




Electronic security price book 17

Effective May 29, 2026





Customer Care

Our Customer Care Representatives are available for questions or assistance.

United States

877-671-7011

- Press 1 - Customer Service
 - Press 2 - Electronics
- Press 2 - Technical Support
 - Press 2 - Electronics
- Press 3 - New projects or to locate an authorized distributor

CUSTOMER SERVICE:

Support@allegion.com

TECHNICAL SUPPORT:

Schlage Electronic Locks and System Components:

Electronic_Lock_TechProdSupport@allegion.com

Readers and Credentials:

Readers_Credentials_Biometrics_TechProdSupport@allegion.com

Von Duprin Electronics:

1-866-422-5547
Exits_TechProdSupport@allegion.com

ENGAGE Tech Support:

Engage.Tech.Prod.Support@allegion.com

Isonas Tech Support:

Isonas.Tech.Prod.Support@allegion.com

Overtur™ Software Support:

<https://support.overtur.allegion.com>

General sales questions, pre-printed cards, CardTrax accounts:

ElectronicInsideSales@allegion.com

UNITED STATES ADMINISTRATIVE OFFICE:

11819 N. Pennsylvania Street
Carmel, IN 46032
allegion.com/us

Canada

CUSTOMER SERVICE:

800-900-4734
Canada.CustomerService@allegion.com

TECHNICAL SUPPORT:

Canada.TechServices@allegion.com

PLACING ORDERS:

You can place orders with Allegion via:
Fax: 1-800-209-4734
Email: Canada.Orders.Service@allegion.com

CANADA ADMINISTRATIVE OFFICE:

1076 Lakeshore Road East
East Mississauga, Ontario L5E 1E4
allegion.ca

United States Request for quote

Carolinas

(North Carolina, South Carolina, Virginia)
Carolinas.Quotes@allegion.com

Central

(Illinois, Iowa, Kansas, Missouri, Nebraska)
Central.Quotes@allegion.com

Chicago

(Northern Illinois, Wisconsin)
Chicago.Quotes@allegion.com

Florida

Florida.Quotes@allegion.com

Metro New York

(Metro New York, Northern New Jersey)
Metro.Quotes@allegion.com

Michigan

Michigan.Quotes@allegion.com

Mid Atlantic North

(New York, Western Pennsylvania)
Mid.Atlantic.North.Quotes@allegion.com

Mid Atlantic South

(Delaware, Eastern Pennsylvania, Maryland, Northern Virginia, Southern New Jersey, Washington DC)
Mid.Atlantic.South.Quotes@allegion.com

Midwest

(Indiana, Kentucky, Ohio, West Virginia)
Midwest.Quotes@allegion.com

Mountain States

(Colorado, Idaho, Montana, Nevada, Utah, Wyoming)
Mtn.States.Quotes@allegion.com

New England

(Connecticut, Maine, Massachusetts, New Hampshire, Rhode Island, Vermont)
NewEngland.Quotes@allegion.com

North Central

(Minnesota, North Dakota, South Dakota)
NorthCentral.Quotes@allegion.com

Northern California

NoCal.Quotes@allegion.com

Northwest

(Alaska, Oregon, Washington)
Northwest.Quotes@allegion.com

South

(Alabama, Georgia, Louisiana, Mississippi, Tennessee)
South.Quotes@allegion.com

Southern California

(Southern California, Hawaii)
SoCal.Quotes@allegion.com

Southwest

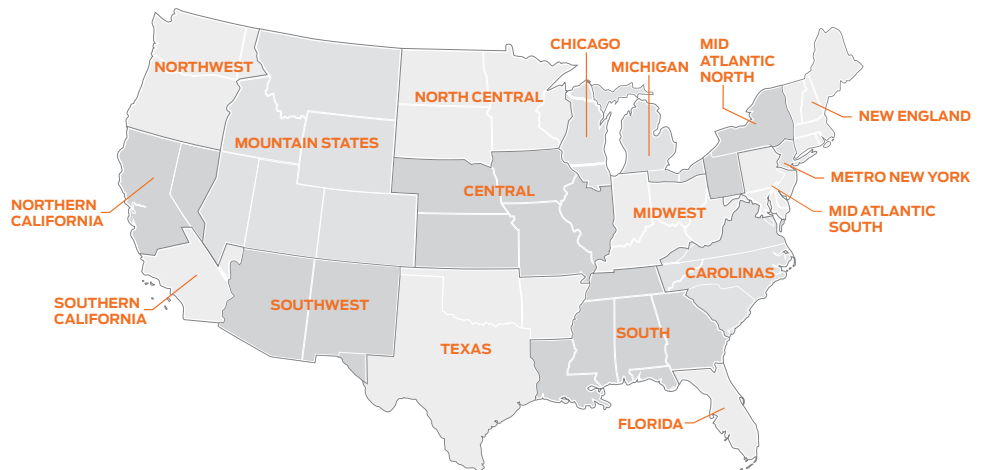
(Arizona, New Mexico)
Southwest.Quotes@allegion.com

Texas

(Arkansas, Texas, Oklahoma)
Texas.Quotes@allegion.com

Canada Request for quote

(All Regions/Provinces)
Quote.Request.Canada@allegion.com





Contents

DOING BUSINESS WITH ALLEGION	5
Restricted keyway policy.....	6
Cylinder policies.....	7
Distribution policy and finishes.....	11
Allegion Solutions overview.....	12
CREDENTIALS	14
How to order.....	15
Schlage Mobile Bluetooth® credentials.....	17
Schlage Smart Card credentials.....	17
Schlage Proximity credentials.....	20
Schlage Magnetic stripe credentials.....	20
ISONAS Credentials.....	21
Services.....	22
CARD READERS	26
Overview.....	26
How to order.....	28
Multi-technology Government Only FIPS readers.....	29
Contactless Smart Card readers.....	29
Proximity readers.....	29
Parts and accessories.....	30
OEM Module.....	32
SOFTWARE	37
ISONAS Pure Access Cloud	38
Overview.....	38
Annual license fee products.....	39
Renewal license fee products.....	39
Multi-year license products.....	40
Renewal multi-year license fee products.....	40
Overtur™ Key system management	41
Overview.....	41
Initial subscriptions.....	42
Renewal subscriptions.....	42
Zentra™ Connect	43
Products orderable via purchase order.....	43
READER CONTROLLERS	44
Schlage RC Multi-technology reader controllers.....	45
Pure IP™ ISONAS Reader controllers.....	46
CTE ENGAGE™ Single door controller.....	47
CT5000 Offline controller.....	49
WRI400 Outdoor wireless reader interface.....	50

ELECTRONIC LOCKS	51
Schlage XE360™ Series wireless locks	51
XE360™ Series wireless tubular lock.....	52
XE360™ Series wireless mortise lock.....	56
XE360™ Series wireless exit wide stile lock.....	60
Schlage Control® Mobile enabled locks	64
Schlage Control® Mobile enabled smart interconnect locks.....	65
Schlage Control® Mobile enabled smart deadbolt.....	68
Schlage Control® Top sellers.....	70
LE Mobile enabled wireless lock	71
Overview.....	71
How to order.....	73
Functions.....	75
Styles.....	76
Configure a product.....	80
Accessories.....	86
Parts.....	87
NDE Mobile enabled wireless lock	92
Overview.....	92
How to order.....	93
Functions.....	95
Styles.....	96
Configure a product.....	97
Parts.....	103
AD Series Networked locks	108
Overview.....	108
How to order.....	109
Functions.....	111
Readers.....	112
Styles.....	113
Configure a product.....	114
AD-300 Networked hardwired.....	123
AD-302 Networked hardwired (FIPS 201-2 Compliant).....	132
AD-400 Networked wireless.....	138
AD-402 Networked wireless (FIPS 201-2 Compliant).....	147
AD-993 Non-functioning dummy exit trim.....	153
Networked accessories.....	155

CONTINUED



CREDENTIALS

READERS

SOFTWARE

READER CONTROLLERS

ELECTRONIC LOCKS

ELECTROMAGNETIC LOCKS

POWER SUPPLIES

VON DUPRIN ACCESS CONTROL

SYSTEM ACCESSORIES

MISC

AD Series Standalone locks 161
 Overview 161
 How to order 162
 AD-201/AD-302/AD-402 Overview 163
 Functions 164
 Readers 165
 Styles 166
 Configure a product 167
 AD-200 Standalone; Rights on locks 174
 AD-201 Standalone (FIPS Compliant); Rights on lock 183
 AD-250 Standalone; Rights on card 189
 AD-993 Non-functioning dummy exit trim 195
 Standalone accessories 197

AD Series Parts 201

CO Series Standalone 218
 Overview 218
 How to order 219
 Functions 221
 Readers 222
 Styles 223
 Configure a product 224
 CO-100 Standalone 231
 CO-200 Standalone 237
 CO-993DT Non-functioning dummy exit trim 243
 CT5000 Offline controller 245
 CO Series Accessories 247

CO Series Parts 249

ELECTROMAGNETIC LOCKS 264
 M490 Max Security Series 265
 M450 High Security Series 266
 M420 Traffic Control Series 267
 M490DE Delayed Egress Series 268
 Filler plates and angle brackets 269
 M490G Gate lock 270
 320M Mini mortise mount 270
 GF3000 Shear Lock Mortise Series 271
 GF3000 Shear Lock Surface Series 272
 Electromagnetic lock parts 273

POWER SUPPLIES 275
 Power supplies and option boards 276

VON DUPRIN ACCESS CONTROL PRODUCTS 277
 PS914 Power supplies 278
 Delayed exit system 278
 Electric power transfer 278
 Remote Undogging (RU) and Remote Monitoring (RM) 278
 4200/5100 Series Electric strikes 279
 6100/6200 Series Electric strikes 280
 6300/6400 Series Electric strikes 281

SYSTEM ACCESSORIES 282
 8200 Series Consoles 283
 800 Series Remote and local monitoring stations 283
 672 TouchBar 284
 692 SmartBar 285
 672 TouchBar/692 SmartBar Parts 286
 600 Series Heavy duty pushbuttons 287
 600 Series Heavy duty pushbutton parts 288
 700 Series Entry level pushbutton 289
 650 Series Heavy duty keyswitches 290
 650 Series Heavy duty keyswitch parts 291
 FSS1 High security door position monitor 292
 Door position switches 292
 Door cords 292
 Electronic horns 293
 Scanners/PIRs 293
 740 Series Emergency break glass 293
 660 Series Surface mini box 293
 442S Series Cabinet lock 294
 PB405/PB405S PowerBolts 294

MISCELLANEOUS 295
 Merchandising aids 296
 Agency listings 297
 Door and frame handing chart 299
 System design guide 300
 Master key system summary 301
 Wiring diagrams 308
 BAA Order transmittal cover letter 311

Policies and documents

The purchase of Allegion products is governed by the Allegion Authorized Seller Program. For program terms and conditions, and other program details, please visit:

USA www.allegion.com/AuthorizedSeller

CAN www.allegion.ca/policies

For Warranty information, visit us.allegion.com/warranty or contact Customer Service at:

USA 877-671-7011

CAN 800-900-4734

Sustainability

Allegion can provide sustainability documentation for select products, ensuring transparency and adherence to environmental standards and building certification programs such as LEED and Living Building Challenge. This documentation includes detailed information on the sustainable practices and materials used, helping you make informed decisions that align with your sustainability goals.

To view the full list of products with declarations, please visit:

<https://us.allegion.com/en/resources/sustainability.html>

Keyway definitions

Open keyways

Everest and Everest 29 Open (C and S Key Sections)

Everest and Everest 29 Open (C & S keyways) include non-Primus products with Everest C and Everest 29 S keyways and key sections. Schlage only sells Everest and Everest 29 Open products to commercial security professionals. Commercial security professionals purchasing Everest and Everest 29 Open products from Schlage are permitted to stock and to originate or duplicate keys without signature verification.

Purchasers of Everest and Everest 29 open (C & S) are permitted to resell the products in accordance with their distribution agreement to end users and to other commercial security dealers who have a professional locksmith on staff but are expressly prohibited from selling to:

- i) Any residential retail outlet.
- ii) Any individual or entity purchasing or selling products through any method of auction.

Standard Classic (Obverse) Key Sections - no restriction

Standard keyways are Classic (Obverse) C, CE, E, EF, F, FG, G, H, J, K, L.

Restricted keyways

Everest B, Everest 29 R


All Everest and Everest 29 SFIC (B and R Families) keyways are restricted.

Everest D, Everest 29 T

All Everest D and Everest 29 T keyways are restricted.

Quad, Numbered ("Paracentric") and Reverse Keyway Family Policy

These keyway families do not require a letter of authorization from the end-user and not available for new master key systems. Orders can be submitted for plugs, 0-bitted and 1-bitted, master keyed, and key blanks; keyed random is not available.



Online ordering is available through Overtur™ Estimate and Order (OEO)

OEO offers much more than placing online orders including:

- Provides net price for direct customers and list price for indirect customers, integrator partners and end-users
- Online Ordering for direct customers
- Automated price updates
- Ability to export price lists and cross-reference guides in Excel
- Configuration and configuration reports, including e-lock configurations
- Request a quote or quote revision from an estimate
- Keying Guide
- Library pre-built hardware sets

How to get it:

1. Login or register at <http://360portal.allegion.com>
2. Find the Estimate and Order Icon and follow the instructions to request access
3. The Online Ordering team will begin working on your access with your Allegion Sales Representative

Traditional ordering methods

United States

✉ Allegion_Orders@allegion.com

☎ 1-800-248-1460

Canada

✉ Canada.Orders.Service@allegion.com

☎ 1-800-209-4734

Training and Troubleshooting



Scan the QR Code to access our resource center or visit

<https://support.oeo.allegion.com/hc/en-us>

Questions or issues should be reported to Online.Ordering.Support@allegion.com for escalation

RESTRICTED KEYWAY POLICY

Everest B, Everest 29 R - All Everest and Everest 29 SFIC (B and R Families) keyways are restricted.

When ordering a new keying system, include the following:

- Job (end-user) name, city, state and zip code.
- Letter of Authorization (LOA) – Authorized ship-to address for key blanks, cores and cut keys on end-user's official stationery. See page 307 for sample letter of authorization.
- Numerically defined specifications for expansion of all branches of the key system.

The factory will assign a "facility code" which will appear on all keys and blanks for this job. When ordering additions to an existing keying system, include the following:

- Job (end-user) name, city, state and zip code.
- Facility code previously assigned by Schlage and stamped on all existing keys and blanks.
- Registry number of the keying system as established by Schlage.
- Letter of authorization on end-user's official stationery is required when:
 - End-user places order with new dealer.
 - Order is to be drop shipped to a different ship-to address than originally authorized by the end-user. See page 307 for sample letter of authorization.

Bitting list (transcript) orders require a letter of authorization on the end-user's official stationery. Prevailing prices apply.

Quad, Numbered ("Paracentric") and Reverse Keyway Family Policy

A letter of authorization from the end-user is required for all orders for restricted keyway plugs, 0-bitted and 1-bitted products and all key blanks. Restricted keyway products are not available keyed random. The letter of authorization must include the address in which the materials will be shipped. Keyway or keyway family must be referenced in the letter. Letters must be dated and signed by the end user. Letters dated more than 6 months prior to the order submission date will not be accepted. Letters for projects that are ongoing may be older than six months if effective dates are referenced in the letter. With the exception of the signature, all other information must be typed.

Allowable End User Authorizations for Restricted Keyways:

The end user can authorize a dealer or distributor to order and inventory products if they so choose. This authorization requires the submission of a fully completed "Letter of Authorization" or "Signature Card", depending on the product type requirements, by the end user to Schlage.

CONSTRUCTION CORE PROGRAM POLICY

Full size and small format construction cores will be invoiced under standard payment terms. Credit for these cores, less the handling charge, will be issued upon their return to the factory. Please contact customer service for return authorization. Customers may not deduct payment for construction cores prior to completion of their authorized return.

CONTROL KEYS FOR INTERCHANGEABLE CORES

A single control key will be added to orders containing interchangeable cores where a new masterkey system, master key system expansions requiring a different control key and all construction core orders are placed and does not include a control key on the purchase order. Construction core orders will include both a control and user key.

Everest D, Everest 29 T - All Everest D and Everest 29 T keyways are restricted.

When ordering a new keying system, include the following:

- Job (end-user) name, city, state and zip code.
- Letter of Authorization (LOA) – Authorized ship-to address for all products on end-user's official stationery. See page 307 for sample letter of authorization.
- Numerically defined specifications for expansion of all branches of the key system.

The factory will assign a "facility code" which will appear on all keys and blanks for this job. When ordering additions to an existing keying system, include the following:

- Job (end-user) name, city, state and zip code.
- Facility code previously assigned by Schlage and stamped on all existing keys and blanks.
- Registry number of the keying system as established by Schlage.
- Letter of authorization on end-user's official stationery is required when:
 - End-user places order with new dealer.
 - Order is to be drop shipped to a different ship-to address than originally authorized by the end-user. See page 307 for sample letter of authorization.

PRIMUS®/PRIMUS XP SALES POLICY

Primus High Security cylinder products manufactured by the Schlage Lock Company are offered for sale through specific channels of distribution, based on stocking requirements and security levels. Possession of this price book or any other Schlage price book does not constitute “the right to purchase” Primus products.

Important: In stocking levels where purchase agreements are required, a fully executed purchase agreement, including initial minimum inventory order, must be in place before any Primus products may be quoted or purchased. Contact your RSO Consultant for specific details.

The prices contained herein apply to Primus Levels 1 through 9 with respect to the actual product. Availability of product is subject to additional conditions as follows:

Classic Keyways

PRIMUS/PRIMUS XP LEVEL 1: For retail locksmiths and Schlage dealers. Standard nationwide side biting by keyway. Stocking level requires a separate Primus/Primus XP agreement. Initial inventory commitment required for distributors but not for participating locksmiths. Obverse keyways only. HP, JP and LP section keys are not available.

PRIMUS LEVEL 1 PLUS: For retail locksmiths. A side biting is assigned on a nationwide exclusive basis to a specific Schlage wholesale distributor. Stocking level which requires a separate Primus purchase agreement and an initial minimum inventory purchase by the wholesaler and the locksmith. Obverse keyways only. HP, JP and LP section keys are not available. Cylinders are always furnished less key blanks (LKB).

PRIMUS XP LEVEL 1 PLUS: For retail locksmiths. An exclusive side biting is assigned to dealer within the first three digits of the dealer physical location zip-code. Distribution through direct Schlage dealers. Stocking level which requires a separate Primus purchase agreement and an initial minimum inventory purchase. Obverse keyways only. Cylinders can be ordered LKB, KD, KA or MK.

PRIMUS/PRIMUS XP LEVEL 2: For Schlage dealers and large commercial locksmith businesses. Exclusive side biting is assigned to dealer by time zone. Distribution through direct Schlage dealers. Stocking level which requires a separate Primus purchase agreement and an initial minimum inventory purchase. Obverse keyways only.

PRIMUS/PRIMUS XP LEVEL 3: End user level not stocked by dealers. Key systems are assigned a side biting exclusive within 2-digit zip code (Level 3G) for orders of 60 - 1,999 Primus cylinders. Orders of fewer than 60 Primus cylinders are randomly assigned a side biting from a small nationwide pool of side bittings (Level 3U). Distribution through Schlage dealers and Schlage wholesale distributors. Obverse and Quad keyways only.

PRIMUS/PRIMUS XP LEVEL 4: End user level not stocked by dealers. Key systems are assigned a side biting exclusive within a time zone (Level 4Z) for orders of 2,000 - 3,999 Primus cylinders. A nationwide exclusive side biting (Level 4N) is assigned to key systems of 4,000 or more Primus cylinders. This exclusivity can be purchased for a separate fee for smaller quantities of cylinders. This price book does not contain the fee schedule. Contact your RSO Consultant for specific information. Distribution through Schlage dealers and Schlage wholesale distributors. Obverse and Quad keyways only.

Everest® Keyways

PRIMUS LEVEL 7: For retail locksmiths. Side biting is assigned on a nationwide exclusive basis to a specific Schlage wholesale distributor. Stocking level which requires a separate Primus purchase agreement and an initial minimum inventory purchase by the Schlage wholesaler and the locksmith. Same as Level 1 PLUS above, but with Everest S Family keyways only.

PRIMUS XP LEVEL 7: For retail locksmiths. An exclusive side biting is assigned to dealer within the first three digits of the dealer physical location zip-code. Distribution through direct Schlage dealers. Stocking level which requires a separate Primus purchase agreement and an initial minimum inventory purchase. All Everest 29 key sections. Cylinders can be ordered MK, KA, KD or LKB.

PRIMUS/PRIMUS XP LEVEL 8: For Schlage dealers and large commercial locksmith businesses. Exclusive side biting is assigned to dealer by time zone. Distribution through direct Schlage dealers. Stocking level which requires a separate Primus purchase agreement and an initial minimum inventory purchase. Equivalent to Level 2 above, but with Everest S Family keyways only.

PRIMUS/PRIMUS XP LEVEL 9: End user level not stocked by dealers. Key systems are assigned varying degrees of geographically exclusive side bittings based on a sliding scale of purchase commitment or separate fees. This price book does not contain the fee schedule. Contact your RSO Consultant for specific information. Distribution through Schlage dealers and Schlage wholesale distributors. Level 9U, 9G, 9Z, and 9N are equivalent to Levels 3U, 3G, 4Z, and 4N above, but with Everest S and T Family keyways.

The following side bit milling exclusivity criteria apply to both levels 3, 4 and 9:

- 1–60 cylinders: Random assignment
- 61–1999 cylinders: First two digits of zip-code
- 2000–3999 cylinders: Time-Zone Exclusivity (also available for \$10,000 fee for an organization who would like this exclusivity and doesn't meet cylinders quantity requirement).
- 4000+ cylinders: Nation Wide Exclusivity. (also available for \$40,000 fee for an organization who would like this exclusivity and doesn't meet cylinders quantity requirement).



IMPORTANT ORDERING INFORMATION

See [Forms and Examples](#): Primus and Everest 29 Primus Ordering Checklist for a checklist of information required to process a Primus order. Note that, for security reasons, all end user Primus levels (Level 3, 4 and 9) require a Facesheet (MS-E120) bearing an original signature. Opening orders for end user Primus levels also require a Signature Card (MS-E130) bearing original signatures. Facesheets and signature cards are used to authenticate the end user request for product, therefore orders received without the correct supporting documents (or without original signatures) are subject to delays or cancellations. Blank Facesheets and Signature Cards are included in the [Forms and Examples](#) section of this price book for your reference. Additionally, electronic version of these forms are available at allegion.com/us.

The Schlage Lock Company reserves the right to make changes in designs and specifications, to make additions or improvements on its products, or to discontinue products without incurring any obligation. The Schlage Lock Company is not responsible for any modification, addition, or alteration to our products by others.

INVENTORY COMMITMENT REQUIREMENTS - COMMERCIAL LOCKSMITHS LEVELS			
Primus XP		Everest 29 Primus XP	
Level 1	None	N/A	N/A
Level 1+	\$7,500	Level 7 XP	\$7,500
Level 2	25,000	Level 8	\$25,000

- CREDENTIALS
- READERS
- SOFTWARE
- READER CONTROLLERS
- ELECTRONIC LOCKS
- ELECTROMAGNETIC LOCKS
- POWER SUPPLIES
- VON DUPPRIN ACCESS CONTROL
- SYSTEM ACCESSORIES
- MISC

PRIMUS
PRIMUS *XP* *Typical Applications*

EVEREST 29
PRIMUS
EVEREST 29
PRIMUS *XP*

LEVEL 1	Dealer Controlled Systems	<i>National Non-Exclusive</i>		<ul style="list-style-type: none"> Strip Mall Shops Small Businesses Upscale Homes 	Consider Everest Open for Commercial Exclusivity	LEVEL 7
		Stocked by distributors and resold to end users via commercial locksmiths; All Level 1 Locksmiths have the same side bittings.				
LEVEL 1+	Dealer Controlled Systems	<i>Primus Wholesaler/ Locksmith Exclusive</i>	<i>XP Dealer Exclusive</i>	<ul style="list-style-type: none"> Small Businesses Restaurants Doctor's Offices 	Owned and stocked by dealers then resold to end users. Keys bear unique ID based upon three digits zip-code exclusivity of side bitting.	LEVEL 8
		Locksmiths resell wholesaler's side bitting to end users; keys bear locksmith ID number.	Owned and stocked by dealers then resold to end users. Keys bear unique ID based upon three digits zip-code exclusivity of side bitting.			
LEVEL 2	Dealer Controlled Systems	<i>Dealer Exclusive</i>		<ul style="list-style-type: none"> Office Buildings Banks Private Schools Healthcare Residences 	Owned and stocked by dealers then resold to end users. Keys bear a unique ID based upon time-zone exclusivity of side-bitting.	LEVEL 9
LEVEL 3	End User Exclusive	<i>End User Exclusive</i>				
LEVEL 4	End User Exclusive	<i>End User Exclusive</i>		<ul style="list-style-type: none"> Educational Facilities Healthcare Facilities Large Office Complexes Government Buildings Detention Centers Franchises 	Exclusivity is based on either random assignment or on the first 2 digits of the zip code, depending on end user commitment.	LEVEL 9
	End User Exclusive	<i>End User Exclusive</i>				
	End User Exclusive	<i>End User Exclusive</i>			Exclusivity is based on either a <i>time zone</i> or <i>nationwide</i> basis, depending on end user commitment.	

Electronic validation from Schlage¹

Electronic validation (e-validation) is an online system for the use of the end user to create electronic authorizations replacing the letter of authorization (LOA) and Primus Facesheet processes. This online validation system is designed to ease the burden of an end user providing authorizations for ordering restricted key and cylinder products on their behalf. Through this system, the end user can register for an online account with Schlage that will allow them to manage their shipping addresses, shipping contacts and additional authorized users for their restricted products. Through this system, they can then generate an electronic Facesheet that they can provide to the distributor of their choice to allow an order for restricted products to proceed. Enrolling in and using this feature will reduce the overall time for an order to be processed from the time that the end user has determined the need for product. The electronic Facesheet provided by the e-validation system can be faxed or emailed along with a distributors order reducing the time and energy required for original copies of Facesheets previously required. The system is for both new and existing restricted key system owners. For new restricted systems, a registration process will provide the ability to create the initiating Facesheet for the project.

Products/key systems eligible for e-validation:

- Everest – B and D restricted family of keyways
- Everest 29 – R and T restricted family of keyways
- Primus – All keyway families that include the Primus feature
- Primus XP – All keyway families that include the Primus XP feature

E-validation can be accessed at the following web address: <https://mycredentials.allegion.com>

¹ Does not apply to Canada.



MASTER KEY SHIPMENT POLICY

Keyway Family of Master Key System

- Classic Restricted (Numbered, Quad and Reverse)
- Classic Primus (Obverse and Quad)
- Everest Restricted (B and D Family)
- Everest 29 Restricted (R and T Family)
- Everest Primus (C and D Family)
- Everest 29 Primus and Primus XP (S and T Family)
- Classic Open (Obverse)
- Everest Open (C Family)
- Everest 29 Open (S Family)

Standard Method of Shipment¹

- 2-Day Air
 - Tracking number is assigned to shipment
 - Recipient's signature is required upon delivery

¹ Does not apply to Canada.

All goods are shipped F.O.B. factory and become the customer's property when they pass into the hands of the transportation company. Schlage reserves the right to use our choice of carrier.

Schlage Default Keyways

Schlage Commercial products (excluding Portable Security)

- Default keyway is Everest 29 S123
- For other optional keyways, please specify

Schlage Electronics

- Default keyway is Everest 29 S123
- For other optional keyways, please specify

Portable Security - Kryptonite:

- Default to C keyway KD
- For made to order products, please specify the keying and keyway

Schlage Residential: (F, B60, J-Lock)

- Default keyway is C

DISTRIBUTION FUNCTION AND LOCATION POLICY

The Schlage customer relationship includes the nonexclusive area of primary sales responsibility and the channel of distribution assigned by Schlage. It is vital to our success and for the effective management of the distribution of our products that the Schlage customer relationship, once it is satisfactorily established between us, should not be changed without our approval. Therefore, after selection by Schlage as a distributor of one or more of Schlage products, a customer should continue to perform that distribution function from the location of its business at the place or places utilized at the time of selection. A customer should not change its Schlage distribution function or establish a different or additional location without the prior written consent of Schlage.

Schlage reserves the right to discontinue, after appropriate notice, sale of its products to any customer which refuses to adhere to this policy. Schlage also reserves the right to change, in its sole discretion, the number and locations of the distributors authorized to distribute its products in any area. This determination will be based upon, among other considerations, the success or failure in developing the market for Schlage products.

Hardware Finishes

Schlage Lock finishes are durable, top quality finishes obtained by the careful processing of solid brass, bronze, stainless steel or other materials. Where required, a protective clear coating is applied and cured under high temperature. It is important that climatic conditions and usage be taken under consideration when selecting finishes. This is especially true in areas subjected to strong corrosive vapors, humid climate or sea air which, in a short time, may have a damaging effect on metal finishes. The longevity and preservation of the finish appearance is determined by base metal and finishing process. Clear protective coating or other organic finishing applications may require different methods of cleaning and care. As an example, non-clear coated finishes should not be cleaned with soaps or any solvents; organically coated surfaces should periodically be cleaned with a mild, nonabrasive soap and buffed lightly with a clean cloth. The type of base metal and finishing techniques must be considered when applying any cleaning or preservative method. Contact the Schlage Technical Services Department for further information on the care of finished hardware.

In some instances, for customer convenience, the most appropriate BHMA finish symbols are used to indicate similarity of appearance, regardless of base metal of finishing process. A, CS, ND, F, FA, H, S, S200 Series and Dexter by Schlage levers are zinc-based material and are plated to match finishes indicated. L Series will utilize a brass material for 612 and 613 finishes. Finishes of latches, strikes, cylinders/cores, and visible mounting screws, though similar in appearance, may differ from the finish of the trim. Finish numbers in the 600 Series are the BHMA (Builders Hardware Manufacturers Association) industry standard.

COMMERCIAL FINISH CODES & DESCRIPTIONS			
The nearest old U.S. equivalent code designations are shown in parenthesis ().			
Symbol	Description	Symbol	Description
605 (US3)	Bright Brass, Clear Coated	622 (US19)	Matte Black, Coated
606 (US4)	Satin Brass, Clear Coated	625 (US26)	Bright Chromium Plated, No Coating
609 (US5)	Antique Brass, Satin Brass, Blackened Satin Relieved, Clear Coated	626 (US26D)	Satin Chromium Plated, No Coating
612 (US10)	Satin Bronze, Clear Coated	629 (US32)	Bright Stainless Steel, No Coating
613 ¹ (US10B)	Oil Rubbed Bronze, Oxidized Satin Bronze, Oil Rubbed, No Coating	630 (US32D)	Satin Stainless Steel, No Coating
619 (US15)	Satin Nickel, Satin Nickel Plated, Clear Coated	643e	Aged Bronze, Clear Coated

- Oil rubbed bronze (613) is considered a category "B" finish by ANSI/BHMA and will vary in color when applied to different alloys and forms of base material. 613 will also vary from production lot and additionally from one manufacturer to another. Oil rubbed bronze will wear off over time due to the "rubbed" finishing method that has no protective coating or plating.

For more than 100 years Allegion brands have been providing innovative access control solutions. We are at the forefront of access control innovation, including contactless smart credentials, wireless security products.

Allegion electronic security offers the most extensive range of access control and security management solution on the market today. This comprehensive line of products allow you to build a complete access control system from the ground up. For facilities with existing access control systems, the open architecture design of Allegion electronic security products facilitates easy integration into your existing system. Because Allegion understands that your needs will evolve over time, Allegion also provides the opportunity for an easy migration path as technology advances.

At Allegion, we understand that each facility has unique security requirements. Our extensive line of products, flexible options and ability to adapt to your existing environment make it easy to find a solution that will fit your security needs... whatever they may be.



CREDENTIAL COMPATIBILITY CHART

Allegion offers comprehensive security solutions for each facility. To help you identify which solution is right for your facility, here are some reader technologies with their compatible credential technologies. Allegion readers and credentials are designed on an open architecture platform. For more details on compatibility, please refer to the data sheets.

	Physical (Cards, Fobs, etc.)						Mobile		
	PIN	Magnetic stripe (1,2,3 Track)	Proximity Card (125 kHz)	Schlage Smart Card (13.56 MHz)	HID® (Class 1, Class SE®, and Seos®)	FIPS 201-2 Compliant (PIV and PIV-I)	Schlage Bluetooth® Mobile Credentials	Schlage NFC Apple Wallet® and Google Wallet® mobile credentials	HID® Seos® NFC mobile
ENGAGE Family Readers									
NDEB and LEB			■	■			■	■	
NDEBSi and LEBSi				■	■		■	■	■
Schlage Control® Smart Locks (B version)				■			■	■	
XE360™ Series Readers									
XE360™ Series				■			■	■	
AD Series Readers									
KP Keypad reader	■								
MSK (Swipe) Magnetic stripe + keypad reader	■	■							
MS (Swipe) Magnetic stripe reader		■							
MTK Multi-technology + keypad reader	■		■	■				■	
MT Multi-technology reader			■	■				■	
FMK Multi-technology FIPS 201-2 Compliant reader	■		■	■		■			
SiK Multi-technology + keypad reader	■			■	■			■	■
Si Multi-technology reader				■	■			■	■
CO Series Readers									
KP Keypad reader	■								
PRK Proximity + keypad reader	■		■						
PR Proximity reader			■						
Card Readers									
PR10 Proximity reader - Mini mullion			■						
SM10 Contactless smart reader - Mini mullion				■				■	
MT11 Multi-technology reader - Mullion			■	■		△		■	
MT15 Multi-technology reader - Wall mount			■	■		△		■	
MTK15 Multi-technology reader with Keypad - Wall mount	■		■	■		△		■	
MTMS15 Multi-technology magnetic stripe reader - Wall mount		■	■	■		△		■	
MTMSK15 Multi-technology magnetic stripe reader with keypad - Wall mount	■	■	■	■		△		■	
MT11B Multi-technology reader - Mullion			■	■			■	■	
MTB15 Multi-technology reader - Wall mount			■	■			■	■	
MTKB15 Multi-technology reader with Keypad - Wall mount	■		■	■			■	■	
Readers and Controllers									
RC11 - Multi-technology IP reader-controller - Mullion			■	■			■	■	
RC15 - Multi-technology IP reader-controller - Wall mount			■	■			■	■	
RCK15 - Multi-technology IP reader-controller with keypad - Wall mount	■		■	■			■	■	

△ Requires -485 model
See the [Credentials Compatibility Guide](#) for additional details.



Contents

Credentials | Overview..... 14
 Credential order template.....16

Credentials | Mobile17
 Schlage Mobile Access via ENGAGE™ 17

Credentials | Smart17
 Schlage MIFARE® DESFire® EV3 technology 17
 Schlage MIFARE® DESFire® EV1 technology 17
 Discontinued MIFARE® DESFire® credentials.....18
 Schlage MIFARE Classic®19

Credentials | Proximity 20
 Schlage Proximity credentials comparison guide20

Credentials | Magnetic stripe..... 20

Credentials | ISONAS..... 21
 ISONAS Proximity credentials 21
 ISONAS Smart Card credentials 21
 HID and ISONAS reader compatible..... 21

Credentials | Services22
 Slot punch options 22
 Encoding fee..... 22
 Custom artwork..... 22
 Schlage Custom encryption key service 22
 Cross reference sheet 22

Credentials | Options 24
 Print scheme options..... 24

Credentials | CardTrax™ 25
 Credential sequencing service..... 25

Customer service	Technical support	Inside sales
<ul style="list-style-type: none"> Order status Credit returns of non-defective products General sales questions 	<ul style="list-style-type: none"> Technical questions/issues Returns of defective products Repairs 	<ul style="list-style-type: none"> General sales questions Custom Artwork credentials CardTrax™ accounts
USA Email Requests to: Sales Support Contact information on page 2. CAN Canada.CustomerService @allegion.com	USA Readers_Credentials_Biometrics_ TechProdSupport@allegion.com CAN Canada.TechServices @allegion.com	USA ElectronicInsideSales@allegion.com CAN Canada.CustomerService @allegion.com



1) MODEL NUMBER

Please reference pages 17–22 to pick your credential model number to assure you receive the correct technology, form factor and memory size. Below is how the credential model numbers are created but not every combination is available and there are some unique part numbers available.

SAMPLE PART NUMBER		8	5	4	3	M1
1. Technology						
7	Proximity					
8	DESFire EV1 or EV3					
9	MIFARE Classic					
2. Form factor						
4	Clamshell					
5	ISO Card					
6	Keyfob					
7	Adhesive patch					
8	Combo keyfob					
9	Combo ISO card					
3. Memory						
2	2K byte memory (available in EV1)					
4	4K byte memory (available in EV1, EV3)					
8	8K byte memory (available in EV1)					
4. DESFire EV1 or EV3						
0	DESFire EV1					
3	DESFire EV3 (available only in 4K byte memory)					
5. Other						
M1	Magstripe					
T	Thin keyfob					

2) CARDTRAX™

CardTrax format is a program designed to keep track of credential encoding and badge ID numbers to eliminate confusion in ordering sequential numbering and/or encoding details, and ensures duplicate cards are not issued. Cards will automatically be provided as “next in line” unless otherwise specified. Restricted CardTrax is an exclusive CardTrax Program for qualified end-user customers that provides global encoding protection. **If a CardTrax number is provided on your PO, manual encoding information is not required.** Please reference page 25 for more information on CardTrax.

3) ENCODING INFORMATION^{1,2}

All credentials are encoded with 3 main properties (in order): Bit Format, Facility Code, and Badge ID. Bit Format is the data structure of your credential and determines how many facility codes and unique badge numbers are available to use. Facility Code differentiates your site, or facility, from another site that might be using the same Bit Format and Badge range as yours. Not all Bit Formats use a Facility Code. Badge ID is the unique ID number on the credential that is associated with each user in your access control system.

IMPORTANT ENCODING NOTES:

- Every credential order must include directions on how to encode the credential. Most commonly, this includes information like Bit Format, Facility Code (if applicable), and Starting Badge ID Number. Customers using a CardTrax Account to track their credential information can instead provide a CT number on the credential line on the PO. Do not attach additional credential-related documents to the PO. Orders without proper encoding directions will require order clarification and may be delayed. “Default Encoding” can be specified on the PO, which will be a 26A bit format and Allegion will choose the facility code and starting badge ID number. For all other encoding guidance, contact your Allegion Sales Consultant or ElectronicInsideSales@allegion.com before proceeding.
- When ordering multi-technology credentials, the order requires credential encoding information for both the Smart and Proximity technologies if different encoding is preferred. One CT account can also be specified for each technology. The same encoding will be applied to both technologies if there is only one set of encoding information.

COMMON BIT FORMATS:

BIT FORMAT	CROSS REFERENCE	FACILITY CODE RANGE	BADGE ID RANGE	PROX	SMART
26A	H10301	0–255	0–65,535	▪	▪
● 35C	CORP1000 identical	0–4,095	0–1,048,575	▪	▪
37X	H10304	0–65,535	0–524,288	▪	▪
● 40X		0–1,023	0–268,435,455		▪

● For CardTrax™ restricted program members only. For other supported formats, please contact your Allegion Sales Consultant.

SAMPLE CREDENTIAL MODEL NUMBER

8543M1 - Schlage MIFARE DESFire EV3 Smart Card 4K byte/16K bit with Magnetic stripe ISO Glossy White

AVAILABLE FORM FACTORS

DIMENSIONS	
Clamshell	3.37" x 2.125" x 0.075"
ISO glossy white	3.37" x 2.125" x 0.033"
Keyfob	2" x 1.24" x 0.038"
Thin keyfob	1.77" x 1.18" x 0.06"
Wristband	0.63" x 7.68" x 0.295"
PVC adhesive disk	1.38" diameter (35mm)
PVC adhesive patch	3.37" x 2.125" x 0.033"

Allegion offers an optional magnetic stripe encoding service on ISO glossy white cards. Include the “Magnetic Stripe” Part Number and magnetic stripe encoding instructions as a separate line item on your purchase order. Please see page 22 for details.

4) SLOT PUNCH

Available option on ISO cards. Vertical slot punch is always included in Clamshell credential (no extra charge). Punch indicator dots are on all stock ISO cards. ISO cards with mag stripe can only be punched horizontally. A per-card cost applies for this service. Reference page 22 for details. Allegion is not responsible for damage caused by slot punching provided on Schlage cards by any third party.

5) CARD PRINT SCHEME

Card print schemes are printed in various locations on ISO and clamshell cards and provide information about the credential or order. Print scheme 01 will be used if no other print scheme is specified. Please reference page 24 for available print schemes.

6) CUSTOM ARTWORK NUMBER

Please reference page 23 for more information on custom artwork.

7) SPECIAL INSTRUCTIONS

Please include additional special instructions for your order. Most orders will not have special instructions. Special instructions may include a Cross Reference Sheet or a custom configuration (“CE-xxx-xxx” number). Custom configurations may also be associated with your CardTrax Account and would be automatically applied when a CT Number is specified on the order. A Cross Reference Sheet is a .CSV file containing all badge properties from your order that is used for advanced enrollment functions. Please see page 22 for more information on Cross Reference Sheets.

For more information and guidance placing a credential order, visit our [Credentials How-to-Order Guide](#). You are encouraged to attach a populated Credential Order Template to your purchase order.

SCHLAGE CREDENTIAL TECHNOLOGY TYPES

Schlage offers a wide range of credential technologies and form factors.

MOBILE CREDENTIALS

Schlage offers a variety of ways to deliver mobile credentials to your students' and employees' phones. Using near field communication (NFC) or Bluetooth technology, a smartphone app works just like an ID card, providing more for your students and employees while enhancing the security of their credential. Easily assign credentials today using the access control software of one of our developer network partners. Schlage mobile credentials offer the highest level of credential security available.

SMART CREDENTIALS

Ideal for facilities with moderate to high security needs, Schlage 13.56 MHz smart credentials put you in control by delivering smarter solutions. Using MIFARE® DESFire®s EV Series or MIFARE Classic®, these credentials protect your most sensitive data by utilizing extra layers of security protection. Smart credentials can be used for many applications beyond access control including transit, cashless vending, and cafeteria point of sale.

MULTI-TECHNOLOGY CREDENTIALS

Schlage multi-technology credentials are extremely flexible. Particularly useful during a transition from proximity technology to smart technology, these cards can be read by both proximity readers and smart readers. This allows your customers to economically migrate to the latest smart technology at their own pace.

PROXIMITY CREDENTIALS

Schlage proximity credentials are a solution for facilities with less demanding security needs. Utilizing 125 kHz proximity technology, these credentials are a cost-effective solution and can interface with many industry leading proximity readers.

MAGSTRIPE CREDENTIALS

Schlage magstripe credentials are a solution for facilities with less demanding security needs. Utilizing magstripe technology, these credentials are a cost-effective solution.

CREDENTIAL ORDER TEMPLATE (Populate the applicable fields—Required: 1, 2, 3A or 3B)														
1	2	3A		OR	3B Manual Encoding				4 Advanced Options					
Model number	Qty	Technology	CardTrax Account #	SKIP 3B IF USING CARDTRAX	Bit Format	Facility Code (Site Code)	City Code (for 48X only)	Badge ID Start Number (Default: Offset = 0, Encoded/Printed match)		Print Scheme (Default: 01)	Slot Punch (Default: No) No/SPV/SPH	Custom Artwork (CA#####)	CRS Y/N	
		Smart (13.56 MHz)							Encoded ID Start					
		Proximity (125 kHz)							Encoded ID Start					
									Printed ID Start					
									Printed ID Start					
		Skip to 3B for manual encoding.			Default: Encoding will match on both techs when using multi-tech credentials unless otherwise specified.			Difference between Encoded ID (internal) and Printed ID (external) = Offset.		Depends on model number. See Schlage Electronics Pricebook for details. Skip if Default or N/A.				

Please submit orders to Allegion.Orders@allegion.com (USA) or Canada.Orders.Service@allegion.com (CAN) with purchase order. Orders are not required to be in this format, but either all encoding details or a CardTrax number must be clearly provided on the purchase order. For more information and guidance placing a credential order, visit our [Credentials How-to-Order Guide](#).

EXAMPLE: Single Technology credential with CardTrax account, Default Print Scheme, Horizontal Slot Punch, and Cross Reference Sheet

1	2	3A		OR	3B Manual Encoding				4 Advanced Options					
Model number	Qty	Technology	CardTrax Account #	OR	Bit Format	Facility Code (Site Code)	City Code (for 48X only)	Badge ID Start Number (Default: Offset = 0, Encoded/Printed match)		Print Scheme (Default: 01)	Slot Punch (Default: No) No/SPV/SPH	Custom Artwork (CA#####)	CRS Y/N	
8543M1	500	Smart (13.56 MHz)	CT123456						Encoded ID Start		01	SPH		Y
		Proximity (125 kHz)							Printed ID Start					
									Encoded ID Start					
									Printed ID Start					

By default, magnetic stripe (M1) will not be programmed. If you need magnetic stripe programming, please reach out to your Allegion Sales Consultant before placing your order. Please be prepared to provide specific encoding details.

EXAMPLE: Multi-Technology credential with Manual Encoding details, No Offset, and 04 Print Scheme (see page 24)

1	2	3A		OR	3B Manual Encoding				4 Advanced Options					
Model number	Qty	Technology	CardTrax Account #	OR	Bit Format	Facility Code (Site Code)	City Code (for 48X only)	Badge ID Start Number (Default: Offset = 0, Encoded/Printed match)		Print Scheme (Default: 01)	Slot Punch (Default: No) No/SPV/SPH	Custom Artwork (CA#####)	CRS Y/N	
8943	200	Smart (13.56 MHz)				37X	2		Encoded ID Start	200	04			N
		Proximity (125 kHz)							Printed ID Start	200				
						26A	5		Encoded ID Start	200				
									Printed ID Start	200				



SCHLAGE MOBILE ACCESS VIA ENGAGE™		
<ul style="list-style-type: none"> 1 unit/pack contains 10 licenses 		
Description	Model number	Price
1-Year Flexible Schlage Mobile Credential License Pack	SMA-ENGAGE-FLEX-1YR	\$60.00
5-Year Fixed Schlage Mobile Credential License Pack	SMA-ENGAGE-FIX-5YR	\$100.00

SCHLAGE SMART CREDENTIALS USING MIFARE® DESFIRE® EV3 TECHNOLOGY		
<ul style="list-style-type: none"> 13.56 MHz smart technology Uses MIFARE DESFire EV3 Technology Meets ISO standard 14443A Minimum order is 50 		
Description	Model number	Price
Schlage MIFARE DESFire EV3 4K byte Clamshell Card	8443	\$10.40
Schlage MIFARE DESFire EV3 4K byte ISO Glossy White	8543	\$11.40
Schlage MIFARE DESFire EV3 4K byte with Magnetic stripe ISO Glossy White	8543M1	\$12.50
Schlage MIFARE DESFire EV3 4K byte Thin Fob	8643T	\$11.80
Schlage MIFARE DESFire EV3 4K byte ISO Glossy White with Laser Grade Overlay ¹	8543L	\$11.60
Schlage MIFARE DESFire EV3 4K byte with Magnetic Stripe ISO Glossy White with Laser Grade Overlay ¹	8543MIL	\$12.70

MULTI-TECHNOLOGY: PROXIMITY AND SCHLAGE SMART CREDENTIALS USING MIFARE® DESFIRE® EV3		
<ul style="list-style-type: none"> Minimum order is 50 		
Description	Model number	Price
Proximity and Schlage MIFARE DESFire EV3 4K byte Thin Fob	8843T	\$17.80
Proximity and Schlage MIFARE DESFire EV3 4K byte ISO Glossy White	8943	\$16.60
Proximity and Schlage MIFARE DESFire EV3 4K byte with Magnetic stripe ISO Glossy White	8943M1	\$17.70
Proximity and Schlage MIFARE DESFire EV3 4K byte ISO Glossy White with Laser Grade Overlay ¹	8943L	\$16.90
Proximity and Schlage MIFARE DESFire EV3 4K byte with Magnetic Stripe ISO Glossy White with Laser Grade Overlay ¹	8943MIL	\$17.60

1. Laser Grade Overlay is an additional overlay on top of the card that enhances print quality and improves longevity.

SCHLAGE MIFARE® DESFIRE® EV1 TECHNOLOGY		
<ul style="list-style-type: none"> 13.56 MHz smart technology Uses MIFARE DESFire EV1 Technology Meets ISO standard 14443A Minimum order is 50 		
Description	Model number	Price
Schlage MIFARE DESFire EV1 Smart 4K byte/32k bit PVC Adhesive Patch	8740 2	\$10.80
Schlage MIFARE DESFire EV1 Smart 8K byte/64k bit PVC Adhesive Patch	8780	\$12.30

DISCONTINUED MIFARE® DESFIRE® CREDENTIALS

Please Note: Recommended alternatives will match in form factor, likely be in a different credential technology, still be functionally comparable, and may vary in memory size.

Description	Discontinued model number	Alternatives
Schlage MIFARE DESfire EV2 2K byte/16K bit Clamshell Card	2420	8443
Schlage MIFARE DESfire EV2 4K byte/32K bit Clamshell Card	2440	8443
Schlage MIFARE DESfire EV2 8K byte/64K bit Clamshell Card	2480	8443
Schlage MIFARE DESfire EV2 2K byte/16k bit ISO Glossy White	2520	8543
Schlage MIFARE DESfire EV2 4K byte/32k bit ISO Glossy White	2540	8543
Schlage MIFARE DESfire EV2 8K byte/64k bit ISO Glossy White	2580	8543
Proximity and Schlage MIFARE DESfire EV2 2K byte/16k bit ISO Glossy White	2920	8943
Proximity and Schlage MIFARE DESfire EV2 4K byte/32k bit ISO Glossy White	2940	8943
Proximity and Schlage MIFARE DESfire EV2 8K byte/64k bit ISO Glossy White	2980	8943
Schlage MIFARE DESFire EV1 Smart Card 2K byte/16k bit Clamshell	8420	8443
Schlage MIFARE DESFire EV1 Smart Card 8K byte/64k bit Clamshell	8480	8443
Schlage MIFARE DESFire EV1 Smart Card 2K byte/16k bit ISO Glossy White	8520	8543
Schlage MIFARE DESFire EV1 Smart Card 8K byte/64k bit ISO Glossy White	8580	8543
Proximity and Schlage Smart Card Combo 2K byte/16k bit ISO Glossy White	8920	8943
Proximity and Schlage Smart Card Combo 8K byte/64k bit ISO Glossy White	8980	8943
Schlage MIFARE DESfire EV2 2K byte/16k bit with Magnetic stripe ISO Glossy White	2520M1	8543M1
Schlage MIFARE DESfire EV2 4K byte/32k bit with Magnetic stripe ISO Glossy White	2540M1	8543M1
Schlage MIFARE DESfire EV2 8K byte/64k bit with Magnetic stripe ISO Glossy White	2580M1	8543M1
Schlage MIFARE DESfire EV2 2K Thin Fob	2620T	8643T
Schlage MIFARE MIFARE DESfire EV2 2K + HID Compatible Prox Thin Fob	2692T	8843T
Proximity and Schlage MIFARE DESfire EV2 2K byte/16k bit with Magnetic stripe ISO Glossy White	2920M1	8943M1
Proximity and Schlage MIFARE DESfire EV2 4K byte/32k bit with Magnetic stripe ISO Glossy White	2940M1	8943M1
Proximity and Schlage MIFARE DESfire EV2 8K byte/64k bit with Magnetic stripe ISO Glossy White	2980M1	8943M1
Schlage MIFARE DESFire EV1 Smart Card 2K byte/16k bit with Magnetic stripe ISO Glossy White	8520M1	8543M1
Schlage MIFARE DESFire EV1 Smart Card 8K byte/64k bit with Magnetic stripe ISO Glossy White	8580M1	8543M1
Proximity and Schlage Smart Card Combo 2K byte/16k bit with Magnetic stripe ISO Glossy White	8920M1	8943M1
Proximity and Schlage Smart Card Combo 8K byte/64k bit with Magnetic stripe ISO Glossy White	8980M1	8943M1
Schlage MIFARE DESFire EV1 Smart 2K byte/16k bit PVC Adhesive Patch	8720	8740
Schlage MIFARE DESFire EV1 Smart 8K byte/64k bit PVC Adhesive Patch	8780	8740
Schlage MIFARE DESFire EV1 Smart Card 4K byte/32k bit ISO Glossy White	8540	8543
Schlage MIFARE DESFire EV1 Smart Card 4K byte/32k bit with Magnetic stripe ISO Glossy White	8540M1	8543M1
Schlage MIFARE DESFire EV1 Smart Card 4K byte/32k bit Clamshell	8440	8443
Proximity and Schlage Smart Card Combo 4K byte/32k bit ISO Glossy White	8940	8943
Proximity and Schlage Smart Card Combo 4K byte/32k bit with Magnetic stripe ISO Glossy White	8940M1	8943M1

SCHLAGE MIFARE CLASSIC® <ul style="list-style-type: none"> ▪ 13.56 MHz smart technology ▪ Uses MIFARE Technology ▪ Meets ISO standard 14443A ▪ Minimum order is 50 		
Description	Model number	Price
Schlage MIFARE Classic Card 2.5K bit Clamshell	9420	\$6.40
Schlage MIFARE Classic Card 1K byte Clamshell	9451	\$9.90
Schlage MIFARE Classic Card 2.5K bit ISO Glossy White	9520	\$8.00
Schlage MIFARE Classic Card 1K byte ISO Glossy White	9551	\$9.60
Schlage MIFARE Classic Card 4K byte ISO Glossy White	9558	\$13.60
Schlage MIFARE Classic Card 2.5k bit with Magnetic stripe ISO Glossy White	9520M1	\$8.90
Schlage MIFARE Classic Card 1K byte and Magnetic stripe ISO Glossy White	9551M1	\$10.50
Schlage MIFARE Classic Card 4K byte and Magnetic stripe ISO Glossy White	9558M1	\$14.60
Schlage MIFARE Classic 1K byte Keyfob	9651	\$11.10
Schlage MIFARE Classic 1K byte Thin Keyfob	9651T	\$11.30
Schlage MIFARE Classic 1K byte PVC Adhesive Patch	9751	\$10.00
Schlage MIFARE Classic 4K byte PVC Adhesive Patch	9758	\$15.00

MULTI-TECHNOLOGY: SCHLAGE MIFARE CLASSIC® AND PROXIMITY <ul style="list-style-type: none"> ▪ Minimum order is 50 		
Description	Model number	Price
Proximity and Schlage 1K byte Thin Keyfob	9691T	\$14.90
Proximity and Schlage Card 1K byte ISO Glossy White	9951	\$13.40
Proximity and Schlage Card 4K byte ISO Glossy White	9958	\$15.70
Proximity and Schlage Card 1K byte with Magnetic stripe ISO Glossy White	9951M1	\$13.80
Proximity and Schlage Card 4K byte with Magnetic stripe ISO Glossy White	9958M1	\$16.50

SCHLAGE MIFARE CLASSIC® WRISTBANDS <ul style="list-style-type: none"> ▪ Minimum order is 50 		
Description	Model number	Price
Schlage MIFARE Classic 1K byte Silicone Wristband. Available in six colors.	9351-xxx	\$14.30
Black BLK Blue BLU Green GRN ☒ Orange ONG Purple PLE ☒ Red RED ☒		

☒ Longer lead times expected.



SCHLAGE PROXIMITY CREDENTIALS

- 125 kHz proximity technology
- Compatible with most HID Proximity formats up to 37 bits
- Compatible with most HID readers
- Minimum order is 50

Description	Model number	Price
Proximity Card Clamshell	7410	\$4.70
Proximity Card ISO Glossy White	7510	\$7.90
Proximity and Magnetic Stripe Card ISO Glossy White	7510M1	\$8.90
Proximity Keyfob	7610	\$8.20
Proximity PVC Adhesive Disk (35 mm Disk)	7010 ☒	\$7.60
Proximity Thin Keyfob	7610T	\$8.80

☒ Longer lead times expected.

125 KHZ PROXIMITY CREDENTIALS COMPARISON GUIDE

HID® product number
1326
1386/1586
1336/1536
1346
1391

Please note: This chart offers comparable part numbers; these are **not** direct replacements. Please use this chart as a guide and reference the spec sheet for the part specified to determine compatibility.

MAGNETIC STRIPE ONLY CREDENTIALS

(Minimum order is 50)

Description	Model number	Price
Magnetic stripe card - Not encoded, no logo	MAG1	\$3.70
Magnetic stripe card - Encoded (track 2 and track 3) with Schlage logo	MAG2	\$4.80
Magnetic stripe card - Encoded, no printing. Must have an enrollment reader to use this credential	MAG3	\$4.80

Schlage and the Schlage logo are trademarks of Allegion plc, its subsidiaries and/or affiliates in the United States and other countries. All other trademarks are the property of their respective owners.

ISONAS PROXIMITY CREDENTIALS		
<ul style="list-style-type: none"> 125 kHz 1 unit is 1 pack. See descriptions below for pack quantities. 		
Description	Specify part number	Price
Proximity Thin Cards - 50 pack (purchased in packs of 50)	TC-2-50	\$645.00
Proximity Keyfob - 20 pack (purchased in packs of 20)	KF-3-20	\$219.00
Proximity Clamshell Cards - 25 pack (purchased in packs of 25)	LC-1-25	\$247.00
Proximity Cap Tags - 100 pack (purchased in packs of 100)	CT-4-100	\$889.00

ISONAS SMART CARD CREDENTIALS		
<ul style="list-style-type: none"> 13.56MHz 1 unit is 1 pack. See description below for pack quantities. 		
Description	Specify part number	Price per pack
ISO DESFire EV3 4K (13.56MHz) (purchased in packs of 50)	DES-EV3-TC-4K-50	\$493.00

HID AND ISONAS READER COMPATIBLE			
<ul style="list-style-type: none"> Replacements for HID-PROXKEY-III-100, HID-ISOPROX-2-50, AND HID-PROXCARD-2-100 All Proximity credentials can be purchased using Schlage credential part numbers Minimum order is 50 			
Description	Include in Description	Specify part number	Price
Proximity Card ISO Glossy White	CardTrax Account = CT4i8670	7510	\$7.90
Proximity Card Clamshell		7410	\$4.70
Proximity Thin Fob		7610T	\$8.80
Proximity Keyfob		7610	\$8.20

SERVICES

SLOT PUNCH OPTIONS		
Description	Specify	Price
Vertical slot punch for ISO Cards (not available for magnetic stripe cards)	SPV	\$1.00 per card
Horizontal slot punch for ISO Cards, including those with magnetic stripe	SPH	\$1.00 per card

The slot punching service can only be added to an ISO card order.

ENCODING FEE		
Description	Specify	Price
Magnetic stripe encoding fee	Magnetic Stripe	\$1.20 per card

CUSTOM ARTWORK		
Description	Specify	Price
One-sided printed artwork fee	One-Sided	\$0.26 per card
Two-sided printed artwork fee	Two-Sided	\$0.40 per card

Custom artwork print charges are net price adders.

See page 23 for more information on Minimum Order Quantities.

SCHLAGE CUSTOM ENCRYPTION KEY SERVICE		
Description	Specify	Price
<p>Schlage Custom Encryption Key Service</p> <ul style="list-style-type: none"> Allegion will create a symmetric MIFARE DESFire custom encryption key that is unique to a single end-user customer. This adds an elevated layer of security and cross-manufacturer interoperability to the site when applied to credentials, readers, and intelligent locking hardware. Customers should contact their Allegion Sales Consultant or email CardTrax@Allegion.com to request the latest version of the SCEKS application. Before placing a Purchase Order where the SCEKS is intended to be used, the customer MUST have completed the application process and received a Custom Encryption ID Number (CE-xxx-xxx). See page 25 for details. 	SCEKS	<p>USA: \$2,500.00</p> <p>Canada: Call for quote</p>

CROSS REFERENCE SHEET		
Description	Specify	Price
<p>A Credential Cross Reference Sheet (CRS) file can be provided with a credential order and contains the credential encoding details in a .csv format, commonly used for Active Directory imports to access control software. The Cross Reference Sheet MUST be included as its own line item on a Purchase Order (PO) to be included with the order.</p>	Cross Reference Sheet	No charge

CUSTOM ARTWORK

Cards with custom artwork offer a way to stand out from the crowd and creatively express features of your institution or business. Display your company logo, showcase unique artwork, or convey a uniform message with custom artwork. How does it work? The process varies depending on whether this is a first-time purchase using your artwork or placing a repeat order.

United States

NEW, FIRST-TIME ARTWORK/UPDATING EXISTING ARTWORK:

1. Contact Inside Sales at CustomArtwork@allegion.com to begin your new custom artwork request or change request. Artwork file requirements will be provided.
2. Once you review the requirements, you can provide us with your compliant artwork file.
 - a. Include a reference to CMYK in the art template, an .AI, .EPS, or .TIF file, a print scheme (see page 24), and credential encoding specifications for the first order.
 - b. The Minimum Order Quantity (MOQ) on new custom artwork orders must be 1,000 or more. This applies to all first-time artwork orders and orders with updated artwork (including any changes to image, text, layout, or positioning).
3. A quote and artwork proof will be created and provided digitally for review and approval. Upon approval and signature, a new CA number will be assigned to your artwork file.
4. Each order will require the artwork proof to be re-confirmed in email to eliminate any miscommunication.
5. Upon request from Allegion, submit a completed purchase order to CustomArtwork@allegion.com. The PO must contain your new CA number and credential encoding specifications that were initially provided in the CA application Allegion will cross-check the encoding specs and will begin producing your credentials.

REPEAT ARTWORK ORDERS:

1. If you've purchased Custom Artwork credentials using the exact artwork template within the last 18 months, the MOQ is reduced to 500.
2. Contact Inside Sales at CustomArtwork@allegion.com to begin your repeat custom artwork order process.
3. Upon request from Allegion, submit a completed purchase order to CustomArtwork@allegion.com. The PO must contain your CA number and credential encoding specifications. Allegion will cross-check the encoding specs and will begin producing your credentials.

NOTES:

There is an extended lead time on all orders that begins when the Sales Order Acknowledgement is received (not when the order is submitted). Lead times may increase during periods of peak demand. It is recommended that orders be placed well ahead of the required need-by date.

Custom artwork is available for all ISO glossy white and clamshell cards.

The artwork design must fit within the space allotted.

Physical samples can be provided with an extended lead time.

- Contact Inside Sales at CustomArtwork@allegion.com with any questions throughout the process.

Canada

For Custom Artwork order requests in Canada, contact Canada.CustomerService@allegion.com.




PRINT SCHEME OPTIONS (PS#)

ID numbers are printed on the back of the cards. All the cards shown are picture samples for ID number locations only. Other variables on the card, such as logo and slot punch location are dependent on choices indicated on the Credential Order Form. Please indicate the print scheme option you would like on your purchase order. If a print scheme isn't selected, the default 01 print scheme will be provided.

KEY	
T	Technology
├─ P	Proximity
├─ S	Smart
└─ C	Combo/multi
FFF	Bit format (fixed)
SSSS	Order number (fixed)
BID	Badge ID number
PN	Existing printed PN from supplier


01 (Default)

ISO card with technology, bit format, order number and badge ID, bottom right hand corner




02

ISO card with badge ID, bottom right hand corner




03

ISO card with technology, bit format, Order number and badge ID, upper right hand corner



04

ISO card with badge ID, upper right hand corner




05

ISO card with technology, bit format, order number and badge ID, upper left hand corner




06

ISO card with badge ID, upper left hand corner




07

ISO card with technology, bit format, Order number and badge ID, bottom left hand corner



08

ISO card with badge ID, bottom left hand corner




09

Clamshell card with technology, bit format, order number and badge ID, bottom right hand corner




10

Clamshell card with badge ID, bottom right hand corner




11

Clamshell card with technology, bit format, order number and badge ID, bottom left hand corner



12

Clamshell card with badge ID, bottom left hand corner




13

Clamshell card with existing supplier part number, 881, lower left hand corner



14

ISO card with existing supplier part number, 881, lower right hand corner



15

No numbers printed



16

Custom option for either ISO or Clamshell.

Email ElectronicInsideSales@allegion.com with details to verify request can be accommodated before placing PO.



CARDTRAX™ CREDENTIAL SEQUENCING SERVICE

Thank you for your interest in CardTrax™, a credential order sequencing service designed for individual end users or integrator/OEMs to ensure card numbers are never duplicated.

There are two types of CardTrax accounts available: Standard CardTrax™ and Restricted CardTrax™.

Standard CardTrax accounts are available for end users, PACS/OEM's and integrator customers. The account will track bit format, facility code, and badge ID information. It will not allow duplicates to be sent to that specific customer.

Restricted CardTrax accounts (bit formats 35C and 40X) are reserved for End Users only. This type of account will track bit format facility code and badge ID information.

- 35C: Each facility code in this bit format can only be registered by one End User, and, once registered, it will not be available to any other user.
- 40X: As of June 2025, new 40X accounts require a custom encryption key to be linked to the account going forward, and therefore can only be registered to an End User. Existing 40X accounts using the default Allegion encryption key are unaffected by this change.

Purchases using a CardTrax account are limited to authorized vendors that are designated by the account manager of that account. To begin the application process, or to make changes to your existing CardTrax account, please contact your Allegion Sales Consultant or email CardTrax@Allegion.com requesting the latest version of the CardTrax application form.

Please Note: Legacy paper forms are no longer accepted.

LINKING YOUR CARDTRAX ACCOUNT TO YOUR SCEKS

End users with custom encryption keys (see page 22 for information on the Schlage Custom Encryption Key Service) can link their new or existing Custom Encryption ID number (CAxxxx) to a new or existing CardTrax account. After the link is complete, orders can be placed using just the respective CardTrax Account number (on the PO) and credentials will be both sequenced and encrypted with the end user's site-specific encryption during production.

Once a CardTrax account is linked to a custom encryption key, that CardTrax account will only produce credentials with custom encryption going forward. End user sites should plan accordingly to minimize the impact of an encryption key shift - including updating readers/electrified locks with new encryption and a replacement plan for old credentials. Contact your Allegion Sales Consultant for assistance navigating this change.

Linking your new custom encryption key to a CardTrax account is **highly recommended** to streamline credential purchases and purchaser authorization.

Contents

Card readers Overview.....	26
How to order.....	28
Card readers.....	29
Mobile Enabled Multi-technology readers.....	29
Multi-technology Government Only FIPS readers.....	29
Multi-technology Magnetic stripe readers.....	29
Contactless Smart Card readers.....	29
Proximity readers.....	29
Reader parts and accessories.....	30
Reader replacement parts.....	30
MTB Series C1 Reader covers.....	30
MTB Series C2 Reader covers.....	30
MT Series C1 Reader covers.....	31
MT Series C2 Reader covers.....	31
SM/PR Series Reader covers.....	31
Enrollment readers/Keypads.....	32
Enrollment readers for Schlage Express.....	32
Enrollment readers.....	32
Scramble keypads.....	32
Electronic keypads.....	32
OEM Module.....	32
Schlage Reader command cards.....	33
Keypad settings.....	33
Audio visual settings.....	33
Card serial number (CSN) or unique identifier (UID) settings..	34
Smart Card settings.....	34
PIV settings.....	34
Reader performance settings.....	36

Customer service	Technical support	Inside sales
<ul style="list-style-type: none"> ▪ Order status ▪ Credit returns of non-defective products ▪ General sales questions 	<ul style="list-style-type: none"> ▪ Technical questions/issues ▪ Returns of defective products ▪ Repairs 	<ul style="list-style-type: none"> ▪ General sales questions ▪ Custom Artwork credentials ▪ CardTrax™ accounts
USA Email Requests to: Sales Support Contact information on page 2. CAN Canada.CustomerService @allegion.com	USA Readers_Credentials_Biometrics_ TechProdSupport@allegion.com CAN Canada.TechServices @allegion.com	USA ElectronicInsideSales@allegion.com CAN Canada.CustomerService @allegion.com

CARD READERS OVERVIEW

With our versatile mobile enabled multi-technology, multi-technology, smart and proximity reader options, we have a solution for any physical access control need. Our comprehensive, yet simple reader line-up is suitable for any new mobile, smart or proximity installation.

SCHLAGE MOBILE ENABLED MULTI-TECHNOLOGY READERS (MTB Series)

Schlage mobile enabled multi-technology readers are ideal for any new mobile or smart installation—or as a cost-effective way to migrate from existing proximity to smart or mobile technology.

- Commission via ENGAGE™ mobile app for reader updates and easy configuration.
- 125 kHz proximity, 13.56 MHz smart and 2.4 GHz Bluetooth technology in one reader
- Compatible with Bluetooth and NFC-open smart phones
- Reads ISO 14443 A/B and 15693 credentials
- Compatible technologies include:
 - DESFire® CSN, HID iCLASS® CSN, Inside Contactless PicoTag® CSN, ST Microelectronics® CSN, Texas Instruments Tag-It® CSN, Phillips I-Code® CSN
 - Schlage® Proximity, HID® Proximity, GE/CASI® Proximity, AWID® Proximity, LenelProx®
 - Schlage MIFARE® DESFire® EV1 and EV3, Schlage MIFARE Classic®
 - Schlage mobile credentials using NFC technology
- Wiegand, Clock & Data and RS-485 (OSDP, OSDP Secure) interfaces are standard
- Plug & Play mode for straight out of the box functionality
- Improved voltage range of 5V to 28V for simplified power management
- Tri-state LED (red, green, amber) and audible status alert
- Standard color is black. Cream is available as an option, longer lead times may apply.

SCHLAGE MULTI-TECHNOLOGY READERS (MT Series)

Schlage multi-technology readers are ideal for any new smart, proximity, or magnetic stripe installation—or as a cost-effective way to migrate from existing magnetic stripe or proximity to smart technology.

- 125 kHz proximity and 13.56 MHz contactless smart card technology in one reader
- Magnetic stripe option, reads track 2 default, tracks 1 and 3 configurable
- Reads ISO 14443 A/B and 15693 credentials
- Compatible with:
 - Schlage MIFARE® DESFire® EV1 and EV3, Schlage MIFARE Classic®
 - Schlage mobile credentials using NFC technology
 - Most popular proximity credentials including Schlage, XceedID, HID®, GE/ Casi ProxLite®, AWID®, and LenelProx®
 - CSN of most existing 13.56 MHz credentials
 - Magnetic stripe
- Wiegand interface (RS-485 available)
- FIPS 201-2 compliant
- Tri-state LED (red, green, amber) and audible status alert
- Standard color is black. Gray, brown and cream colors are available, longer lead times may apply.

SCHLAGE SMART READERS (SM SERIES)

The Schlage smart mini-mullion reader is an excellent option for a smart-only installation.

- 13.56 MHz single frequency contactless smart card technology
- Reads ISO 14443 A/B and 15693 credentials
- Compatible with:
 - Schlage MIFARE® DESFire® EV1 and EV3, Schlage MIFARE Classic®
 - Schlage mobile credentials using NFC technology
 - CSN of most existing 13.56 MHz credentials
- Wiegand interface
- Tri-state LED (red, green, amber) and audible status alert
- Standard color is black. Gray, brown and cream colors are available, longer lead times may apply.

SCHLAGE PROXIMITY READERS (PR SERIES)

This mini-mullion reader is a great solution for proximity-only facilities.

- 125 kHz single frequency proximity technology
- Compatible with:
 - Most popular proximity credentials including Schlage, XceedID, HID®, GE/ Casi ProxLite®, AWID®, and LenelProx®
- Tri-state LED (red, green, amber) and audible status alert
- Wiegand interface
- Standard color is black. Gray, brown, and cream colors are available, longer lead times may apply.

HOW TO ORDER

Follow the steps below to build the full part number for the reader you wish to order. Use the sample below to determine how to write your part number on your PO.

MTB READER FAMILY

EXAMPLE: MTB15 - - C - C2 -

1. Reader model number
See page 36
2. Communication protocol
Standard includes Wiegand, Clock & Data, RS-485 (OSDP, OSDP Secure)
3. Reader cover color option
Black (standard): Available in C1 or C2 cover options
Cream: Add "C" (C1 Legacy Cover only)
4. Reader cover style - No Default Option. User must select C1 or C2
C1: Legacy style cover (color options available)
C2: New style cover (Black is only color option)
5. PIV Format
N/A

MT READER FAMILY

EXAMPLE: MT15 - 485 - BL - C2

1. Reader model number
See page 29
2. Communication protocol
Standard includes Wiegand, Clock & Data, RS-485 (OSDP, OSDP Secure)
3. Reader cover color options
Black (standard) - Available in C1 or C2 cover options
Legacy cover color options (C1 Legacy Cover only)
- Black: Add "BL"
- Cream: Add "C"
- Warm-tone brown: Add "BN"
- Cool-tone grey: Add "G"
4. Reader cover style
C1 (Legacy)
C2 (New Style) - Available for MT11, MT15, MTK15
5. PIV Format
Optional; Specify PIV Format (see chart at right for formats)
75-bit is the default format.

SINGLE TECH READERS

EXAMPLE: SM10 - - G -

1. Reader model number
See page 29
2. Communication protocol
Standard includes Wiegand, Clock & Data
3. Color option
Black (standard): Leave blank
Cream: Add "C"
Warm-tone brown: Add "BN"
Cool-tone grey: Add "G"
4. PIV format
N/A

1. CHOOSE YOUR READER MODEL

See next page for available models.

2. RS-485 CAPABILITY

Schlage mobile enabled multi-technology readers (MTB Series) have been designed to interface directly with controllers that utilize RS-485 protocol as a standard feature. Schlage multi-technology readers (MT Series) have been designed with an option to interface directly with controllers that utilize RS-485 protocol. RS-485 is a communication protocol that allows a two way communication between the reader and the panel, for example OSDP protocol.

3. READER COLOR OPTIONS

Schlage readers are available in four color options. Add the appropriate suffix after the reader model number for a cover color other than black. Please note the Schlage mobile enabled multi-technology readers (MTB Series) are only available in black and cream.

- Black (standard): Do not add a color suffix, **leave blank**
- Cream: Add **"C"**
- Warm-tone brown: Add **"BN"**
- Cool-tone grey: Add **"G"**

4. PIV FORMAT

The Schlage multi-technology readers (MT Series) use 75-bit PIV as the default format. Other format requirements are determined by the access control system, agency requirements, and customer specifications. The other available formatting options are listed below. Add "PIV" and the format number after the reader model number, RS-485 option (if applicable), and color suffix (if applicable). PIV Formats are not available on the Schlage mobile enabled multi-technology readers (MTB Series).

FORMAT NUMBER	BIT INFORMATION
1	75-bit PIV
2	58-bit TWIC/CAC
3	200-bit FASC-N
4	64-bit (BCD) TWIC/CAC
5	83-bit TWIC/CAC
6	66-bit (58-bit format + TSM) TWIC/CAC
7	64-bit (58-bit format (no parity) + TSM) TWIC/CAC
8	91-bit (83 bit format + TSM) TWIC/CAC
9	40-bit BCD
10	40-bit reversed BCD
11	64-bit BCD
12	64-bit reversed BCD
13	128-bit BCD
14	128-bit reversed BCD
15	58-bit HSE

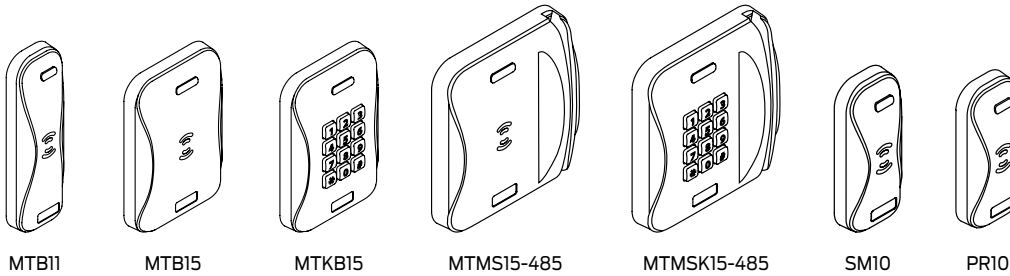
If you need assistance in determining the PIV format for your facility, please contact your Allegion sales representative directly.

5. SPECIAL INSTRUCTIONS

Please specify any other special instructions directly on your PO. Readers can be ordered from the factory with custom configurations. This service may add 4–8 days to shipping time. The same can be achieved by configuring in the field.

CARD READERS

New cover designs are available when ordering MTB11, MTB15, and MTKB15 readers. C1 is the designation for legacy covers and C2 is the designation for the new style reader covers.



MOBILE ENABLED MULTI-TECHNOLOGY READERS Power required: 5-24 VDC	Model number	Price
Mullion mount, 5.91" x 1.72" x 0.81"	MTB11	\$460.00
Wall mount, 5.1" x 3.25" x 0.76"	MTB15	\$460.00
Wall mount with keypad, 5.1" x 3.25" x 0.76"	MTKB15	\$742.00

Wiegand and RS-485 | OSDP capability included in standard product offering.

MULTI-TECHNOLOGY READERS Power required: 5-16 VDC	Model number	Price
Mullion mount, 5.91" x 1.72" x 0.81" (available until inventory is gone. MTB11 will be replacement.)	MT11-485	\$454.00
Wall mount, 5.1" x 3.25" x 0.76" (available until inventory is gone. MTB15 will be replacement.)	MT15-485	\$460.00
Wall mount with keypad, 5.1" x 3.25" x 0.76" (available until inventory is gone. MTKB15 will be replacement.)	MTK15-485	\$728.00

Readers with -485 work in OSDP, RS-485, and Wiegand installations.

MULTI-TECHNOLOGY GOVERNMENT ONLY FIPS READERS Power required: 5-16 VDC	Model number	Price
Gov't Only Mullion mount, 5.91" x 1.72" x 0.81" - C1 reader cover	MT11-485-BL-C1-PIV	\$460.00
Gov't Only Mullion mount, 5.91" x 1.72" x 0.81" - C2 reader cover	MT11-485-BL-C2-PIV	\$460.00
Gov't Only Wall mount, 5.1" x 3.25" x 0.76" - C1 reader cover	MT15-485-BL-C1-PIV	\$460.00
Gov't Only Wall mount, 5.1" x 3.25" x 0.76" - C2 reader cover	MT15-485-BL-C2-PIV	\$460.00
Gov't Only Wall mount with keypad, 5.1" x 3.25" x 0.76" - C1 reader cover	MTK15-485-BL-C1-PIV	\$728.00
Gov't Only Wall mount with keypad, 5.1" x 3.25" x 0.76" - C2 reader cover	MTK15-485-BL-C2-PIV	\$728.00

MULTI-TECHNOLOGY MAGNETIC STRIPE READERS Power required: 5-16 VDC	Model number	Price
Wall mount, 5.17" x 4.43" x 1.15"	MTMS15-485	\$978.00
Wall mount with keypad, 5.17" x 4.43" x 1.15"	MTMSK15-485	\$1,322.00

Readers with -485 work in OSDP, RS-485, and Wiegand installations.

CONTACTLESS SMART CARD READERS Power required: 5-16 VDC	Model number	Price
Mini-mullion mount, 4.26" x 1.72" x 0.81"	SM10	\$238.00

PROXIMITY READERS	Model number	Price
Mini-mullion mount, 4.26" x 1.72" x 0.81"	PR10	\$238.00



PARTS AND ACCESSORIES

READER REPLACEMENT PARTS	Specify	Price
MT Series Pigtail cable, 18 in.	23846462	\$61.00
MTB Series Pigtail cable, 12 in.	47265286	\$61.00
Screw pack	23933104	\$18.00
Magnetic stripe read head	47252693	\$175.00
Mini-mullion backplate	23846355	\$36.00
Single gang backplate	23846439	\$36.00
Mullion backplate	23846397	\$36.00
Magnetic stripe backplate	24152654	\$74.00
Cosmetic backplate cover, Mini-mullion/mullion (6.70" x 2.50")	CP-11	\$47.00
Cosmetic backplate cover, Single gang (5.65" x 3.85")	CP-15	\$47.00
Cosmetic backplate cover, Mid-range (6.45" x 5.50")	CP-21	\$47.00
Adapter cable, MT connector to MTB reader	47569692	\$77.00

MTB SERIES C1 READER COVERS	Specify	Price
<ul style="list-style-type: none"> Standard color for readers is black. Cream color is available, longer lead time may apply. 		
C1 Mullion - Black, Schlage Bluetooth logo	47317558	\$37.00
C1 Mullion - Cream, Schlage Bluetooth logo	47317562	\$37.00
C1 Single Gang - Black, Schlage Bluetooth logo	47317564	\$37.00
C1 Single Gang - Cream, Schlage Bluetooth logo	47317568	\$37.00
C1 Single Gang with Keypad - Black, Schlage Bluetooth logo	47317570	\$37.00
C1 Single Gang with Keypad - Cream, Schlage Bluetooth logo	47317574	\$37.00

MTB SERIES C2 READER COVERS	Specify	Price
<ul style="list-style-type: none"> Standard color for readers is black. Cream color is available, longer lead time may apply. 		
MTB11 C2 Reader cover - Black, Schlage Bluetooth logo	47744033-SCH-B	\$36.00
MTB15 C2 Reader cover - Black, Schlage Bluetooth logo	47744034-SCH-B	\$36.00
MTKB15 C2 Reader cover - Black, Schlage Bluetooth logo	47744035-SCH-B	\$36.00

PARTS AND ACCESSORIES

MT/MTB Cover Images



MT SERIES C1 READER COVERS ▪ Standard color for readers is black. Gray, brown, and cream colors are available, longer lead times may apply.	Specify	Price
C1 Mullion - Black, Schlage logo	47317557	\$37.00
C1 Mullion - Warm-Tone Brown, Schlage logo	47317559	\$37.00
C1 Mullion - Cool-Tone Gray, Schlage logo	47317560	\$37.00
C1 Mullion - Cream, Schlage logo	47317561	\$37.00
C1 Single Gang - Black, Schlage logo	47317563	\$37.00
C1 Single Gang - Warm-Tone Brown, Schlage logo	47317565	\$37.00
C1 Single Gang - Cool-Tone Gray, Schlage logo	47317566	\$37.00
C1 Single Gang - Cream, Schlage logo	47317567	\$37.00
C1 Single Gang with Keypad - Black, Schlage logo	47317569	\$37.00
C1 Single Gang with Keypad - Warm-Tone Brown, Schlage logo	47317571	\$37.00
C1 Single Gang with Keypad - Cool-Tone Gray, Schlage logo	47317572	\$37.00
C1 Single Gang with Keypad - Cream, Schlage logo	47317573	\$37.00
C1 Single Gang Magnetic Stripe - Black, Schlage logo	47317575	\$73.00
C1 Single Gang Magnetic Stripe - Warm-Tone Brown, Schlage logo	47317576	\$73.00
C1 Single Gang Magnetic Stripe - Cool-Tone Gray, Schlage logo	47317577	\$73.00
C1 Single Gang Magnetic Stripe - Cream, Schlage logo	47317578	\$73.00
C1 Single Gang Magnetic Stripe with Keypad - Black, Schlage logo	47317579	\$73.00
C1 Single Gang Magnetic Stripe with Keypad - Warm-Tone Brown, Schlage logo	47317580	\$73.00
C1 Single Gang Magnetic Stripe with Keypad - Cool-Tone Gray, Schlage logo	47317581	\$73.00
C1 Single Gang Magnetic Stripe with Keypad - Cream, Schlage logo	47317582	\$73.00

MT SERIES C2 READER COVERS ▪ Standard color for readers is black. Cream color is available, longer lead time may apply.	Specify	Price
MT11 C2 Reader Cover - Black, Schlage logo	47744033-SCH	\$36.00
MT15 C2 Reader Cover - Black, Schlage logo	47744034-SCH	\$36.00
MTK15 C2 Reader Cover - Black, Schlage logo	47744035-SCH	\$36.00

SM/PR SERIES READER COVERS ▪ Standard color for readers is black. Gray, brown, and cream colors are available, longer lead times may apply.	Specify	Price
Mini-Mullion - Black, Schlage logo	47317553	\$37.00
Mini-Mullion - Warm-Tone Brown, Schlage logo	47317554	\$37.00
Mini-Mullion - Cool-Tone Gray, Schlage logo	47317555	\$37.00
Mini-Mullion - Cream, Schlage logo	47317556	\$37.00

To receive a cover with no label, specify "No Label" or "NL".



ENROLLMENT READERS/KEYPADS

ENROLLMENT READERS FOR SCHLAGE EXPRESS	Specify	Price
Magstripe enrollment reader for Schlage Express	CRM2	\$999.00

ENROLLMENT READERS	Specify	Price
USB Enrollment reader - Multi-technology, Smart and Proximity Credentials	MT20	\$898.00
USB/Wi-Fi Enrollment, Read-write reader - Smart credentials only	MT20W	\$898.00

SCRAMBLE KEYPADS	Specify	Price
Scramble keypad (Gray) - The keypad is designed to prevent onlookers from detecting the code being entered. Each key is lighted by an LED with a different set of numbers every time the keypad is used. Weatherized for outdoor applications with a Wiegand output. Power requirements: 8-14 VDC. Standard color is gray. Also available in black (SERIII-W-BLK).	SERIII-W-GR	\$3,140.00
Scramble keypad surface mount kit (Gray) - Surface Mount Kit and tamper proof screws. Standard color is gray. Also available in black (SMK-2-BLK).	SMK-2-GR	\$408.00
Scramble keypad surface mount kit (ADA Compliant) - Surface Mount Kit and tamper proof screws. ADA compliant.	SSMK-2-ADA	\$786.00
Panel mount kit (Gray) - Standard color is gray. Also available in black (PMK-2-BLK).	PMK-2-GR	\$331.00
Panel mount kit with steel back box (Gray) - Steel back box with tamper proof screws. Standard color is gray. Also available in black (SPMK-2-BLK).	SPMK-2-GR	\$359.00

Mounting kits are sold separately and required for usage with scramble keypads.

ELECTRONIC KEYPADS	Specify	Price
Electronic keypad (Mullion mount) - Stainless faceplate with keypad. Weatherized for outdoor use - 2x6 Matrix (5 or 12 VDC), Wiegand output.	SEKPDWGW	\$826.00
Electronic keypad - Stainless faceplate with keypad. Weatherized for outdoor use - 3x4 Matrix (5 or 12 VDC), Wiegand output.	SEKPDWG	\$1,198.00
Electronic keypad - Stainless faceplate with keypad. Weatherized for outdoor use - 3x4 Matrix (5 or 12 VDC), Wiegand output, 8 bit word.	SEKPD8B	\$1,171.00

OEM MODULE	Specify	Price
OEM200 Module - The OEM200 module can be embedded into third-party products so that solution providers can seamlessly support RFID technology as part of their offering.	OEM200-TTL	\$241.00
OEM200 80mm Antenna Multi-Tech with cable	ANTENNA 80MTC	\$105.00
OEM200 90mm Antenna Multi-Tech with cable	ANTENNA 90MTC	\$105.00



SCHLAGE READER COMMAND CARDS

The following command cards (configuration cards) can be used across the Schlage electronics portfolio of wall mount readers and electronic locks to change factory default settings. Similarly, customer-specific command cards can be ordered to update field devices with site-specific custom encryption keys.

To order Configuration Cards specify this on your purchase order: COMMAND CARD CE-xxx-xxx.

- For example, to order an “LED Flash Red” command card, specify “COMMAND CARD CE-401-001” on your PO.

KEYPAD SETTINGS	Specify	Price
Keypad format, 26A; Fixed Facility Code 55	CE-000-026	\$15.60
Keypad format, 4 Bit burst	CE-000-034	\$15.60
Keypad format, 8 Bit burst	CE-000-038	\$15.60
Keypad format configuration mode	CE-000-044	\$15.60
Keypad backlight off	CE-000-045	\$15.60
Keypad backlight on	CE-000-046	\$15.60

AUDIO VISUAL SETTINGS	Specify	Price
LED Flash Red	CE-401-001	\$15.60
LED Solid Red	CE-401-002	\$15.60
LED Flash Green	CE-401-020	\$15.60
LED Flash Amber	CE-401-021	\$15.60
LED Flash Blue	CE-401-024	\$15.60
LED Solid Blue	CE-401-025	\$15.60
LED Solid Red; Flash Green and No Beep	CE-401-131	\$15.60
LED Solid Red; Flash Green and Beep	CE-401-132	\$15.60
Beeper off success	CE-401-133	\$15.60
Beeper on success	CE-401-134	\$15.60
Beeper and Green LED on Success for 1.5 seconds	CE-401-135	\$15.60
Card anti-passback disabled	CE-401-136	\$15.60
Card anti-passback enabled	CE-401-137	\$15.60
LED, beeper, and keypad beeper always off	CE-401-138	\$15.60
Flash Green and Beep (Success) 300ms	CE-401-139	\$15.60
Disable all sound	CE-401-141	\$15.60
Enable all sound	CE-401-142	\$15.60
LED and Beeper always off - External control only	CE-ALL-OFF	\$15.60
Disable all prox card technologies	CE-401-101	\$15.60
Enable all prox card technologies	CE-401-102	\$15.60
Disable HID prox	CE-401-111	\$15.60
Enable HID prox	CE-401-053	\$15.60
Disable GE/CASI prox	CE-401-082	\$15.60
Enable GE/ CASI prox 4001	CE-401-013	\$15.60
Enable GE/CASI prox 4002	CE-401-028	\$15.60
Enable AWID prox	CE-401-037	\$15.60
Disable AWID prox	CE-401-038	\$15.60
Enable prox report delay 0.8 seconds	CE-401-039	\$15.60
Disable prox report delay	CE-401-040	\$15.60



CARD SERIAL NUMBER (CSN) OR UNIQUE IDENTIFIER (UID) SETTINGS	Specify	Price
CSN Reader 56 Bit; Prox enabled (formerly CE-001-201)	CE-004-201	\$15.60
CSN Reader; 32 (Special iClass All Significant Bits) (formerly CE-001-202)	CE-004-202	\$15.60
CSN Reader; 32 Bit (15693/iClass/inside MSB First) (formerly CE-001-203)	CE-004-203	\$15.60
CSN Reader; 32 Bit (15693/iClass/inside LSB First) (formerly CE-001-204)	CE-004-204	\$15.60
CSN Reader; 34 Bit (32 MIFARE + 2 Parity) (formerly CE-001-205)	CE-004-205	\$15.60
CSN Reader; 40 Bit (32 MIFARE + 8 bit LRC) (formerly CE-001-206)	CE-004-206	\$15.60
CSN Reader; 32 Bit (MIFARE MSB First) (formerly CE-001-207)	CE-004-207	\$15.60
CSN Reader; 32 Bit (MIFARE LSB First) (formerly CE-001-208)	CE-004-208	\$15.60
CSN Reader; 26 Bit (formerly CE-001-209)	CE-004-209	\$15.60
CSN Reader; 64 Bit (GE 6400) (formerly CE-001-210)	CE-004-210	\$15.60
CSN Reader; 55 Bit (GE 5502) (formerly CE-001-211)	CE-004-211	\$15.60
CSN Reader; 40 Bit (GE 4001) (formerly CE-001-212)	CE-004-212	\$15.60
CSN Reader; iClass and ISO15693 (5502), ISO14443A and GE Prox (4002)	CE-004-213	\$15.60
CSN Reader; MFC and EV1 56 bit, All prox off	CE-004-214	\$15.60
CSN Reader 64 bit reversed	CE-004-215	\$15.60
Felica CSN 64 bit reversed	CE-401-226	\$15.60

SMART CARD SETTINGS	Specify	Price
Disable all smart card technologies (formerly CE-401-022)	CE-404-022	\$15.60
Enable all smart card technologies (formerly CE-401-023)	CE-404-023	\$15.60
Disable iClass CSN	CE-401-012	\$15.60
Enable iClass CSN 40 bit	CE-401-084	\$15.60
Enable iClass CSN 32 All Significant bits	CE-401-085	\$15.60
Enable iClass CSN 32 bit LSB first	CE-401-086	\$15.60
Enable iClass SE (AD Only)	CE-401-087	\$15.60
Disable iClass SE (AD Only)	CE-401-088	\$15.60
Enable iClass CSN 64 bit	CE-401-089	\$15.60
Enable CSN; Disable Secure MIFARE Classic, MIFARE DESFire EV1, EV3, and PIV (formerly CE-401-033)	CE-404-033	\$15.60
Enable Secure MIFARE Classic	CE-401-016	\$15.60
Enable Secure MIFARE DESFire EV1 and EV3	CE-401-018	\$15.60
Disable Secure MIFARE DESFire EV1 and EV3	CE-401-019	\$15.60
Disable MIFARE Plus	CE-401-042	\$15.60
Enable MIFARE Plus	CE-401-048	\$15.60
Disable MIFARE Classic	CE-401-049	\$15.60
Enable Felica CSN	CE-401-090	\$15.60
Disable Felica CSN	CE-401-091	\$15.60

PIV SETTINGS	Specify	Price
Disable PIV	CE-401-000	\$15.60
Enable PIV; 75 Bit; Prox Off; MIFARE Off, EV1 Off (formerly CE-401-176)	CE-404-176	\$15.60
Enable PIV; 200 Bit; Prox Off; MIFARE Off, EV1 Off (formerly CE-401-177)	CE-404-177	\$15.60
Enable PIV; 75 Bit	CE-401-075	\$15.60
Enable PIV; 58 Bit TWIC/CAC	CE-401-180	\$15.60
Enable PIV; 200 Bit FASC-N	CE-401-200	\$15.60
Enable PIV; 200 Bit FASC-N, All Else Off	CE-401-201	\$15.60
Enable PIV; 64 Bit (BCD) TWIC/CAC	CE-401-181	\$15.60
Enable PIV; 83 Bit TWIC/CAC	CE-401-182	\$15.60



PIV SETTINGS	Specify	Price
Enable PIV; 66 Bit (58 + TSM) TWIC/CAC	CE-401-183	\$15.60
Enable PIV; 64 Bit (58 No Parity + TSM) TWIC/CAC	CE-401-184	\$15.60
Enable PIV; 91 Bit (83 + TSM) TWIC/CAC	CE-401-185	\$15.60
Enable PIV; 40 Bit BCD	CE-401-186	\$15.60
Enable PIV; 40 Bit Reverse BCD	CE-401-187	\$15.60
Enable PIV; 64 Bit BCD	CE-401-188	\$15.60
Enable PIV; 64 Bit Reverse BCD	CE-401-189	\$15.60
Enable PIV; 128 Bit BCD	CE-401-190	\$15.60
Enable PIV; 128 Reverse BCD	CE-401-191	\$15.60
PIV-I GUID Sentinel enabled	CE-401-192	\$15.60
PIV-I GUID Sentinel disabled	CE-401-193	\$15.60
Enable PIV; 58 Bit HSE	CE-401-194	\$15.60

READER OUTPUT SETTINGS	Specify	Price
Enable Generic Clock & Data output	CE-401-050	\$15.60
Disable Clock & Data output, magstripe track 2	CE-401-051	\$15.60
Enable (9 Bit) Geoffrey MR5 Clock & Data emulation, magstripe track 2	CE-401-052	\$15.60
Enable Generic Clock & Data Output with 8 Leading 0 and 235 min bit length	CE-401-054	\$15.60
Enable Geoffrey MR5 Clock & Data emulation	CE-401-055	\$15.60
Enable PIM400-TD2 MR5 Clock & Data emulation	CE-401-056	\$15.60
Select magstripe track 1	CE-401-057	\$15.60
Select magstripe track 2	CE-401-058	\$15.60
Select magstripe track 3	CE-401-059	\$15.60
Enable POS Reader FAC Code UID data format	CE-401-060	\$15.60
Enable POS Reader octal data format	CE-401-061	\$15.60
Enable CT5000 Clock & Data compatibility	CE-401-062	\$15.60
Set Wiegand Pulse Width = 48us; Separation = 2ms	CE-401-064	\$15.60
Set Wiegand Pulse Width = 40us; Separation = 2ms	CE-401-065	\$15.60
Set Wiegand Pulse Width = 100us; Separation = 1ms	CE-401-066	\$15.60
Enable Clock & Data H10301 26 bit	CE-401-067	\$15.60
Enable Clock & Data H10302 37 bit	CE-401-068	\$15.60
Enable POS reader badge ID only	CE-401-069	\$15.60
Select magstripe track 1 - raw data	CE-401-070	\$15.60
Select magstripe track 2 - raw data	CE-401-071	\$15.60
Select magstripe track 3 - raw data	CE-401-072	\$15.60
Enable Clock & Data conversion	CE-017-701	\$15.60
Enable POS reader hexadecimal data format	CE-401-073	\$15.60
Enable POS reader ID Only with USB keyboard prefix and suffix	CE-401-074	\$15.60
Point of sale output format =6	CE-401-076	\$15.60
Point of sale output format =7	CE-401-077	\$15.60
Point of sale output format =8	CE-401-078	\$15.60
MT20 Only - USB inter keystroke delay 0ms	CE-401-220	\$15.60
Card anti-passback (1.6 Seconds)	CE-401-140	\$15.60
MT20 Only - USB inter keystroke delay 5ms	CE-401-221	\$15.60
MT20 Only - USB inter keystroke delay 10ms	CE-401-222	\$15.60
MT20 Only - USB inter keystroke delay 15ms	CE-401-223	\$15.60
MT20 Only - USB inter keystroke delay 20ms	CE-401-224	\$15.60
MT20 Only - USB inter keystroke delay 20ms and Point of Sale	CE-401-225	\$15.60




READER OUTPUT SETTINGS	Specify	Price
TRA Bit disabled	CE-401-230	\$15.60
TRA Bit enabled	CE-401-231	\$15.60
Mobile NFC bit disabled	CE-401-232	\$15.60
Mobile NFC bit enabled	CE-401-233	\$15.60
MT20 Only - Custom data decode format 26A	CE-401-234	\$15.60
MT20 Only - Custom data decode format 37X	CE-401-235	\$15.60
MT20 Only - Custom data decode format 40X	CE-401-236	\$15.60
MT20 Only - Custom data decode format 48X	CE-401-237	\$15.60
MT20 Only - Disable Felica, POS reader FAC Code UID data format, Custom data decode format 40X	CE-401-238	\$15.60

READER PERFORMANCE SETTINGS	Specify	Price
MT20W Reset to Default	CE-000-040	\$15.60
MTB Reset to Default	CE-000-012	\$15.60
Disable BLE credential	CE-401-431	\$15.60
Enable BLE credential short range	CE-401-432	\$15.60
Enable BLE credential long range	CE-401-433	\$15.60
Disable BLE intent	CE-401-434	\$15.60
Enable BLE intent	CE-401-435	\$15.60
OSDP Baud rate 9600	CE-401-440	\$15.60
OSDP Baud rate 19200	CE-401-441	\$15.60
OSDP Baud rate 38400	CE-401-442	\$15.60
OSDP Baud rate 57600	CE-401-443	\$15.60
OSDP Baud rate 115200	CE-401-444	\$15.60
OSDP Baud rate 230400	CE-401-445	\$15.60
OSDP Baud rate 460800	CE-401-446	\$15.60
OSDP Address 0 (Default address for MT/B Series)	CE-401-447	\$15.60
OSDP Address 1	CE-401-448	\$15.60
OSDP Address 2	CE-401-449	\$15.60
OSDP Address 3	CE-401-450	\$15.60
OSDP Address 4	CE-401-451	\$15.60
OSDP Address 5	CE-401-452	\$15.60
OSDP Address 6	CE-401-453	\$15.60
OSDP Address 7	CE-401-454	\$15.60
OSDP Address 8	CE-401-455	\$15.60

Contents

ISONAS Overview.....	38
ISONAS Pure Access Cloud.....	39
Annual license fee products.....	39
Renewal license fee products.....	39
Multi-year license products	40
Renewal multi-year license products.....	40
Overtur™ Overview.....	41
Overtur™ Key system management.....	42
Initial subscriptions.....	42
Renewal subscriptions.....	42
Zentra™ Connect	43
Products orderable via purchase order.....	43

Based in Security, Colorado, ISONAS™ is now part of the Allegion portfolio of brands.



Installation

All installation should be completed by an ISONAS Allegion Pure Access Partner.

Visit <https://us.allegion.com/en/resources/resource-library/document-library/isonas-documents.html> for more information.

United States Ordering information (does not apply to Canada)

Submitting USA orders

United States orders should be submitted to:
Allegion_Orders@allegion.com

Managing USA orders

For questions regarding United States orders, customers should contact their Allegion sales representative.

For expedited orders, contact your Allegion sales representative.

USA Freight

Default for United States is pre-pay and add.

Shipping and freight questions or issues should be directed to your Allegion sales representative.

Paying for USA orders

For existing United States Allegion accounts, ISONAS will review the account with the Allegion credit team to harmonize credit terms and limits.

For new accounts, credit will be determined by the Allegion finance team. If eligible, customer will receive ISONAS standard Net 45 terms.

All invoicing is handled by Allegion.

ISONAS Customer service	ISONAS Technical support	ISONAS Pure Access Solution Sales
<ul style="list-style-type: none"> Order status Credit returns of non-defective products General sales questions 	<ul style="list-style-type: none"> Technical questions/issues Returns of defective products Repairs 	<ul style="list-style-type: none"> Software Reader-controllers, wireless locks Mobile and physical credentials
<p>USA Email Requests to: Sales Support Contact information on page 2.</p> <p>CAN Canada.CustomerService@allegion.com</p>	<p>USA ISONAS.TechProdSupport@allegion.com 877-671-7011, Option 2</p> <p>CAN Canada.CustomerService@allegion.com 800-900-4734</p>	<p>USA ISONAS.Sales@allegion.com 800-581-0083</p> <p>CAN Canada.CustomerService@allegion.com 800-900-4734</p>

ISONAS PURE ACCESS CLOUD

ANNUAL LICENSE FEE PRODUCTS					
When ordering a Pure Access Cloud License, please provide the end user site name, end user time zone and installer email address on the purchase order.					
Description	Specify				Price
	Part number	End User site name	End User time zone	Installer email address	
1 door license, basic access control	PAC-1	.[Site]	.[Time]	.[Email]	\$100.00
1–5 door license(s), basic access control	PAC-1-5	.[Site]	.[Time]	.[Email]	\$490.00
6–20 door licenses, basic access control	PAC-6-20	.[Site]	.[Time]	.[Email]	\$1,225.00
21–50 door licenses, basic access control	PAC-21-50	.[Site]	.[Time]	.[Email]	\$1,850.00
51–100 door licenses, basic access control, active directory	PAC-51-100	.[Site]	.[Time]	.[Email]	\$2,450.00
101–250 door licenses, basic access control, active directory	PAC-101-250	.[Site]	.[Time]	.[Email]	\$3,100.00
Basic access control for more than 250 doors - requires custom quote	PAC-XXX	.[Site]	.[Time]	.[Email]	Call for quote
Integrator RMR license supporting up to 25 Tenants OR 300 Access Points	PAC-RMR	.[Site]	.[Time]	.[Email]	\$6,850.00
Integrator RMR license supporting up to 50 Tenants OR 600 Access Points	PAC-RMR-50	.[Site]	.[Time]	.[Email]	\$13,700.00
Integrator RMR license supporting up to 75 Tenants OR 900 Access Points	PAC-RMR-75	.[Site]	.[Time]	.[Email]	\$20,550.00
Integrator RMR license supporting up to 100 Tenants OR 1200 Access Points	PAC-RMR-100	.[Site]	.[Time]	.[Email]	\$27,400.00
Integrator RMR license supporting up to 125 Tenants OR 1500 Access Points	PAC-RMR-125	.[Site]	.[Time]	.[Email]	\$34,250.00
Integrator RMR license supporting up to 150 Tenants OR 1800 Access Points	PAC-RMR-150	.[Site]	.[Time]	.[Email]	\$41,100.00
Integrator RMR license supporting up to 175 Tenants OR 2100 Access Points	PAC-RMR-175	.[Site]	.[Time]	.[Email]	\$47,950.00

New Systems should only be with Schlage RC Series products, not Isonas RC04 products.

RENEWAL LICENSE FEE PRODUCTS				
When renewing an existing Pure Access Cloud license, please utilize the appropriate renewal part numbers below. Please also provide current site/tenant name or license key, allowing for a quick renewal process.				
Description	Specify			Price
	Part number	Site/Tenant name	License key	
1 door license, basic access control, renewal license	PAC-1-Renew	.[]	.[]	\$100.00
1–5 door license(s), basic access control, renewal license	PAC-1-5-Renew	.[]	.[]	\$490.00
6–20 door licenses, basic access control, renewal license	PAC-6-20-Renew	.[]	.[]	\$1,225.00
21–50 door licenses, basic access control, renewal license	PAC-21-50-Renew	.[]	.[]	\$1,850.00
51–100 door licenses, basic access control, active directory, renewal license	PAC-51-100-Renew	.[]	.[]	\$2,450.00
101–250 door licenses, basic access control, active directory, renewal license	PAC-101-250-Renew	.[]	.[]	\$3,100.00
Basic access control for more than 250 doors, renewal license - requires custom quote	PAC-XXX-Renew	.[]	.[]	Call for quote
integrator RMR license with customer partitioning, renewal license	PAC-RMR-Renew	.[]	.[]	\$6,850.00
Integrator RMR license supporting up to 50 Tenants OR 600 Access Points, renewal license	PAC-RMR-50-Renew	.[]	.[]	\$13,700.00
Integrator RMR license supporting up to 75 Tenants OR 900 Access Points, renewal license	PAC-RMR-75-Renew	.[]	.[]	\$20,550.00
Integrator RMR license supporting up to 100 Tenants OR 1200 Access Points, renewal license	PAC-RMR-100-Renew	.[]	.[]	\$27,400.00
Integrator RMR license supporting up to 125 Tenants OR 1500 Access Points, renewal license	PAC-RMR-125-Renew	.[]	.[]	\$34,250.00
Integrator RMR license supporting up to 150 Tenants OR 1800 Access Points, renewal license	PAC-RMR-150-Renew	.[]	.[]	\$41,100.00
Integrator RMR license supporting up to 175 Tenants OR 2100 Access Points, renewal license	PAC-RMR-175-Renew	.[]	.[]	\$47,950.00

CREDENTIALS

READERS

SOFTWARE

READER CONTROLLERS

ELECTRONIC LOCKS

ELECTROMAGNETIC LOCKS

POWER SUPPLIES

VON DUPRIN ACCESS CONTROL

SYSTEM ACCESSORIES

MISC

MULTI-YEAR LICENSE PRODUCTS					
Description	Specify				Price
	Part number	End User site name	End User time zone	Installer email address	
1 door license, basic access control, 2 year license	PAC-1-2Y	.[Site]	.[Time]	.[Email]	\$200.00
1 door license, basic access control, 3 year license	PAC-1-3Y	.[Site]	.[Time]	.[Email]	\$300.00
1–5 door license(s), basic access control, 2 year license	PAC-1-5-2Y	.[Site]	.[Time]	.[Email]	\$980.00
1–5 door license(s), basic access control, 3 year license	PAC-1-5-3Y	.[Site]	.[Time]	.[Email]	\$1,470.00
6–20 door licenses, basic access control, 2 year license	PAC-6-20-2Y	.[Site]	.[Time]	.[Email]	\$2,450.00
6–20 door licenses, basic access control, 3 year license	PAC-6-20-3Y	.[Site]	.[Time]	.[Email]	\$3,675.00
21–50 door licenses, basic access control, 2 year license	PAC-21-50-2Y	.[Site]	.[Time]	.[Email]	\$3,700.00
21–50 door licenses, basic access control, 3 year license	PAC-21-50-3Y	.[Site]	.[Time]	.[Email]	\$5,550.00
51–100 door licenses, basic access control, 2 year license	PAC-51-100-2Y	.[Site]	.[Time]	.[Email]	\$4,900.00
51–100 door licenses, basic access control, 3 year license	PAC-51-100-3Y	.[Site]	.[Time]	.[Email]	\$7,350.00
101–250 door licenses, basic access control, 2 year license	PAC-101-250-2Y	.[Site]	.[Time]	.[Email]	\$6,200.00
101–250 door licenses, basic access control, 3 year license	PAC-101-250-3Y	.[Site]	.[Time]	.[Email]	\$9,300.00
2 Year license for more than 250 doors - requires custom quote	PAC-XXX-2Y	.[Site]	.[Time]	.[Email]	Call for quote
3 Year license for more than 250 doors - requires custom quote	PAC-XXX-3Y	.[Site]	.[Time]	.[Email]	Call for quote

RENEWAL MULTI-YEAR LICENSE PRODUCTS				
Description	Specify			Price
	Part number	Site/Tenant name	License key	
1 door license, basic access control, renewal 2 year license	PAC-1-2Y-Renew	.[]	.[]	\$200.00
1 door license, basic access control, renewal 3 year license	PAC-1-3Y-Renew	.[]	.[]	\$300.00
1–5 door license(s), basic access control, renewal 2 year license	PAC-1-5-2Y-Renew	.[]	.[]	\$980.00
1–5 door license(s), basic access control, renewal 3 year license	PAC-1-5-3Y-Renew	.[]	.[]	\$1,470.00
6–20 door licenses, basic access control, renewal 2 year license	PAC-6-20-2Y-Renew	.[]	.[]	\$2,450.00
6–20 door licenses, basic access control, renewal 3 year license	PAC-6-20-3Y-Renew	.[]	.[]	\$3,675.00
21–50 door licenses, basic access control, renewal 2 year license	PAC-21-50-2Y-Renew	.[]	.[]	\$3,700.00
21–50 door licenses, basic access control, renewal 3 year license	PAC-21-50-3Y-Renew	.[]	.[]	\$5,550.00
51–100 door licenses, basic access control, renewal 2 year license	PAC-51-100-2Y-Renew	.[]	.[]	\$4,900.00
51–100 door licenses, basic access control, renewal 3 year license	PAC-51-100-3Y-Renew	.[]	.[]	\$7,350.00
101–250 door licenses, basic access control, renewal 2 year license	PAC-101-250-2Y-Renew	.[]	.[]	\$6,200.00
101–250 door licenses, basic access control, renewal 3 year license	PAC-101-250-3Y-Renew	.[]	.[]	\$9,300.00
Renewal 2 year license for more than 250 doors - requires custom quote	PAC-XXX-2Y-Renew	.[]	.[]	Call for quote
Renewal 3 year license for more than 250 doors - requires custom quote	PAC-XXX-3Y-Renew	.[]	.[]	Call for quote

OVERTUR™ OVERVIEW

Overtur Key System Management is a fully supported, Allegion proprietary software. By leveraging data available in the Overtur digital environment such as interactive floor plans, door schedules, and opening/hardware information, it helps end users and facility managers move from cumbersome methods of designing, assigning, and managing their key system to an easy-to-use, cloud-based system accessible from anywhere.

Complimentary Key System Design features allow users to build and visualize a key system hierarchy and schematic, survey existing conditions, assign and view key symbols, and conduct key meetings while taking notes in the platform. Once your design is complete, the system outputs a printed graphical schematic and a detailed key schedule with configured part numbers. Access to the software includes unlimited users, automated updates, and support.

Unlock the power of Overtur software with the purchase of a subscription

You can do so much more using Allegion's Overtur software to manage your key system.

Level 1: Manage Bitting and Pinning

Instantly view available bittings, request the next available change keys, and receive results within minutes. Access on-demand bitting lists, pinning charts, and easily manage key symbol descriptions alongside associated openings, all in one intuitive visual interface and see it all within your building's floor plan.

Level 2: Key Control

Gain full key control capability including tracking for key issuance and returns with on-demand reporting, serialization and key rings. Includes customized training and set-up assistance.

How to Place an Order	Overtur™ Software Support
<ul style="list-style-type: none"> ▪ The distributor will place an order with Allegion detailing: <ul style="list-style-type: none"> – End User company name – End User main contact email address ▪ Orders should be sent to Allegion Digital Solutions, separately from your lock or key system order, referencing https://us.allegion.com/en/resources/working-with-allegion/doing-business-with-allegion.html ▪ Email U.S. orders to Allegion_Orders@allegion.com ▪ Email Canada orders to Canada.Orders.Service@allegion.com 	<p>Overtur Resource Center https://support.overtur.allegion.com</p> <ul style="list-style-type: none"> ▪ Software support ▪ Knowledge center ▪ Onboarding assistance

OVERTUR™
KEY SYSTEM MANAGEMENT SOFTWARE

Distributors submit PO to Allegion Digital Solutions on behalf of an End User. The subscription will be provided from Allegion directly to the End User. The distributor does not need to conduct any digital transaction with the subscription itself.

- The distributor will place an order with Allegion detailing:
 - End User company name
 - End User main contact email address
 - Optional: End User’s contact name and address
 - Optional: Allegion Key Structure and Restricted Product account numbers
- Orders should be sent to Allegion Digital Solutions, separately from your lock or key system order, referencing <https://us.allegion.com/en/resources/working-with-allegion/doing-business-with-allegion.html>
- Email U.S. orders to Allegion.Orders@allegion.com
- **Email Canada orders to Canada.Orders.Service@allegion.com**
- After invoicing occurs, Allegion’s Overtur Customer Success team will reach out via email to initiate onboarding activities within two business days

INITIAL SUBSCRIPTIONS		
Level 1	Specify	Price
Level 1 initial subscription, 1-year: Key System Design + Manage Bitting/Pinning	OVT-KEY-1YNEW-T1	\$499.00
Level 1 initial subscription, 3-year: Key System Design + Manage Bitting/Pinning	OVT-KEY-3YNEW-T1	\$1,272.00
Level 1 initial subscription, 5-year: Key System Design + Manage Bitting/Pinning	OVT-KEY-5YNEW-T1	\$1,497.00
Level 2	Specify	Price
Level 2 initial subscription, 1-year: Level 1 + Key Control	OVT-KEY-1YNEW-T2	\$2,000.00
Level 2 initial subscription, 3-year: Level 1 + Key Control	OVT-KEY-3YNEW-T2	\$3,400.00
Level 2 initial subscription, 5-year: Level 1 + Key Control	OVT-KEY-5YNEW-T2	\$3,600.00

RENEWAL SUBSCRIPTIONS		
Level 1	Specify	Price
Level 1 renewal subscription, 1-year: Key System Design + Manage Bitting/Pinning	OVT-KEY-1YREN-T1	\$499.00
Level 1 renewal subscription, 3-year: Key System Design + Manage Bitting/Pinning	OVT-KEY-3YREN-T1	\$1,272.00
Level 1 renewal subscription, 5-year: Key System Design + Manage Bitting/Pinning	OVT-KEY-5YREN-T1	\$1,497.00
Level 2	Specify	Price
Level 2 renewal subscription, 1-year: Level 1 + Key Control	OVT-KEY-1YREN-T2	\$1,000.00
Level 2 renewal subscription, 3-year: Level 1 + Key Control	OVT-KEY-3YREN-T2	\$2,550.00
Level 2 renewal subscription, 5-year: Level 1 + Key Control	OVT-KEY-5YREN-T2	\$3,000.00

ZENTRA™ CONNECT

Built on Allegion's legacy of security excellence, Zentra offers a purpose-built multifamily system designed with insights from property managers and maintenance staff.

- Zentra Connect is an easy-to-use access solution for offline Schlage Wireless No-Tour and Wi-Fi® devices.
- Built-in reporting capabilities and optional Bluetooth® mobile credentials are available.
- Seamlessly upgrade from Zentra Connect to Zentra Living as your access needs evolve.

PRODUCTS ORDERABLE VIA PURCHASE ORDER			
Product	Description	Specify part number	Price
Zentra Connect, initial install	Manages up to 750 Schlage Offline No-Tour and Wi-Fi devices. A single, one-time fee, end user system training included.	ZEN-CNNT	\$5,000.00
Zentra Connect, additional license	An additional Zentra Connect license for the next 750 devices on the site.	ZEN-CNNT-EXP	\$3,500.00
Zentra Services	Remote site support for advanced device configurations, including device groupings, device and user imports, schedules, and dashboard setup.	ZEN-CNNT-SVS-ONB	\$3,500.00
Schlage Enrollment reader kit	Enrollment reader for Zentra customers, enrollment reader stand, and 10-foot patch cable.	ZEN-ENR-KIT	\$1,612.00

How to order by purchase order

Please include the following on your Zentra Connect purchase order:

- Property name
- Number of unit devices
- Number of common area/perimeter devices
- ENGAGE site ID if order is an ENGAGE migration
- Property main point of contact name and email
- Service provider main point of contact name and email
- Service provider company name
- Property address

Orders should be sent to Allegion_Orders@allegion.com separately from your lock or key system order.

For more information on Zentra Living, please contact your Allegion Regional Sales Office.

Zentra Software Support

Phone: 1.877.671.7011 - Option 2

Email: support@zentra.co

[Zentra User Manual](#)

[Zentra YouTube Channel](#)

Subscription products are ordered via Allegion License Manager (ALM)

All subscription-based products, such as mobile credentials and online access points, need to be ordered through Allegion License Manager (ALM). For questions about ALM, please contact your local Allegion Regional Sales Office.

To request an ALM account, please fill out this form: <https://Zentra.co/AllegionLicenseManager>

Contents

Reader controllers | Overview 44

Schlage Reader controllers..... 45

- How to order.....45
- Schlage RC Multi-technology reader controllers.....45
- Schlage RC Series pigtail cables.....45
- Schlage RC Series accessories.....45
- Schlage RC Series C1 covers.....45
- Schlage RC Series C2 covers.....45
- Schlage RC Series screw pack.....45

ISONAS Reader controllers..... 46

- Pure IP™ Reader controllers.....46
- Pure IP™ RC-04 pigtail cables.....46
- Pure IP™ Wiegand readers.....46
- IP Bridge.....46
- IP Bridge cable options.....46
- Accessories.....46

CTE ENGAGE™ Single door controller47

CT5000 Offline controller 49

WRI400 Outdoor wireless reader interface..... 50

RC READER FAMILY

Example: RC15 - C2

1. Reader model number
See page 45
2. Reader cover style
(Defaults to C2 new style but user can select the C1 legacy style)

C1 - Legacy style
C2 - New style (Default)

Customer service	Technical support	Inside sales
<ul style="list-style-type: none"> ▪ Order status ▪ Credit returns of non-defective products ▪ General sales questions 	<ul style="list-style-type: none"> ▪ Technical questions/issues ▪ Returns of defective products ▪ Repairs 	<ul style="list-style-type: none"> ▪ General sales questions ▪ Custom Artwork credentials ▪ CardTrax™ accounts
<p>USA Email Requests to: Sales Support Contact information on page 2.</p> <p>CAN Canada.CustomerService@allegion.com</p>	<p>USA Readers_Credentials_Biometrics_TechProdSupport@allegion.com</p> <p>CAN Canada.TechServices@allegion.com</p>	<p>USA ElectronicInsideSales@allegion.com</p> <p>CAN Canada.CustomerService@allegion.com</p>

HOW TO ORDER

Follow the steps below.

- Choose your reader controller model:** Specify the desired Schlage RC Multi-technology reader controller (RC11, RC15, or RCK15).
- Covers:** New cover designs are available when ordering RC11, RC15, and RCK15 readers. C2 is the default designation for the new style reader covers. C1 is the designation for legacy covers and can still be ordered if designed.
- All RC11, RC15, and RCK15 readers now ship with an 18-inch pigtail (part number 47884474) in the box. If you desire to also add a separate line you can still order the 10-foot cable while supplies last or the 25-foot cable at an additional charge.



Standard features

- Real time connectivity; local mode feature allows reader to function without a connection to the network
- Communication is secured using industry standard TLS 1.2 encryption
- Tamper detection via accelerometer senses any type of altering and prevents a security breach with the reader
- Three configurable inputs; Door Position (DPS), Request-to-Exit (REX), and Auxiliary (AUX)
- Reader controllers support 124 kHz proximity, 13.56MHz smart technology, 2.4 GHz Bluetooth and Near Field Communication (NPC)
- Commission via ENGAGE™ mobile app for reader updates and easy configuration

SCHLAGE RC MULTI-TECHNOLOGY READER CONTROLLERS	Specify	Price
<ul style="list-style-type: none"> Power requirements: 10–13 VDC/PoE or PoE+ (IEEE802.3af, Class 0) 		
Mullion mount, dimensions: 5.94" x 1.77" x 1.0"	RC11	\$1,517.00
Wall mount, dimensions: 5.13" x 3.25" x 1.0"	RC15	\$1,517.00
Wall mount with keypad, dimensions: 5.13" x 3.25" x 1.0"	RCK15	\$1,729.00

SCHLAGE RC SERIES PIGTAIL CABLES	Specify	Price
Pigtail cable, 18 in.	47884474	\$51.00
Pigtail cable, 10ft (Available only while supplies last, then will be discontinued)	47274561	\$56.00
Pigtail cable, 25ft	47274562	\$81.00

SCHLAGE RC SERIES ACCESSORIES	Specify	Price
RC04 to SRC adapter cable	47609539	\$27.00
Advanced security module, exterior door kit (was 47317537)	ACC-EDK-3A	\$96.00
Magnetic lock kit, in rush suppressor (was 47317538)	ACC-IRS-4700	\$46.00
Back EMF DIODE assembly (was ACC-BACKEMF-DIODE)	47275384	\$9.00
RC15 Enrollment reader stand	47962621	\$62.00

SCHLAGE RC SERIES C1 COVERS	Specify	Price
C1 Cover, wall mount, Black	47317539	\$37.00
C1 Cover, wall mount with keypad, Black	47317540	\$37.00
C1 Cover, mullion, Black	47317541	\$37.00

SCHLAGE RC SERIES C2 COVERS	Specify	Price
RC11 C2 Reader cover, Black, Schlage logo	47787013-SCH	\$36.00
RC15 C2 Reader cover, Black, Schlage logo	47787014-SCH	\$36.00
RCK15 C2 Reader cover, Black, Schlage logo	47787015-SCH	\$36.00

SCHLAGE RC SERIES SCREW PACK	Specify	Price
Screw pack	47274844	\$16.00

PURE IP™ READER CONTROLLERS	Specify	Price
Wall mount keypad reader-controller, 13.56MHz, 125kHz, BLE, backlit (while inventory is available)	RC-04-MCT-WK	\$1,816.00
Wall mount reader-controller, 13.56MHz, 125kHz, BLE (while inventory is available)	RC-04-MCT-W	\$1,543.00
Mullion reader-controller, 13.56MHz, 125kHz, BLE (while inventory is available)	RC-04-MCT-M	\$1,543.00
Wall mount keypad reader-controller, 125kHz, BLE, backlit (Discontinued)	RC-04-PRX-WK	\$1,816.00
Wall mount reader-controller, 125kHz, BLE (while inventory is available)	RC-04-PRX-W	\$1,543.00
Mullion reader-controller, 125kHz, BLE (while inventory is available)	RC-04-PRX-M	\$1,543.00
Pure IP MCT mullion enrollment reader-controller with stand (while inventory is available)	RC-04-Enroll-MCT	\$1,105.00
Pure IP mullion enrollment reader-controller with stand (while inventory is available)	RC-04-Enroll-PRX	\$678.00

PURE IP™ RC-04 PIGTAIL CABLES	Specify	Price
Pure IP RC-04 Pigtail cable, 25ft	CABLE-RC04-25	\$89.00
Pure IP RC-04 Cable adapter (RC-03 to RC-4 conversion)	CABLE-Adapter	\$77.00
RC04 to SRC adapter cable	47609539	\$27.00

PURE IP™ WIEGAND READERS	Specify	Price
Wall mount keypad reader (13.56MHz, 125kHz, BLE, backlit) (while inventory is available)	R-1-MCT-WK	\$1,117.00
Wall mount reader (13.56MHz, 125kHz, BLE) (while inventory is available)	R-1-MCT-W	\$881.00
Mullion reader (13.56MHz, 125kHz, BLE) (while inventory is available)	R-1-MCT-M	\$881.00

IP BRIDGE	Specify	Price
IPBridge controlling up to 1 IP and 3 Wiegand devices	IPB2.0-3Door	\$2,217.00
IPBridge controlling up to 1 IP and 2 Wiegand devices	IPB2.0-2Door	\$1,572.00

IP BRIDGE CABLE OPTIONS	Specify	Price
DC power cable with "2" connectors for daisy chaining external power, 3 in.	IPB-Cbl-Pwr2-3in	\$19.00
Power cable with "1" connector for connecting external power, 3ft	IPB-Cbl-Pwr1-3ft	\$18.00
Network cable with "2" connectors for daisy chaining IP bridges, 6 in.	IPB-Cbl-Net2-6in	\$12.00

ACCESSORIES	Specify	Price
Advanced security module, exterior door kit (was 47317537)	ACC-EDK-3A	\$96.00
Magnetic lock kit, in rush suppressor (was 47317538)	ACC-IRS-4700	\$46.00
Back EMF DIODE assembly (was ACC-BACKEMF-DIODE)	47275384	\$9.00

CTE ENGAGE™ SINGLE DOOR CONTROLLER

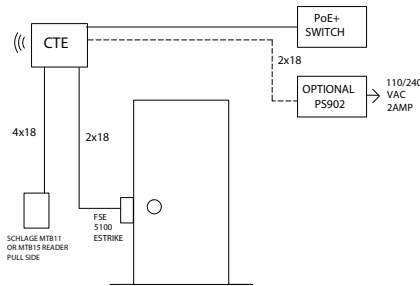
The CTE is an ENGAGE™ enabled single opening controller that allows perimeter and common area openings to be managed in a single system along with Schlage Control® smart deadbolts, NDEB cylindrical, and LEB mortise wireless locks. It is ideal for multifamily, commercial mixed use, and retail store front applications.

The CTE is designed to work with a Schlage® Mobile enabled multi-technology reader and interface with an electrified lock, electromagnetic lock, electric strike, automatic operator or exit device to control an opening.

The CTE ENGAGE™ Single door controller with mobile enabled multi-technology reader kit can be used in a variety of applications; below are a few examples.

Please note: all components are sold separately.

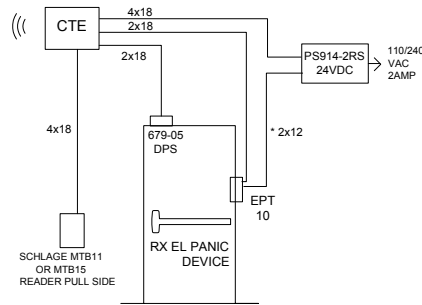
ENGAGE™ cloud via mobile device or Wi-Fi, or Software Alliance Member (SAM) via Wi-Fi or GWE with IP to host



Operation: Presenting a valid credential to Schlage MTB XX reader will cause fail secure 5100 electric strike to release for authorized entrance. Free egress always.

Products: We offer a variety of electric strikes from Locknetics™ and Von Duprin®, as well as Schlage Power Supplies to meet the specific needs of the opening.

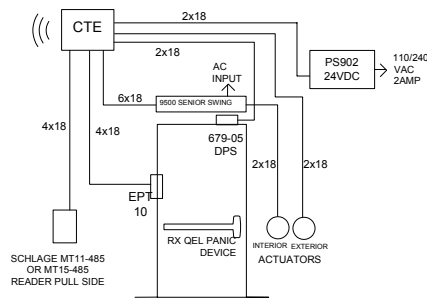
ENGAGE™ cloud via mobile device or Wi-Fi, or Software Alliance Member (SAM) via Wi-Fi or GWE with IP to host



Operation: Presenting a valid credential to Schlage MTB XX will cause EL panic device to retract for authorized entrance. Free non-alarmed egress at all times.

Products: We offer a variety of Falcon® and Von Duprin exit devices, and Von Duprin power supplies to meet the specific needs of the opening.

ENGAGE™ cloud via mobile device or Wi-Fi, or Software Alliance Member (SAM) via Wi-Fi or GWE with IP to host



Operation: Presenting a valid credential to Schlage MTB XX will cause QEL panic device to retract for authorized entrance and enable exterior actuator. Free non-alarmed egress at all times. Interior actuator always active to retract QEL panic and open door.

Products: We offer a variety of hardware and accessories from Von Duprin, LCN®, Schlage and Locknetics to meet the specific needs of the opening.

Certifications: UL 294 Indoor, FCC Part 15, NEMA Enclosure Indoor (Type 1, 4, and 4X), ULC S319 Indoor, RoHS



CTE SINGLE DOOR CONTROLLER

How to Order

REQUIRED FIELDS	COLOR	COVER STYLE
CTE - MTB15	B	C2

1. CTE

2. Reader type

- MTB11 Mobile enabled multi-technology mullion mount
- MTB15 Mobile enabled multi-technology single gang wall mount

3. Reader cover color option

- B Black (Standard for C1 and C2) Note: C2 is available in Black only for MTB11 & MTB15.
- C Cream (Available for C1 cover only)

4. Reader cover style

- C1 Legacy style cover (Black or Cream color options)
- C2 New style cover (Black is only color option)

CTE SERIES SINGLE DOOR CONTROLLER	Specify			Price
	Model number	Color (optional)	Cover style	
CTE with Mobile enabled multi-technology mullion reader kit	CTE-MTB11	[B=Black]	[C1 or C2]	\$1,753.00
CTE with Mobile enabled multi-technology mullion reader kit	CTE-MTB11	[C=Cream]	[C1]	\$1,753.00
CTE with Mobile enabled multi-technology single reader kit	CTE-MTB15	[B=Black]	[C1 or C2]	\$1,753.00
CTE with Mobile enabled multi-technology single reader kit	CTE-MTB15	[C=Cream]	[C1]	\$1,753.00

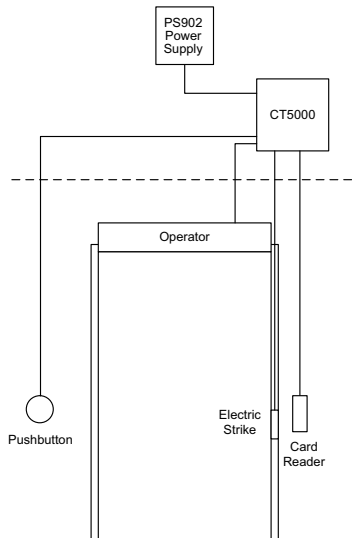
CT5000 OFFLINE CONTROLLER

The CT5000 is an indoor, offline single opening controller. It is flexible and works with various card reader technologies. With the correct power supply, the CT5000 controller works with various types of locking hardware, including electric strikes, electro-magnetic locks, or EL exit devices.

If networked functionality is required in the future, the CT5000 can be upgraded to a WRI-400 by upgrading the firmware and adding one incremental piece of hardware. This provides greater adaptability in the field.

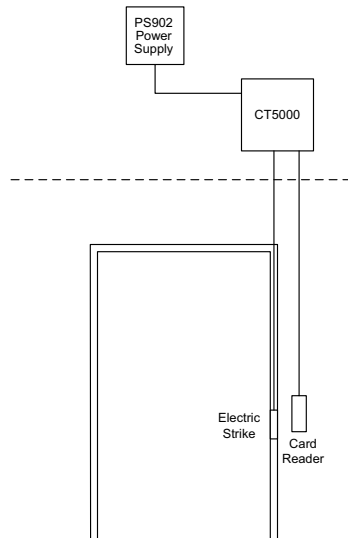
Perimeter Door Application

The CT5000 can be used for perimeter door applications with an automatic operator, electric strike and card reader



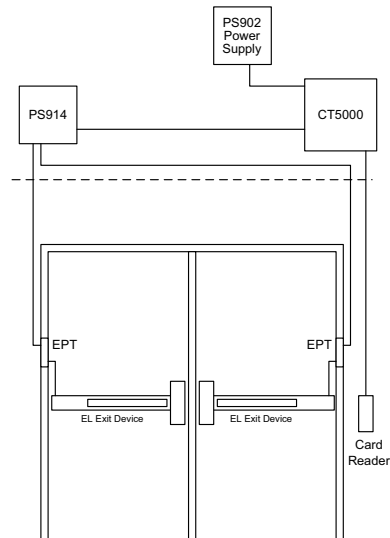
Narrow Stile Application

For narrow stile applications the CT5000 can be used with an electric strike and card reader



Panic Device Application

The CT5000 and a card reader along with the Von Duprin 914 Power Supply can control two EL exit devices for double door applications



All hardware shown above including exit devices, electric strikes, auto operators, power supplies, push buttons, etc. are sold separately.

Certifications

- UL 294
- Canada UL
- FCC Part 15
- Canada RSS – 210
- RoHS



CT5000 OFFLINE CONTROLLER

Features

- Supports up to 5000 users and audits
- Comes standard with 15 foot USB remote cable connector
- Programmed using Schlage Handheld Device (HHD) via USB connection or with SUS A-KIT and Schlage Utility Software Android™ app
- Power is hardwired
- Three form C relay outputs (for strike, auxiliary, and alarm)
- Supports Request-to-Exit (remote release) and Door Position Switch input.
- Card functions supported: normal, toggle, freeze, pass through, construction, lock down, and all card plus PIN applications
- Multiple reader technologies and positions on both sides of the gate/ door
- Internal LED visual indicators (Including low battery and state of the relay)
- Compatible with Schlage Express

Credential compatibility

- Magnetic stripe: field configurable track 1, 2, or 3
- Compatible with Schlage, Xceed ID™, AWID®, HID®, GE/CASI ProxLite®
- 125 kHz Proximity cards: 26a, 34x, 35x, 37x bit formats (reader dependant)
- 13.56 MHz Smart card: 26a,34x, 35x, 37x, 40x, 48x bit format (reader dependant)
- Can read card serial number of MIFARE DESfire (reader dependant)

The following readers are UL294 listed for use with the CT5000:

- Essex Electronics model KTP-162
- Mercury Security models MR-5 and MR-20
- Schlage (previously XceedID) models PR10, SM10, MT11, MT15, MTK15

CT5000 OFFLINE CONTROLLER		
Product ID	Product description	Price
CT5000	Offline controller (15-foot USB cable standard)	See page 246
PS902	2 Amp power supply (Required)	See page 276
SUS A-KIT	Schlage Utility software programming cable (Required)	See page 197
23745565	125 ft. USB cable for CT5000 (Optional)	See page 246
23703481	23703481 N N SL USB Wall plate with panel mount cable	\$102.00
23787088	23787088 N N SL CT5000, 5 M USB extension cable - a female to a male	\$64.00

WRI400 OUTDOOR WIRELESS READER INTERFACE			
Product ID	Product description	Product specification	Price
WRI400	Outdoor wireless reader interface	Compatible with Wiegand or Clock & Data. Includes weatherproof enclosure, inputs for two parallel readers. Requires 12 or 24 VDC power supply.	\$1,457.00

Contents

XE360™ Series | Overview 51

XE360™ Series | Wireless tubular lock 52

Exploded view 52

Standard features 53

Mechanical specifications 53

Reader specifications 53

Configure a product 54

XE360™ Series | Wireless mortise lock 56

Exploded view 56

Standard features 57

Mechanical specifications 57

Reader specifications 57

Configure a product 58

XE360™ Series | Wireless exit wide stile lock 60

Exploded view 60

Standard features 61

Mechanical specifications 61

Reader specifications 61

Configure a product 62

Finish codes and descriptions

BHMA code	Description
619	Satin Nickel
622	Matte Black
626	Satin Chrome

* Non-Standard finishes are not available. Available in split finish and/or split lever options for no additional charge.

Customer service	Technical support
<ul style="list-style-type: none"> ▪ Order status ▪ Credit returns of non-defective products ▪ General sales questions <p>USA Allegion_Orders@allegion.com CAN Canada.CustomerService@allegion.com</p>	<ul style="list-style-type: none"> ▪ Technical questions/issues ▪ Returns of defective products ▪ Repairs <p>USA Electronic_Lock_TechProdSupport@allegion.com CAN Canada.TechServices@allegion.com</p>

XE360™ SERIES

Wireless tubular lock

Interchangeable FleX Module™

- Powers lock connectivity
- Enables remote firmware updates to keep devices up to date with security standards and features
- Allows for simple and cost effective technology adoption—just swap the chip and go, no need to replace a lock

Credentials supported

- NFC mobile credentials in Apple Wallet® and Google Wallet™
- Bluetooth low energy credential from Schlage and integrated partners
- 13.56 MHz Smart MIFARE®

Connectivity options

- Persistent (real-time) connected via Wi-Fi®
- Offline via Bluetooth® at the door (No-Tour available)



Battery life up to two years

- With 4AA batteries in offline mode; one year when Wi-Fi mode is enabled

Door Position Sensor (DPS)

- Detects the status of the door

Concealed key override



Push Button Indicator

Multiple interior functions

- Enlarged LED for enhanced visibility
- Expands functionality to include storeroom, office, privacy and apartment modes

XE360™ SERIES
WIRELESS TUBULAR LOCK

XE360 Tubular Exterior
with Latitude lever

XE360 Tubular Interior
with Latitude lever

FINISH CODES & DESCRIPTIONS

619	622	626
Satin Nickel (US15)	Matte Black (US19)	Satin Chrome (US26D)

The XE360™ Series is the next generation of wireless electronic lock from Schlage. Its sleek design offers customers a solution that looks as good as it performs—at an affordable price point. XE360 devices feature an interchangeable Flex Module™ that provides options for access control connectivity mode. Choose from two modes: persistent (real-time) online via Wi-Fi® or offline via Bluetooth®.

Wi-Fi mode provides continuous, real-time access control updates, beneficial for openings that require constant monitoring. Wi-Fi mode also includes RealSync™, which has the groundbreaking ability to:

- Request and receive a lock's status in seconds
 - Send a command to a lock and receive verification in seconds
- All while requiring no additional hardware or wiring, saving time and money.

Offline mode is suitable when access control updates can be periodic and infrequent, as they must be made directly at the lock via a BLE mobile app. If enabled, No-Tour functionality can also be used to make updates, removing the need to visit, or tour, each lock.

The XE360 Series is available as tubular, mortise, mortise deadbolt, or exit trim. Its open architecture design allows it to be managed by Allegion software or be integrated into popular physical access control and Proptech systems through Allegion's PACS Alliance program.

Standard features

- Next level design inside and out
 - Credential support includes Schlage MIFARE®, Bluetooth® and NFC mobile¹
 - Advanced encryption keeps data and communications safe
 - Wireless configuration using connected smartphones or tablets
 - No-Tour or offline system capacity
 - Open architecture - interoperable and simple for software alliances to integrate
 - Works seamlessly with other Schlage wireless locks, including Schlage Control®²
 - Uniquely concealed key override standard on all locks
1. Use of mobile credential is dependent on availability of compatible mobile credential.
 2. Check with your Proptech or PACS provider for specific support.

Mechanical specifications

Chassis	Tubular	Door range	1-3/4" (44mm)
Handing	On-site handing with included hex key	Construction	All-metal chassis and escutcheon; exterior polycarbonate elements
Latch bolt	1" x 2-1/4" (25mm x 57mm); square and round corner faceplate; 1" (25mm) edge bore required	Levers	Zinc
Strike	Standard: 1-1/8" (29mm) lip, ANSI, 1-1/8" x 2-3/4" (29mm x 70mm), no box; Optional: Additional strike lip lengths and ANSI strike box available	Cylinder & keys	Schlage Classic C keyway, Conventional 6-pin cylinder with two keys (default Keyway option)
Stile width	Minimum 4-1/4" (108mm)	Certifications	ANSI/BHMA A156.02-2022 Grade 2 ANSI/BHMA A156.25-2023 Locked outdoor type ANSI/BHMA A156.5-2020
Backset	Standard: 2-3/4" (70mm), field adjustable to 2-3/8" (60mm)		

Reader specifications

Credential technologies	Smart (13.56 MHz), Bluetooth Low Energy (LE) (2.4 GHz), and Near Field Communication (NFC)	Smart credential support	Secure application area: Schlage MIFARE Classic®, Schlage MIFARE® DESFire® EV1/EV3 CSN only: HID iCLASS®, HID iCLASS SE®, MIFARE Classic/DESFire
Read range	Smart: up to 0.5' Bluetooth® Low Energy: up to 15' NFC: mobile device dependent	Mobile credential support	Schlage Mobile Bluetooth Credential, Integrated PACS mobile credential with Bluetooth, Apple Wallet® NFC student ID and employee badge; Google Wallet™ NFC student ID and employee badge
Standards	ISO standard 15693 and ISO 14443		



XE360™ SERIES

WIRELESS TUBULAR LOCK

Configure a product

SELECT LOCK MODEL		
Description	Specify	Price (ea.)
Tubular	XE360-T	\$996.00

SELECT LOCK CLASS		
Description	Specify	Price adjustment
Wi-Fi - RealSync™ capability + Toured and No-Tour compatible	WF	\$309.00
Offline - Toured and No-Tour compatible	OF	No charge

SELECT FUNCTION		
Description	Specify	Price adjustment
Indicator (LED indicator on interior assembly)	I	No charge
Button (Interior Push Button with LED indicator)	B	No charge

SELECT READER		
Description	Specify	Price adjustment
Smart/NFC Mobile (13.56 MHz) and Bluetooth® (2.4 GHz) Mobile Credential Support	SM	No charge

SELECT LEVER STYLE		
Description	Specify	Price adjustment
Boardwalk	BRK	No charge
Broadway	BRW	No charge
Jupiter	JUP	No charge
Latitude	LAT	No charge
Neptune	NEP	No charge
Longitude Extended Length	LON-E	No charge
Saturn	SAT	No charge

SELECT FINISH		
Description	Specify	Price adjustment
Satin Nickel	619	No charge
Matte Black	622	No charge
Satin Chrome	626	No charge

SELECT KEY CYLINDER		
Description	Specify	Price adjustment
Schlage Conventional, 6-pin	P6	No charge
Schlage Conventional, 6-pin, keyed 5	P	No charge

SELECT BITTING		
Description	Specify	Price adjustment
Keyed differently (Standard)	KD	No charge
Keyed alike - Please request combination on purchase order, or leave blank for random combination	KA	No charge



XE360™ SERIES

WIRELESS TUBULAR LOCK

SELECT KEYWAY		
Description	Specify	Price adjustment
Schlage Classic Obverse, Non-masterkeyed (Open)	C	No charge
Schlage Everest 29 S, Non-masterkeyed (Open)	S123	No charge
Schlage Everest 29 S, 6-pin, Non-masterkeyed (Open)	S145	No charge
Schlage Everest 29 T, 6-pin, Non-masterkeyed (Restricted)	T125	No charge
Schlage Everest 29 T, 6-pin, Non-masterkeyed (Restricted)	T145	No charge

SELECT STRIKE		
Description	Specify	Price adjustment
Strike, 1-1/8" lip (Standard)	A500-074	No charge
Strike, 1-1/2" lip	A500-077	No charge
Strike, 1-3/4" lip	A500-079	No charge
Strike, 2" lip	A500-081	No charge
ANSI Strike, no box, 1-1/4" x 4-7/8" with 1-3/16" lip	10-025	No charge

SELECT DOOR THICKNESS		
Description	Specify	Price adjustment
1-3/4" thick door	134	No charge
1-7/8" thick door	178	No charge
2" thick door	200	No charge
2-1/8" thick door	218	No charge
2-1/4" thick door	214	No charge

SELECT DOOR POSITION SENSOR		
Description	Specify	Price adjustment
Less door position switch (Standard on OF models)	LLLDPS	No charge
Door position switch (Optional on all OF Class, Standard on all WF Class)	47467230	\$51.00

OPTIONAL SOLD SEPARATES		
Description	Specify	Price (ea.)
Mount, XE360 Series Tubular	47709952	See page 296
Condensation sealant kit (includes PCBA cover, backplate plugs, and gaskets for environmental robustness)	47870663	\$62.00
Door position switch	47467230	\$51.00
Wi-Fi FleX Module kit (includes DPS, retention key and holder)	FLEX-TME-WF-DPS	\$339.00
Wi-Fi FleX Module kit (includes retention key and holder - does not include DPS)	FLEX-TME-WF-LLDPS	\$288.00

SCREW PACKS		
Description	Specify	Price (ea.)
Screw pack kit, XE360-T/M	48260193	\$12.00

XE360™ SERIES
 SCHLAGE CONTROL®
 LE LOCK
 NDE LOCK
 AD SERIES NETWORKED
 AD SERIES STANDALONE
 AD SERIES PARTS
 CO SERIES STANDALONE
 CO SERIES PARTS

XE360™ SERIES

Wireless mortise lock

Credentials supported

- NFC mobile credentials in Apple Wallet® and Google Wallet™
- Bluetooth low energy credential from Schlage and integrated partners
- 13.56 MHz Smart MIFARE®

Interchangeable FleX Module™

- Powers lock connectivity
- Enables remote firmware updates to keep devices up to date with security standards and features
- Allows for simple and cost effective technology adoption—just swap the chip and go, no need to replace a lock

Connectivity options


- Persistent (real-time) connected via Wi-Fi®
- Offline via Bluetooth® at the door (No-Tour available)

Battery life up to two years

- With 4AA batteries in offline mode; one year when Wi-Fi mode is enabled



Concealed key override



Door Position Sensor (DPS)

- Detects the status of the door



Deadbolt Push Button Indicator

Multiple interior functions

- Enlarged LED for enhanced visibility
- Expands functionality to include storeroom, office, privacy and apartment modes

XE360™ SERIES WIRELESS MORTISE LOCK



XE360 Mortise Exterior
with Broadway lever



XE360 Mortise Interior
with Broadway lever



FINISH CODES & DESCRIPTIONS

619	622	626
Satin Nickel (US15)	Matte Black (US19)	Satin Chrome (US26D)

The XE360™ Series is the next generation of wireless electronic lock from Schlage. Its sleek design offers customers a solution that looks as good as it performs—at an affordable price point. XE360 devices feature an interchangeable FlexX Module™ that provides options for access control connectivity mode. Choose from two modes: persistent (real-time) online via Wi-Fi® or offline via Bluetooth®.

Wi-Fi mode provides continuous, real-time access control updates, beneficial for openings that require constant monitoring. Wi-Fi mode also includes RealSync™, which has the groundbreaking ability to:

- Request and receive a lock's status in seconds
 - Send a command to a lock and receive verification in seconds
- All while requiring no additional hardware or wiring, saving time and money.

Offline mode is suitable when access control updates can be periodic and infrequent, as they must be made directly at the lock via a BLE mobile app. If enabled, No-Tour functionality can also be used to make updates, removing the need to visit, or tour, each lock.

The XE360 Series is available as tubular, mortise, mortise deadbolt, or exit trim. Its open architecture design allows it to be managed by Allegion software or be integrated into popular physical access control and Proptech systems through Allegion's PACS Alliance program.

Standard features

- Next level design inside and out
 - Credential support includes Schlage MIFARE®, Bluetooth® and NFC mobile¹
 - Advanced encryption keeps data and communications safe
 - Wireless configuration using connected smartphones or tablets
 - No-Tour or offline system capacity
 - Open architecture - interoperable and simple for software alliances to integrate
 - Works seamlessly with other Schlage wireless locks, including Schlage Control®²
 - Uniquely concealed key override standard on all locks
1. Use of mobile credential is dependent on availability of compatible mobile credential.
 2. Check with your Proptech or PACS provider for specific support.

Mechanical specifications			
Chassis	Mortise	Door range	1-3/4" (44mm)
Handing	On-site handing with included hex key	Construction	All-metal chassis and escutcheon; exterior polycarbonate elements
Latch bolt	Standard: 3/4" (19mm) throw stainless steel latch bolt with anti-friction tongue	Levers	Zinc
Strike	Standard: 1-3/16" (30mm) curved lip, ANSI, 1-1/4" x 4-7/8" (32mm x 124mm); no box Optional: Additional strike lip lengths and ANSI strike box available	Cylinder & keys	Schlage Classic C keyway, Conventional 6-pin cylinder with two keys (default Keyway option)
Stile width	Minimum 4-1/2" (114mm)	Certifications	ANSI/BHMA A156.13-2022 ANSI/BHMA A156.25-2023 Locked outdoor type ANSI/BHMA A156.5-2020
Backset	2-3/4" (70mm)		

Reader specifications			
Credential technologies	Smart (13.56 MHz), Bluetooth Low Energy (LE) (2.4 GHz), and Near Field Communication (NFC)	Smart credential support	Secure application area: Schlage MIFARE Classic®, Schlage MIFARE® DESFire® EV1/EV3 CSN only: HID iCLASS®, HID iCLASS SE®, MIFARE Classic/DESFire
Read range	Smart: up to 0.5" Bluetooth® Low Energy: up to 15' NFC: mobile device dependent	Mobile credential support	Schlage Mobile Bluetooth Credential, Integrated PACS mobile credential with Bluetooth, Apple Wallet® NFC student ID and employee badge; Google Wallet™ NFC student ID and employee badge
Standards	ISO standard 15693 and ISO 14443		



XE360™ SERIES

WIRELESS MORTISE LOCK

Configure a product

SELECT LOCK MODEL		
Description	Specify	Price (ea).
Mortise	XE360-M	\$1,242.00

SELECT LOCK CLASS		
Description	Specify	Price adjustment
Wi-Fi - RealSync™ capability + Toured and No-Tour compatible	WF	\$309.00
Offline - Toured and No-Tour compatible	OF	No charge

SELECT FUNCTION		
Description	Specify	Price adjustment
Indicator (LED indicator on interior assembly)	I	No charge
Button (Interior Push Button with LED indicator)	B	No charge
Deadbolt (Interior Thumbturn with LED indicator) - Mortise chassis with deadbolt included	D	\$114.00

SELECT READER		
Description	Specify	Price adjustment
Smart/NFC Mobile (13.56 MHz) and Bluetooth® (2.4 GHz) Mobile Credential Support	SM	No charge

SELECT LEVER STYLE		
Description	Specify	Price adjustment
Boardwalk	BRK	No charge
Broadway	BRW	No charge
Jupiter	JUP	No charge
Latitude	LAT	No charge
Neptune	NEP	No charge
Longitude Extended Length	LON-E	No charge
Saturn	SAT	No charge

SELECT FINISH		
Description	Specify	Price adjustment
Satin Nickel	619	No charge
Matte Black	622	No charge
Satin Chrome	626	No charge

SELECT KEY CYLINDER		
Description	Specify	Price adjustment
Schlage Conventional, 6-pin	P6	No charge
Schlage Conventional, 6-pin, keyed 5	P	No charge



XE360™ SERIES

WIRELESS MORTISE LOCK

SELECT BITTING		
Description	Specify	Price adjustment
Keyed differently (Standard)	KD	No charge
Keyed alike - Please request combination on purchase order, or leave blank for random combination	KA	No charge

SELECT KEYWAY		
Description	Specify	Price adjustment
Schlage Classic Obverse, Non-masterkeyed (Open)	C	No charge
Schlage Everest 29 S, Non-masterkeyed (Open)	S123	No charge
Schlage Everest 29 S, 6-pin, Non-masterkeyed (Open)	S145	No charge
Schlage Everest 29 T, 6-pin, Non-masterkeyed (Restricted)	T125	No charge
Schlage Everest 29 T, 6-pin, Non-masterkeyed (Restricted)	T145	No charge

SELECT ARMOR FRONT		
Description	Specify	Price adjustment
Button and indicator, 1-1/4" x 8" x 7/32"	09-663	No charge
Deadbolt, 1-1/4" x 8" x 7/32"	09-666	No charge

SELECT STRIKE		
Description	Specify	Price adjustment
Mortise strike, 1-3/16" lip with screws (Standard)	10-072	No charge

SELECT DOOR THICKNESS		
Description	Specify	Price adjustment
1-3/4" Thick door	134	No charge

SELECT DOOR POSITION SENSOR		
Description	Specify	Price adjustment
Less door position switch (Standard on OF models)	LLLDP5	No charge
Door position switch (Optional on all OF Class, Standard on all WF Class)	47467230	\$51.00

OPTIONAL SOLD SEPARATES		
Description	Specify	Price (ea.)
Mount, XE360 Series Mortise	47709953	See page 296
Condensation sealant kit (includes PCBA cover and backplate cabling plugs for environmental robustness)	47870663	\$62.00
Door position switch	47467230	\$51.00

SCREW PACKS		
Description	Specify	Price (ea.)
Screw pack kit, XE360-T/M	48260193	\$12.00

XE360™ SERIES

Wireless mortise lock

Interchangeable FleX Module™

- Powers lock connectivity
- Enables remote firmware updates to keep devices up to date with security standards and features
- Allows for simple and cost effective technology adoption—just swap the chip and go, no need to replace a lock

Battery life up to two years

- With 4AA batteries in offline mode; one year when Wi-Fi mode is enabled

Credentials supported

- NFC mobile credentials in Apple Wallet® and Google Wallet™
- Bluetooth low energy credential from Schlage and integrated partners
- 13.56 MHz Smart MIFARE®

Connectivity options

- Persistent (real-time) connected via Wi-Fi®
- Offline via Bluetooth® at the door (No-Tour available)

Exit device compatibility

- With Falcon 25, Von Duprin 98/99, Von Duprin 22 and Von Duprin 78

Concealed key override

Door Position Sensor (DPS)

- Detects the status of the door

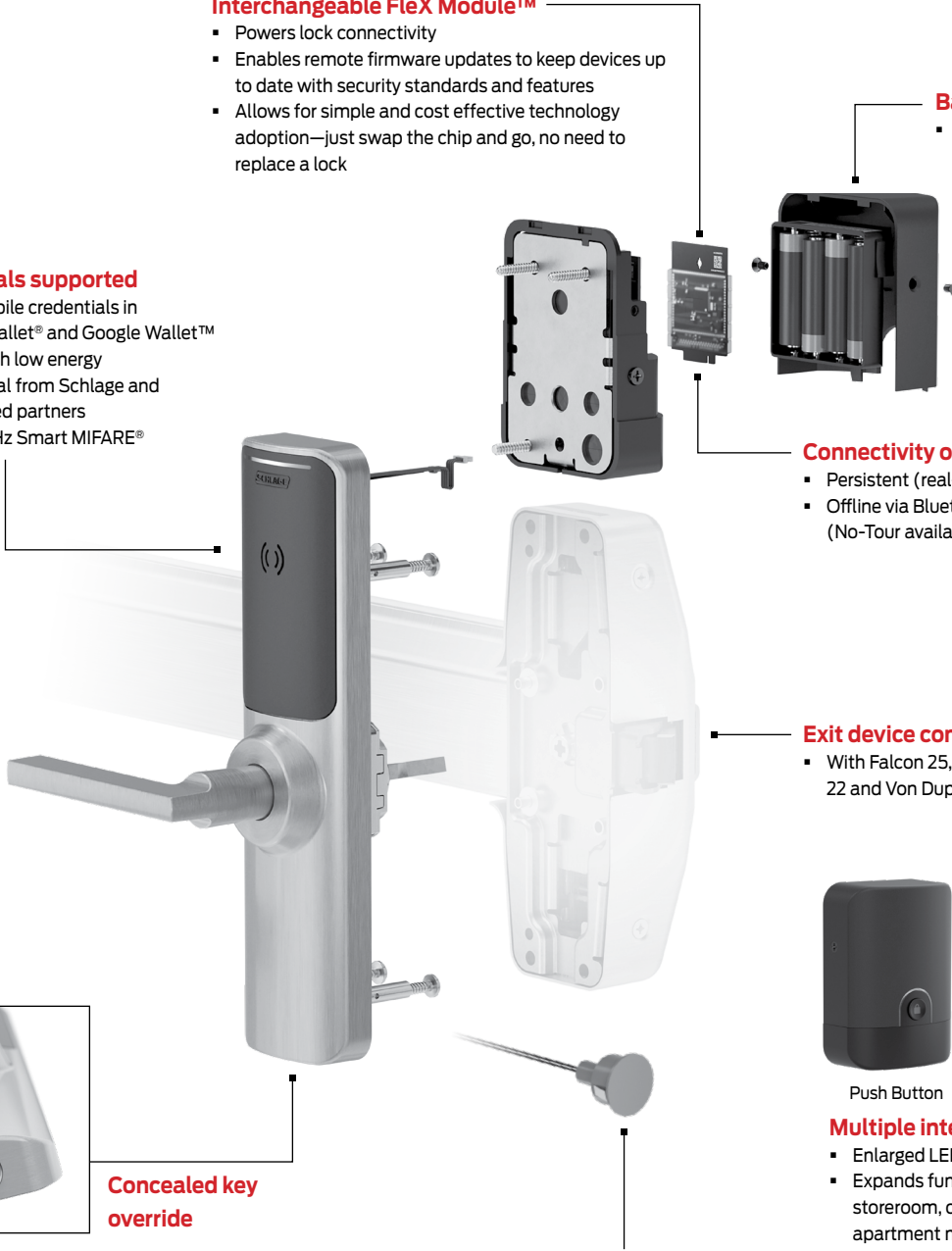


Push Button

Indicator

Multiple interior functions

- Enlarged LED for enhanced visibility
- Expands functionality to include storeroom, office, privacy and apartment modes



XE360™ SERIES WIRELESS EXIT WIDE STILE LOCK



XE360 Exit Exterior
with Neptune lever



XE360 Exit Interior
with Falcon Rim 25R
(exit device sold separately)



FINISH CODES & DESCRIPTIONS

619	622	626
Satin	Matte	Satin
Nickel (US15)	Black (US19)	Chrome (US26D)

The XE360™ Series is the next generation of wireless electronic lock from Schlage. Its sleek design offers customers a solution that looks as good as it performs—at an affordable price point. XE360 devices feature an interchangeable Flex Module™ that provides options for access control connectivity mode. Choose from two modes: persistent (real-time) online via Wi-Fi® or offline via Bluetooth®.

Wi-Fi mode provides continuous, real-time access control updates, beneficial for openings that require constant monitoring. Wi-Fi mode also includes RealSync™, which has the groundbreaking ability to:

- Request and receive a lock's status in seconds
- Send a command to a lock and receive verification in seconds

All while requiring no additional hardware or wiring, saving time and money.

Offline mode is suitable when access control updates can be periodic and infrequent, as they must be made directly at the lock via a BLE mobile app. If enabled, No-Tour functionality can also be used to make updates, removing the need to visit, or tour, each lock.

The XE360 Series is available as tubular, mortise, mortise deadbolt, or exit trim. Its open architecture design allows it to be managed by Allegion software or be integrated into popular physical access control and Proptech systems through Allegion's PACS Alliance program.

Standard features

- Next level design inside and out
- Credential support includes Schlage MIFARE®, Bluetooth® and NFC mobile¹
- Advanced encryption keeps data and communications safe
- Wireless configuration using connected smartphones or tablets
- No-Tour or offline system capacity
- Open architecture - interoperable and simple for software alliances to integrate
- Works seamlessly with other Schlage wireless locks, including Schlage Control®²
- Uniquely concealed key override standard on all locks

1. Use of mobile credential is dependent on availability of compatible mobile credential.
2. Check with your Proptech or PACS provider for specific support.

Mechanical specifications

Chassis	Exit trim, wide stile	Construction	All-metal chassis and escutcheon; exterior polycarbonate elements
Handing	On-site handing with included hex key	Cylinder & keys	Schlage Classic C keyway, Conventional 6-pin cylinder with two keys (default Keyway option)
Latch bolt	Defined by exit device	Certifications	ANSI/BHMA A156.13-2020 Grade 1
Strike	Defined by exit device		ANSI/BHMA A156.25-2023 Locked outdoor type
Stile width	Minimum 4-1/4" (108mm)		ANSI/BHMA A156.5-2020
Backset	Defined by exit device		
Door range	1-3/4" (44mm)		
Levers	Zinc		

Reader specifications

Credential technologies	Smart (13.56 MHz), Bluetooth Low Energy (LE) (2.4 GHz), and Near Field Communication (NFC)	Smart credential support	Secure application area: Schlage MIFARE Classic®, Schlage MIFARE® DESFire® EV1/EV3 CSN only: HID iCLASS®, HID iCLASS SE®, MIFARE Classic/DESFire
Read range	Smart: up to 0.5" Bluetooth® Low Energy: up to 15' NFC: mobile device dependent	Mobile credential support	Schlage Mobile Bluetooth Credential, Integrated PACS mobile credential with Bluetooth, Apple Wallet® NFC student ID and employee badge; Google Wallet™ NFC student ID and employee badge
Standards	ISO standard 15693 and ISO 14443		



XE360™ SERIES

WIRELESS EXIT WIDE STILE LOCK

Configure a product

SELECT LOCK MODEL	Specify	Price (ea.)
Exit Trim with wide escutcheon	XE360-EW	\$1,617.00

SELECT LOCK CLASS	Specify	Price adjustment
Wi-Fi - RealSync™ capability + Toured and No-Tour compatible	WF	\$309.00
Offline - Toured and No-Tour compatible	OF	No charge

SELECT EXIT ADAPTER	Specify	Price adjustment
Falcon 25 Rim	25R	No charge
Falcon 25 Surface Vertical Rod	25S	No charge
Von Duprin 98/99 or XP98/99 Rim	99R	No charge
Von Duprin 98/99 Surface Vertical Rod	99S	No charge
Von Duprin 78 Rim	78R	No charge
Von Duprin 22 Rim	22R	No charge
Von Duprin 22 Surface Vertical Rod	22S	No charge
Less Exit Adapter	LLL	-\$113.00

SELECT FUNCTION	Specify	Price adjustment
Indicator (LED indicator on interior assembly)	I	No charge
Button (Interior Push Button with LED indicator)	B	No charge

SELECT READER	Specify	Price adjustment
Smart/NFC Mobile (13.56 MHz) and Bluetooth® (2.4 GHz) Mobile Credential Support	SM	No charge

SELECT LEVER STYLE	Specify	Price adjustment
Boardwalk	BRK	No charge
Broadway	BRW	No charge
Jupiter	JUP	No charge
Latitude	LAT	No charge
Neptune	NEP	No charge
Longitude Extended Length	LON-E	No charge
Saturn	SAT	No charge

SELECT FINISH	Specify	Price adjustment
Satin Nickel	619	No charge
Matte Black	622	No charge
Satin Chrome	626	No charge

SELECT KEY CYLINDER	Specify	Price adjustment
Schlage Conventional, 6-pin	P6	No charge
Schlage Conventional, 6-pin, keyed 5	P	No charge



XE360™ SERIES

WIRELESS EXIT WIDE STILE LOCK

SELECT BITTING	Specify	Price adjustment
Keyed differently (Standard)	KD	No charge
Keyed alike - Please request combination on purchase order, or leave blank for random combination	KA	No charge

SELECT KEYWAY	Specify	Price adjustment
Schlage Classic Obverse, Non-masterkeyed (Open)	C	No charge
Schlage Everest 29 S, Non-masterkeyed (Open)	S123	No charge
Schlage Everest 29 S, 6-pin, Non-masterkeyed (Open)	S145	No charge
Schlage Everest 29 T, 6-pin, Non-masterkeyed (Restricted)	T125	No charge
Schlage Everest 29 T, 6-pin, Non-masterkeyed (Restricted)	T145	No charge

SELECT DOOR THICKNESS	Specify	Price adjustment
1-3/4" Thick door	134	No charge

SELECT DOOR POSITION SENSOR	Specify	Price adjustment
Less door position switch (Standard on OF models)	LLLDP5	No charge
Door position switch (Optional on all OF Class, Standard on all WF Class)	47467230	\$51.00

OPTIONAL SOLD SEPARATES	Specify	Price (ea.)
Mount, XE360 Series Exit Trim for Falcon 25 rim ▪ Use Falcon 25 rim center case and center case cover kits to complete installation	47709954	See page 296
Condensation sealant kit (includes PCBA cover and backplate cabling plugs for environmental robustness)	47870662	\$62.00
Door position switch	47467230	\$51.00
Exit device decorative plate kit (exterior: 13.87" x 3.75"; interior: 12.75" x 3.75")	47679797	\$56.00
Request-to-Exit (REX) wiring kit - Falcon 25, Von Duprin 99/22/78 ¹	47896690	\$57.00

1. When Request-to-Exit is required, a REX wiring kit (above) plus the Von Duprin RX-LC switch (p/n 050281) or Falcon AE switch (p/n 650359) must be used for proper operation.

Contents

Schlage Control® Overview	64
Schlage Control® Mobile enabled smart interconnect locks	65
Standard features.....	65
Specifications	65
Configure a product.....	66
Latch	67
Handing.....	67
Deco trim	67
Strike combinations	67
Deadbolt strike options.....	67
Deadlatch strike options.....	67
Thick door kit.....	67
Screw packs.....	67
Schlage Control® Mobile enabled smart deadbolt	68
Standard features.....	68
Specifications	68
Configure a product.....	68
Latch	69
BE467F Strike options.....	69
Thick door kit.....	69
Screw packs.....	69
Multifamily electronic locking systems.....	70
Schlage Control® Smart locks (Top sellers)	70
Schlage Control® Smart locks (Mobile enabled retrofit kits) ...	70
Schlage Smart credentials	70
Multi-tech technology credentials	70
Credential enrollment reader.....	70

Finish codes and descriptions

BHMA code	Description
619	Satin Nickel
622	Matte Black
625	Bright Chromium Plated
626	Satin Chrome
716	Aged Bronze

* Non-Standard finishes are not available. Available in split finish and/or split lever options for no additional charge.

Customer service

- Order status
- Credit returns of non-defective products
- General sales questions

USA Allegion.Orders@allegion.com

CAN Canada.CustomerService@allegion.com

Technical support

- Technical questions/issues
- Returns of defective products
- Repairs

USA Electronic.Lock.TechProdSupport@allegion.com

CAN Canada.TechServices@allegion.com

SCHLAGE CONTROL® MOBILE ENABLED SMART INTERCONNECT LOCK



FE410 with Greenwich trim with Broadway lever



FE410 with Addison trim with Accent lever

Standard features

- Keyless, no cylinder design
- Modern credentials - smart credential and/or phone as key
- Wireless freedom - control and program by phone
- Up to 500 users per lock
- Audit trail reports up to 1,000 events
- Fits standard door prep
- 1 year battery life with BLE mobile credential capability enabled
- 1.5 year battery life without BLE mobile credential capability enabled
- Full suiting with Schlage Mechanical locks
- Single motion egress
- ADA compliant design
- Uses ENGAGE™ Technology
- See page 70 for information on the MT20W Credential enrollment reader



Specifications

Latch	1" x 2-1/4" square and round corner faceplate (square corner standard, round corner included in package); 1" edge bore required	Stile width	Minimum 4-1/2" stile for 2-3/8" backset; Minimum 5" stile for 2-3/4" backset
Strike	1-1/8" x 2-3/4", square corner, no box, latch strike	Return-to-door	Boardwalk (BRK), Longitude (LON), Neptune (NEP), and Saturn (SAT) are return-to-door code compliant
Backset	Adjustable backset, fits 2-3/8" to 2-3/4" backsets	Center-to-center	Fits 4" or 5-1/2" center-to-center door preps - orderable options (Please specify when ordering.)
Door range	1-3/8" to 1-3/4" (thick door kit available, up to 2")	Certifications	90-minute UL Listed A 156.12 Grade 2 ANSI/BHMA certified; Canada UL 20-minute wood door rated. Approved for use where the exterior escutcheon only is exposed to the outdoors.
Battery	4-AA batteries included. (If loss of battery power occurs, a 9V battery can be used to jump start the lock and provide access with an assigned credential.)		
Construction	All-metal chassis and escutcheons		
Bore	2-1/8"		
Credentials	Supports Schlage MIFARE Classic®, Schlage Mobile Access Credential, NFC mobile, Schlage DESFire® EV1 and Schlage DESFire® EV3 (sold separately). Please refer to the Credential Section of the Allegion Electronic Security Price Book.		



SCHLAGE CONTROL® MOBILE ENABLED SMART INTERCONNECT LOCK

Configure a product

1) SELECT LOCK MODEL		
Description	Specify	Price (ea.)
Schlage Control® Mobile enabled smart interconnect, UL Listed, 90 minutes	FE410F	\$1,097.00

2) SELECT DESIGN STYLE (Trim)		
Description	Specify	Price adjustment
Addison	ADD	No charge
Greenwich	GRW	No charge

3) SELECT INTERCONNECT TYPE		
Description	Specify	Price adjustment
For doors with 4" bore hole spacing (40)	4"	No charge
For doors with 5-1/2" bore hole spacing (55)	5-1/2"	No charge

4) SELECT FINISH STYLE		
Description	Specify	Price adjustment
Satin Nickel	619	No charge
Matte Black	622	No charge
Bright Chrome	625	No charge
Satin Chrome	626	No charge
Aged Bronze	716	No charge

5) SELECT LEVER STYLE					
Style/Description	619	622	625	626	716
ACC/Accent	▪	▪	▪	▪	▪
VLA/Avila	▪		▪	▪	▪
BRW/Broadway	▪	▪	▪	▪	▪
BRK/Boardwalk	▪	▪	▪	▪	▪
ELA/Elan	▪	▪	▪	▪	▪
JAZ/Jazz	▪	▪	▪	▪	▪
JUP/Jupiter	▪	▪	▪	▪	▪
LAT/Latitude	▪	▪	▪	▪	▪
LON/Longitude	▪	▪	▪	▪	▪
MNH/Manhattan	▪		▪	▪	
NEP/Neptune	▪	▪	▪	▪	▪
NBK/Northbrook	▪				
SAC/Sacramento	▪		▪	▪	▪
SAT/Saturn	▪	▪	▪	▪	▪



SCHLAGE CONTROL® MOBILE ENABLED SMART INTERCONNECT LOCK

LATCH		
Description	Specify	Price (ea.)
Combo latch, Dual option (sq + rd), Non-UL bolt, UL latch (Standard)	12-356	Not sold separately

HANDING		
Description	Specify	Price (ea.)
Can be changed to Right handed in the field (Standard)	Left	No charge

DECO TRIM		
Description	Specify	Price (ea.)
ADD or GRW depending on which style is selected above (Standard)	06-219	No charge

STRIKE COMBINATIONS		
Description	Specify	Price (ea.)
10-094 and 10-026 Combo strike, square corner (Standard)	10-152	No charge
10-094 and 10-001	10-151	No charge
10-116 and 10-027	473344383	No charge
10-092 and 10-027	10-123	No charge
10-095 and 10-027	10-124	No charge

DEADBOLT STRIKE OPTIONS		
Description	Specify	Price (ea.)
Square corner strike, 1-1/8" x 2-3/4" (Standard)	10-094	\$20.00
1/4" Radius round corner, full lip, no box, 1-5/8" x 2-1/4"	10-092	\$12.00
Square corner, full lip, no box, 1-5/8" x 2-1/4"	10-095	\$12.00
Metal dust box with screws	10-112	\$20.00

DEADLATCH STRIKE OPTIONS		
Description	Specify	Price (ea.)
Square corner, full lip, no box, 1-5/8" x 2-1/4" (Standard)	10-026	\$12.30
Square corner, T-strike, box, 1-1/8" x 2-3/4"	10-001	\$10.00
1/4" Radius round corner, full lip, no box, 1-5/8" x 2-1/4"	10-027	\$12.30

THICK DOOR KIT		
Description	Specify	Price (ea.)
For doors between 1-3/4" and 2"	47244555	\$37.00

The Schlage Control® interconnect lock uses the same Thick Door Kit as the deadbolt. However, due to the latch assembly it should only be used on doors between 1-3/4" and 2".

SCREW PACKS	FINISHES		
	619, 622, 625, 626, 716		
	Specify		Price (ea.)
Part number	Finish		
Security screws - Optional security Torx® screws	47250323	.[Finish]	\$11.00
FE410 Screw pack	47275372	.[Finish]	\$11.00

CREDENTIALS
READERS
SOFTWARE
READER CONTROLLERS
ELECTRONIC LOCKS
ELECTROMAGNETIC LOCKS
POWER SUPPLIES
VON DUPRIN ACCESS CONTROL
SYSTEM ACCESSORIES
MISC



SCHLAGE CONTROL® MOBILE ENABLED SMART DEADBOLT



BE467 Greenwich (GRW)



BE467 Addison (ADD)

PRODUCT IDENTIFICATION		
BE	467	F
Lock	Function	90 Minute UL

Standard features

- Keyless, no cylinder design
- Modern credentials - smart credential and/or phone as key
- Wireless freedom - control and program by phone
- Up to 500 users per lock
- Audit trail reports up to 1,000 events
- Fits standard door prep
- 1 year battery life with BLE mobile credential capability enabled
- 1.5 year battery life without BLE mobile credential capability enabled
- Full suiting with Schlage decorative mechanical locks
- ADA compliant design
- Uses ENGAGE™ Technology
- See page 70 for information on the MT20W Credential enrollment reader



Specifications

Latch	1" x 2-1/4" square and round corner faceplate (round corner standard, square corner included in package); 1" edge bore required	Bore	2-1/8"
Strikes	1-1/8" x 2-3/4", round corner, no box, latch strike	Credentials	Supports Schlage MIFARE Classic®, Schlage Mobile Access Credential, NFC mobile, Schlage DESFire® EV1 and Schlage DESFire® EV3 (sold separately). Please refer to the Credential Section of the Allegion Electronic Security Price Book.
Backset	Adjustable backset, fits 2-3/8" to 2-3/4" backsets	Stile width	Minimum 4-1/2" stile for 2-3/8" backset; Minimum 5" stile for 2-3/4" backset
Door range	1-3/8" to 1-3/4" (thick door kit available - up to 2-1/4")	Certifications	90-minute UL Listed A 156.36 Grade 2 ANSI/BHMA certified; Canada UL 20-minute wood door rated. Approved for use where the exterior escutcheon only is exposed to the outdoors.
Hole distance	Minimum 4" center-to-center distance between cross bore holes		
Battery	4-AA batteries included, (If loss of battery power occurs, a 9V battery can be used to jump start the lock and provide access with an assigned credential.)		
Construction	All-metal chassis and escutcheons		

Configure a product

1) SELECT LOCK MODEL		
Description	Specify	Price (ea.)
Schlage Control® Mobile enabled smart deadbolt, UL Listed, 90 minutes	BE467F	\$741.00

2) SELECT DESIGN STYLE (Trim)		
Description	Specify	Price adjustment
Addison	ADD	No charge
Greenwich	GRW	No charge

3) SELECT FINISH STYLE		
Description	Specify	Price adjustment
Satin Nickel	619	No charge
Matte Black	622	No charge
Bright Chrome	625	No charge
Satin Chrome	626	No charge
Aged Bronze	716	No charge



SCHLAGE CONTROL® MOBILE ENABLED SMART DEADBOLT

LATCH		
Description	Specify	Price (ea.)
BE467F 90 Min UL Deadbolt latch dual option (sq+rd) (Standard)	12-398	Not sold separately

BE467F STRIKE OPTIONS		
Description	Specify	Price adjustment
Round corner strike, 1-1/8" x 2-3/4" (Standard)	10-116	No charge
Square corner strike, 1-1/8" x 2-3/4"	10-094	No charge
Square corner full lip strike, 1-5/8" x 2-1/4" (Lip length: 1-1/8")	10-095	No charge
Round corner full lip strike, 1-5/8" x 2-1/4" (Lip length: 1-1/8")	10-092	No charge

THICK DOOR KIT		
Description	Specify	Price (ea.)
For doors between 1-3/4" and 2-1/4"	47244555	\$37.00

The Schlage Control® deadbolt uses the same Thick Door Kit as the Interconnect. However, due to the differences in latch assemblies, the deadbolt can accommodate doors up to 2-1/4" in thickness.

SCREW PACKS	FINISHES		
	619, 622, 625, 626, 716		
	Specify		Price (ea.)
Part number	Finish		
Security screws - Optional security Torx® screws	47250323	.[Finish]	\$11.00
BE467 Screw pack	47244557	.[Finish]	\$11.00





MULTIFAMILY ELECTRONIC LOCKING SYSTEMS



Greenwich (GRW)

Addison (ADD)

SCHLAGE CONTROL® SMART LOCKS (Top sellers)					
Product	BHMA Finish	Latch	Strike	Lever style	Price (ea.)
BE467F GRW	619	12-398	10-116	N/A	\$741.00
BE467F GRW	626	12-398	10-116	N/A	\$741.00
BE467F ADD	619	12-398	10-116	N/A	\$741.00
BE467F ADD	626	12-398	10-116	N/A	\$741.00
FE410F GRW	619	12-356	10-152	Latitude (LAT)	\$1,097.00
FE410F GRW	626	12-356	10-152	Latitude (LAT)	\$1,097.00
FE410F ADD	619	12-356	10-152	Latitude (LAT)	\$1,097.00
FE410F ADD	626	12-356	10-152	Latitude (LAT)	\$1,097.00

FE410 locks are 5.5" center-to-center.

SCHLAGE CONTROL® SMART LOCKS (Mobile enabled retrofit kits)		
Product	Description	Price (ea.)
48057105-[Finish]	Upgrade kit, Control, BE467F, 1.0 to 2.3, GRW	\$579.00
48057106-[Finish]	Upgrade kit, Control, BE467F, 1.0 to 2.3, ADD	\$579.00
47977577-[Finish]	Upgrade kit, Control, FE410F, 1.0 to 2.3, GRW	\$579.00
48056198-[Finish]	Upgrade kit, Control, FE410F, 1.0 to 2.3, ADD	\$579.00

BE467F and FE410F kits are not interchangeable in the field.

SCHLAGE SMART CREDENTIALS				
Product	Type	Description	Min. Order	Price (ea.)
9651	Keyfob	Schlage MIFARE Classic Smart Card 1K bit keyfob	50	\$11.10
9651T	Thin keyfob	Schlage MIFARE Classic Smart Card 1K bit thin keyfob	50	\$11.30
8540	Card	Schlage MIFARE DESFire EV1 Smart Card 2K byte/16k bit ISO Glossy White	100	\$11.40
8543	Card	Schlage MIFARE DESFire EV3 4K byte/32K bit ISO Glossy White	100	\$11.40
8643T	Thin keyfob	Schlage MIFARE DESFire EV3 4K/32K bit thin keyfob	50	\$11.80

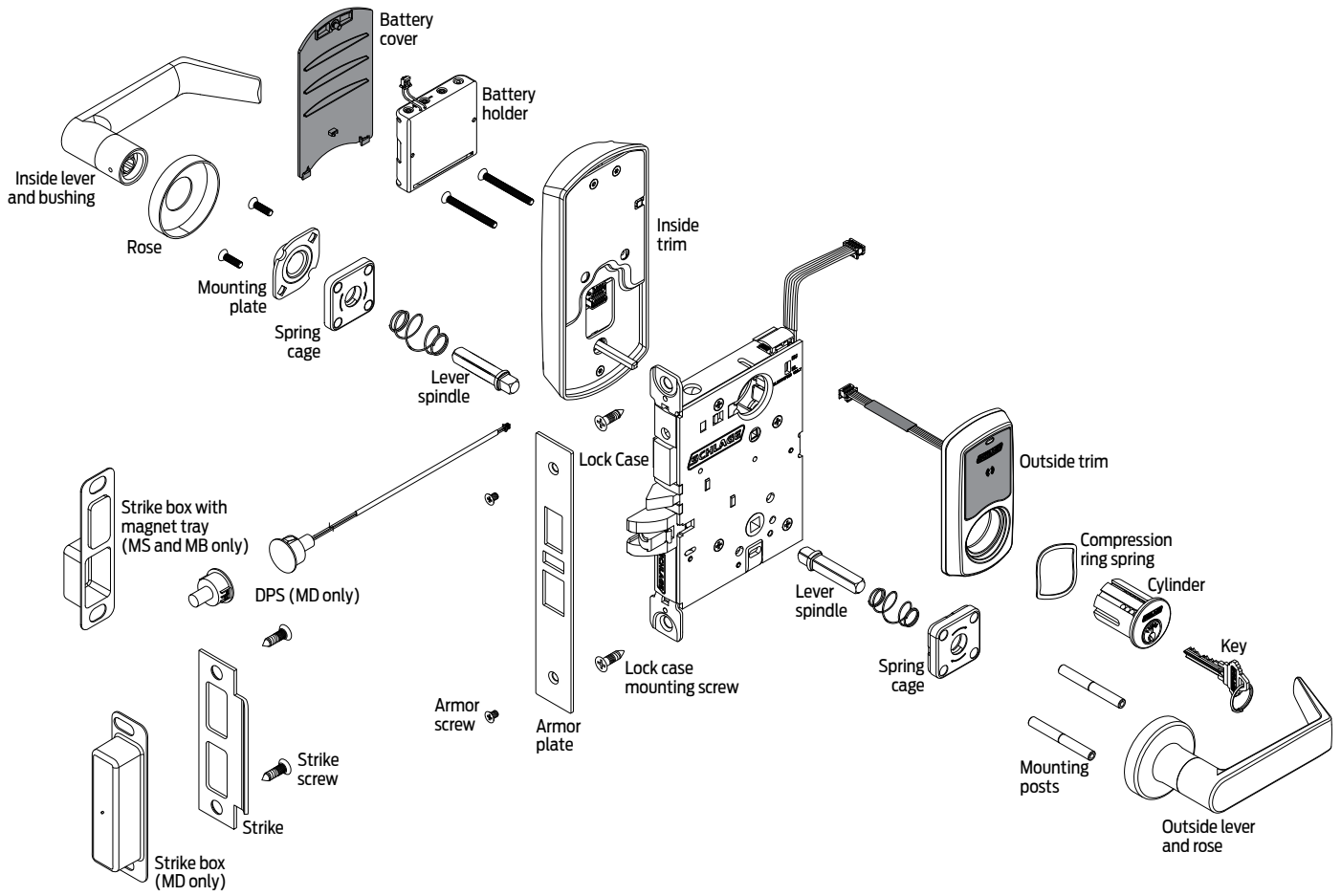
125 kHz Proximity credentials and MIFARE DESFIRE EV2 credentials are not compatible.

MULTI-TECH TECHNOLOGY CREDENTIALS				
Product	Type	Description	Min. Order	Price (ea.)
9691T	Thin keyfob	Proximity and Schlage MIFARE Classic Smart Card combo 1K byte/8K bit ISO thin keyfob	50	\$14.90
8843T	Thin keyfob	Proximity and Schlage MIFARE DESFire EV3 4K byte/32K bit thin keyfob	100	\$17.80

CREDENTIAL ENROLLMENT READER		
Product	Description	Price (ea.)
MT20W	Schlage Credential enrollment reader	\$898.00

LE MOBILE ENABLED WIRELESS LOCK

Grade 1 mortise levered lock



Contents

LE Lock Overview.....	72
How to order.....	73
LE Lock Functions.....	75
LE Lock Styles	76
LE Lock Configure a product	80
Cylinders.....	81
Greenwich mortise/mortise deadbolt.....	82
Addison mortise/mortise deadbolt.....	84
LE Lock Accessories	86
LE Lock Parts.....	87
Lever and knob kits.....	87
Rose kits (Greenwich only).....	87
Outside Greenwich lever/knob and rose subassemblies.....	87
Inside subassemblies	88
Outside subassemblies	88
Battery parts.....	89
Armor fronts.....	89
Strikes.....	89
Mortise cylinders.....	89
Cylinder housing without core	90
Mortise chassis and wire harnesses	90
Door parts.....	90
Knob parts.....	90
Lever parts.....	90
Screw packs.....	91

Finish codes and descriptions

BHMA code	Description
605	Bright Brass
606	Satin Brass
612	Satin Bronze
619	Satin Nickel
622	Matte Black
625	Bright Chromium Plated
626	Satin Chrome
626AM	Satin Stainless Steel, Antimicrobial
643e	Aged Bronze

Standard features



Certification	ANSI/BHMA Certified A156.25-2013 (Indoor/Outdoor), ANSI/BHMA Certified A156.13-2012, Series 1000, Grade 1 UL 294, ULC S319, UL 10C 3-hour rated
Case size	4-7/16" x 6-1/16" x 1"
Armor front	1-1/4" x 8"
Deadbolt	1" throw stainless steel
Latch bolt	3/4" throw stainless steel with anti-friction tongue
Strike	1-1/4" x 4-7/8", square corner, 1-3/16" lip with box and DPS
Backset	2-3/4"
Cylinder	6-pin solid brass, keyed 6-pin, S123 keyway, keyed different (KD)
Door range	1-3/4" door thickness standard (can be ordered to accommodate doors 1-3/4" to 2-1/4" thick)
Keys	Two nickel silver cut keys per lock, 6-pin, S123 section

HOW TO ORDER

	REQUIRED FIELDS				FACTORY DEFAULT AND OPTIONS							
	LEB	MS	GRW	P6	03	626	00A	612	LH	10-136	134	S123
1. Series												
LEB	Mobile enabled mortise lock											
LEBSI	Mobile enabled mortise lock with HID Credential secure sector compatibility											
2. Chassis/function												
MS	Mortise with LED indicator											
MB	Mortise with push button and LED											
MD	Mortise Deadbolt with LED											
3. Style												
GRW	Greenwich sectional with rose											
ADD	Addison escutcheon											
4. Cylinder type												
P6	Mortise cylinder, Schlage 6-pin											
For all options see LE ordering pages												
5. Outside lever¹												
03	Suites with Tubular style											
LAT	Latitude											
For all options see LE ordering pages												
¹ To add tactile warning, use prefix 8. Example: 803												
6. Outside finish												
605	Bright Brass	622	Matte Black									
606	Satin Brass	625	Bright Chrome									
612	Satin Bronze	626	Satin Chrome									
619	Satin Nickel	643e	Aged Bronze									
626AM	Satin Chrome (Antimicrobial Coating)											
7. Outside rose (specify only for Greenwich trim)												
00A	2-1/8" (54 mm) diameter (Std.)											
00B	2-9/16" (65 mm) diameter											
00C	2-5/8" (66 mm) diameter with bevel											
AVA	Decorative rose 2-5/8" (66 mm) diameter, supports ACC lever only											
MER	Decorative rose 2-5/8" (66 mm) diameter, supports MER lever only											
8. Inside lever (specify only if different from outside lever)												
3	Suites with Tubular style											
LAT	Latitude											
For all options see LE ordering pages												
9. Inside finish (specify only if different from outside finish)												
See options under 6 above												
10. Inside rose (specify only for Greenwich trim and only if different from Outside rose)												
See options under 7 above												
11. Handing												
RH	Right handed (Std.)	RHR	Right handed reverse									
LH	Left handed	LHR	Left handed reverse									
12. Strike plate lip length												
10-316	1-3/16" lip length (Std. for MS/MB)											
10-316-112	1-1/2" lip length											
For all options see LE ordering pages												
13. Door thickness												
134	1-3/4" (Std.)											
Options available up to 2-1/4" thickness - see LE ordering pages												
14. Keyway type												
S123	Everest 29 S (Std.)											
For all options see LE ordering pages												
15. Additional options												



Customer service	Technical support
<ul style="list-style-type: none"> Order status Credit returns of non-defective products General sales questions <p>USA Allegion_Orders@allegion.com CAN Canada.CustomerService@allegion.com</p>	<ul style="list-style-type: none"> Technical questions/issues Returns of defective products Repairs <p>USA Electronic_Lock_TechProdSupport@allegion.com CAN Canada.TechServices@allegion.com</p>

Common pricing information	
1.	Locks are furnished with standard features unless otherwise specified.
2.	Door thickness is 1-3/4".
3.	Split finishes and designs will be priced at the highest list price of the design and/or finish.
4.	Engineering specials are denoted by a part number beginning with "X" and are not subject to standard discounting.
5.	🕒 denotes a lock or part that requires an extended lead time.
6.	👤 denotes a handed product and requires handing to be specified.
7.	For all restricted keyways (Everest B, D, 29R, and 29T, also Quad, Numbered, and Reversed) add \$35.00 . This does not apply to Primus cylinders. See page 5 for ordering information and requirements.
8.	Locks, keys, and cylinders containing restricted keyways require additional documentation to order. Please see page 5 for the specific requirements.
9.	Keyway must be specified for keyed functions and cylinders. If not specified, default keyway will be S123 for KA (keyed alike), KD (keyed different), and O-bitted product and S145 for factory managed masterkey systems.
10.	Multiple keying options are available. Locks and cylinders are furnished KD unless otherwise specified or excepted by notation.
11.	Control Keys for permanent and construction cores are not included with the lock or cylinder and must be ordered separately.
12.	Locks specified with "C" keyway and KD or O-bitted will receive 6-pin cylinders (keyed 5) with 5-pin keys.
13.	Full Size Interchangeable Cores (FSIC) are furnished 1-bitted unless otherwise specified. If O-bitted is selected, the order will be entered as 1-bitted. This does not apply to FSIC Primus® cores.
14.	Conventional cylinders, Primus cylinders (conventional and FSIC) can be supplied O-bitted. If 1-bitted is selected, the order will be entered as O-bitted.
15.	Available plug face finishes are 606, 622, 626 and 643e.

FUNCTIONS		ADDISON ESCUTCHEON SHOWN
LEBMS AND LEBSIMS - MORTISE WITH LED INDICATOR		
Storeroom/ Classroom	Lockset is normally secure. Valid normal credential or key momentarily unlocks door. Valid toggle credential may be used to change to a passage or secured state. A mechanical key will retract the latch. An inside indicator LED confirms state of the lock. Inside lever always allows free egress.	
LEBMB AND LEBSIMB - MORTISE WITH INTERIOR PUSH BUTTON AND LED		
Office	Lockset is normally secure. Valid normal credential or key momentarily unlocks door. Valid toggle credential may be used to change to a passage or secured state. Interior push button on inside housing can be used to select a passage or secured state and confirms state of the lock via LED indicator. A mechanical key will retract the latch. Inside lever always allows free egress. Meets the need for lockdown function for safety and security.	
Privacy	Lockset is normally secure. Valid normal credential or key momentarily unlocks door. Valid toggle credential may be used to change to a passage or secured state. Interior pushbutton on inside housing may be used to select a privacy status. The interior pushbutton will disable normal electronic access from the exterior and confirms state of the lock via LED indicator. Opening the door or pressing the interior pushbutton a second time on the inside housing deactivates the privacy status. A mechanical key will always retract the latch. Inside lever always allows free egress. Door position sensor required for function.	
Apartment	Lockset is normally secure. Valid normal or toggle credential is used to change to a passage or secured state. Interior pushbutton on inside housing may be used to select a passage or secured state and confirms state of the lock via LED indicator. Opening the door or pressing the interior pushbutton a second time causes the lockset to toggle to passage. While in passage mode, the lockset can only be secured while the door is closed by pressing the interior pushbutton or using a normal credential on the exterior. A mechanical key will retract the latch. Inside lever always allows free egress. Door position sensor required for function.	
LEBMD AND LEBSIMD - MORTISE DEADBOLT WITH LED		
Privacy	Lockset is normally secure. Valid normal credential or key momentarily unlocks door. Valid toggle credential may be used to change to a passage or secured state. Thumbturn on inside housing may be used to select a privacy status. The thumbturn will disable normal electronic access from the exterior and confirms state of the lock via LED indicator. Opening the door or retracting the deadbolt deactivates the privacy status. A mechanical key will always retract the latch. Inside lever always allows free egress. Door position sensor required for function.	
Apartment	Lockset is normally secure. Valid normal or toggle credential is used to change to a passage or secured state. Thumbturn on inside housing may be used to select a passage or secured state and confirms state of the lock via LED indicator. Opening the door or retracting the deadbolt causes the lockset to toggle to passage. While in passage mode, the lockset can only be secured while the door is closed by rotating thumbturn or using a normal credential on the exterior. A mechanical key will retract the latch. Inside lever always allows free egress. Door position sensor required for function.	

HANDING		
RH	Right handed: Hinges on right opens inward	<p>LH Left Hand Hinges on left; opens inward</p> <p>RH Right Hand Hinges on right; opens inward</p> <p>LHR Left Hand Reverse Hinges on left; opens outward</p> <p>RHR Right Hand Reverse Hinges on right; opens outward</p>
LH	Left handed: Hinges on left opens inward	
RHR	Right handed reverse: Hinges on right opens outward	
LHR	Left handed reverse: Hinges on left opens outward	

STANDARD LEVER COLLECTION

01

2 11/16" | 2 1/16" | 3 7/8"

02

2 13/16" | 1 13/16" | 4 3/4"

03 (TUBULAR)

2 13/16" | 2" | 1/2" | 4 3/4" | Dia. 11/16"

05

2 7/8" | 2 9/32" | 3 3/4"

06 (RHODES)

2 1/2" | 2" | 1/2" | 4 5/8"

07 (ATHENS)

2 7/8" | 2 3/8" | 1 31/32" | 4 5/8"

12
Handing required

3 1/16" max. | 2" | 4 5/8"

17 (SPARTA)

3" | 2 15/16" | 1/2" | 4 3/4"

18

2 11/16" | 2 1/32" | 4 7/8"

LATITUDE (LAT)

2 9/16" | 2" | 4 3/4"

LONGITUDE (LON)

2 9/16" | 1/2" | 4 7/8"

OMEGA (OME)

3 5/16" | 2 3/10" | 3/8" | 5 1/16"

ACCENT (ACC)
Handing required

3 1/8" | 2" | 4 1/8"

ASTI (AST)
Handing required

2 5/8" | 2" | 4"

MERANO (MER)
Handing required

3 1/8" | 2" | 4"

41

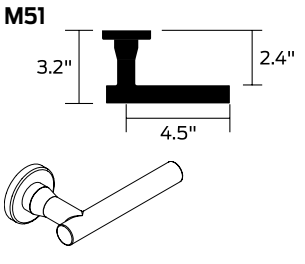
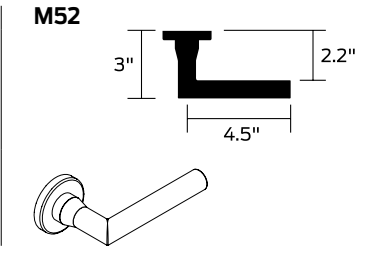
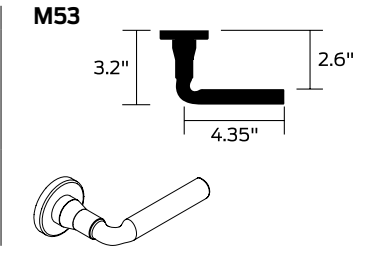
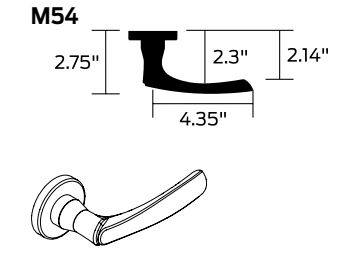
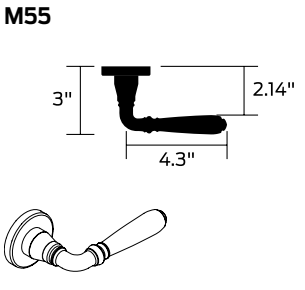
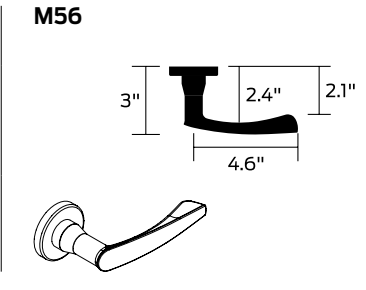

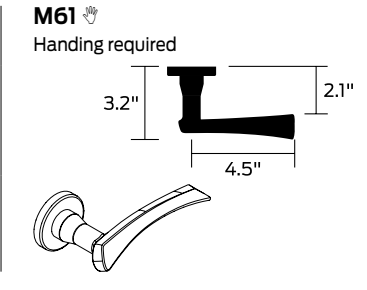

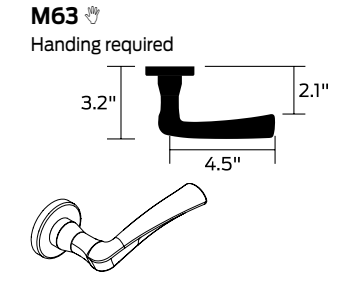
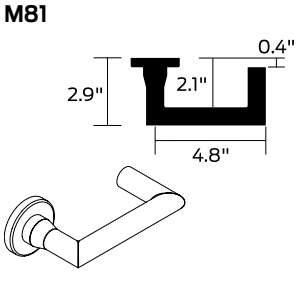
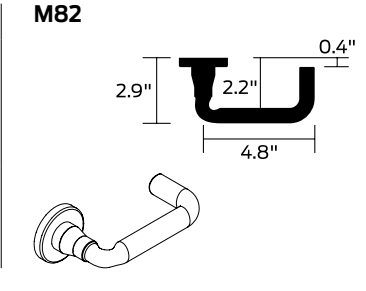
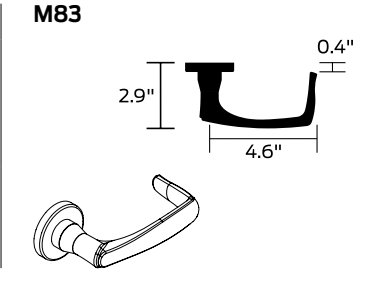
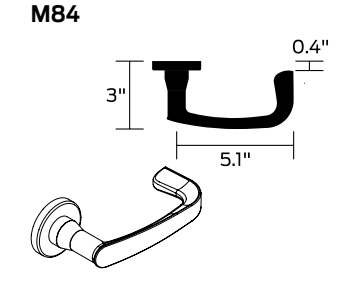

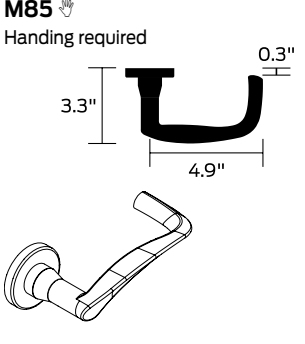
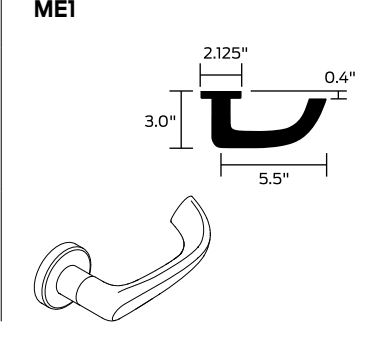
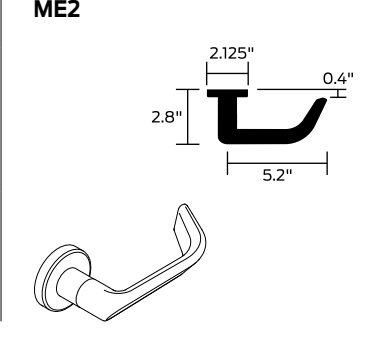
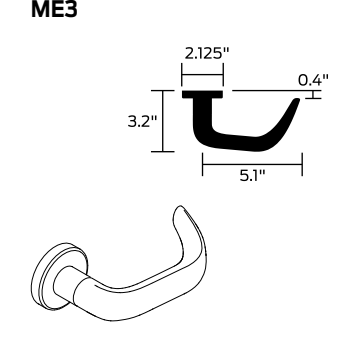
2 3/4" | 2 1/4"

42

2 3/4" | 2 1/8"

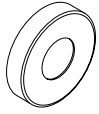
XE360™ SERIES | SCHLAGE CONTROL® | LE LOCK | NDE LOCK | AD SERIES NETWORKED | AD SERIES STANDALONE | AD SERIES PARTS | CO SERIES STANDALONE | CO SERIES PARTS

M LEVER COLLECTION

<p>M51</p>  <p>3.2" 2.4" 4.5"</p>	<p>M52</p>  <p>3" 2.2" 4.5"</p>	<p>M53</p>  <p>3.2" 2.6" 4.35"</p>	<p>M54</p>  <p>2.75" 2.3" 2.14" 4.35"</p>
<p>M55</p>  <p>3" 2.14" 4.3"</p>	<p>M56</p>  <p>3" 2.4" 2.1" 4.6"</p>	<p>M61  Handing required</p>  <p>3.2" 2.1" 4.5"</p>	<p>M63  Handing required</p>  <p>3.2" 2.1" 4.5"</p>
<p>M81</p>  <p>2.9" 2.1" 0.4" 4.8"</p>	<p>M82</p>  <p>2.9" 2.2" 0.4" 4.8"</p>	<p>M83</p>  <p>2.9" 0.4" 4.6"</p>	<p>M84</p>  <p>3" 0.4" 5.1"</p>
<p>M85  Handing required</p>  <p>3.3" 0.3" 4.9"</p>	<p>ME1</p>  <p>2.125" 0.4" 3.0" 5.5"</p>	<p>ME2</p>  <p>2.125" 0.4" 2.8" 5.2"</p>	<p>ME3</p>  <p>2.125" 0.4" 3.2" 5.1"</p>

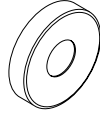
WROUGHT ROSE DESIGNS

00A



2 1/8" (54 mm) diameter

00B



2 9/16" (65mm) diameter

00C

Not available in 612 finish



2 5/8" (66mm) diameter

AVA

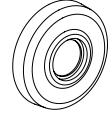
ACC lever only



2 5/8" (66mm) diameter

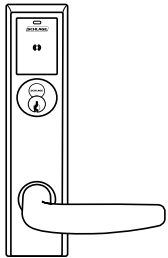
MER

MER lever only



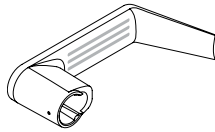
2 5/8" (66mm) diameter

WROUGHT ESCUTCHEON DESIGN



07 Lever shown

TACTILE OPTIONS



06 Lever shown
(See LE ordering pages for availability)

XE360™ SERIES
 SCHLAGE CONTROL®
 LE LOCK
 NDE LOCK
 AD SERIES NETWORKED
 AD SERIES STANDALONE
 AD SERIES PARTS
 CO SERIES STANDALONE
 CO SERIES PARTS

COMMERCIAL LEVER SUITING						
Standard Levers						
L /LE Mortise	LT Tubular	ND /NDE Cylindrical	AD/CO Series	AL Cylindrical	S Tubular	33A/35A, 94/95, 98/99 Exit devices (Von Duprin)
01	01	-	-	-	-	01
02	02	-	-	-	-	02
03	03	Tubular ¹	Tubular	-	-	03
05	05	-	-	-	-	05
06	06	Rhodes	Rhodes	Saturn	Saturn	06
07	07	Athens	Athens	Jupiter	Jupiter	07
12	12	-	-	-	-	12
17	17	Sparta	Sparta	Neptune	Neptune	17
18	18	-	-	-	-	18
Latitude	Latitude	Latitude	-	-	-	Latitude
Longitude	Longitude	Longitude	-	-	-	Longitude
Omega ¹	Omega	Omega ¹	-	Omega	-	16
Asti	Asti	-	-	-	Flair	Asti
Merano	Merano	-	-	-	-	Merano
Accent	Accent	-	-	-	-	Accent
M52 ¹	M52 ¹	Broadway	-	-	-	-
M81 ¹	M81 ¹	Boardwalk	-	-	-	-
M Collection Levers						
L /LE Mortise	LT Tubular	ND /NDE Cylindrical	AD/CO Series	AL Cylindrical	S Tubular	33A/35A, 94/95, 98/99 Exit devices (Von Duprin)
M51	M51	-	-	-	-	M51
M52	M52	-	-	-	-	M52
M53	M53	-	-	-	-	M53
M54	M54	-	-	-	-	M54
M55	M55	-	-	-	-	M55
M56	M56	-	-	-	-	M56
M57 ²	M57	-	-	-	-	M57
M61	M61	-	-	-	-	M61
M62 ²	M62	-	-	-	-	M62
M63	M63	-	-	-	-	M63
M81	M81	-	-	-	-	M81
M82	M82	-	-	-	-	M82
M83	M83	-	-	-	-	M83
M84	M84	-	-	-	-	M84
M85	M85	-	-	-	-	M85
ME1	ME1	-	-	-	-	ME1
ME2	ME2	-	-	-	-	ME2
ME3	ME3	-	-	-	-	ME3

1. Not available on NDE Series locks. M52 is equivalent to the Broadway lever and M81 to the Boardwalk lever.

2. Not available on LE Series locks.

You can **configure and price a full range of products** using the tables and rules shown in this section.

The pricing of locks in this section includes the P6 cylinder in an open keyway (where applicable), default latch, strike, and a 1-3/4" thick door. Additional modifications are available using the rules and price adjustments on the subsequent pages.

How to order:

- All applicable product attributes must be provided in the order shown below
- Each value must separated by a period
- If requesting a product "Less (LLL)" any attribute, the entire detailed ACN must be provided
- Fractions will be written with the "/" symbol separating the numerator and the denominator (example 1/2)
- For dimensions that contain a whole number and a fraction, a hyphen "-" will be added after the whole number and before the fraction (example 2-1/4)
- For two dimensions represented together, such as length and width, the values would be separated by an "x" with no spaces
- Finishes should be listed using their BHMA finish as shown in this book

Required for all lock orders																			
Quantity	Brand	Series + Chassis + Function	Style	Cylinder	Outside style			Inside style			Handing	Strike	Door dimensions			Options	Keying		
					5A	5B	5C	6A	6B	6C			9A	9B	9C		11A	11B	11C
1	2	3	4	5A	5B	5C	6A	6B	6C	7	8	9A	9B	9C	10	11A	11B	11C	

If ordering a product "Less (LLL)" any attribute, values for each attribute must be provided.

Applicable only to Greenwich sectional with rose design

Specify only if different than outside style

Only required when deviating from the product's default. Specify only the deviated attribute(s).

Only required when deviating from the product's default. Specify only the deviated attribute(s).

Required if selecting one of the handed lever styles

EXAMPLE:

Inside lever design different than outside

Deviating from the KD default requires keying to be specified


LEBMS . GRW . P6 . 03 . 00A . 626 . 12 . LH . DT2-1/4 . EE . KA0BIT . S123

2
3
4
5A
5B
5C
6A
7
9A
9B
11A
11B

Thick door requires door thickness and extension to be specified

COMPLETE LOCKS CYLINDERS

Keyed locks are priced including the P6 cylinder with open keyway. Provided below are pricing adjustments based on other available cylinder types. For Primus and Primus XP cylinders, order lock less cylinder and order the Primus or Primus XP cylinder separately.



CYLINDERS	
P6	With mortise cylinder, Schlage Everest 29 S123, 6-pin Keyed Different as standard with two keys. For master keying, additional charge applies. Specify line item 50-210 per master-keyed lock.
Z	With mortise cylinder, Schlage Everest SL, 7-pin, factory master keyed only.
L	Less mortise cylinder
R	With cylinder, Schlage Everest 29 S123, 6-pin Full Size Interchangeable Core (FSIC). Keyway one bitted as standard with two keys
J	Less cylinder, Schlage 6-pin FSIC
T	T Construction core, Full Size Interchangeable Core (FSIC)
G	With cylinder, Schlage Everest 29 R, 7-Pin Small Format Interchangeable Core (SFIC). Factory master keyed with two keys as standard. Master keying must be specified.
B	Less cylinder, Schlage, Falcon, Competitive OEM's 7-pin SFIC
H	SFIC Keyed construction core , A non-refundable handling charge applies.
BDC	SFIC Disposable construction core

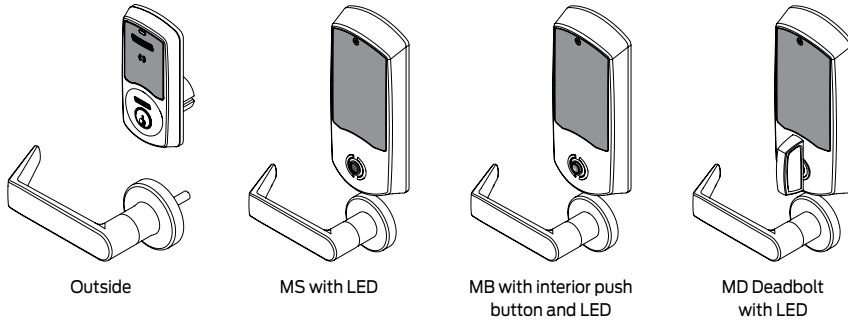
- For P, R, Z and GD, master keyed cylinders can be specified and will be shipped in lock packaging.
- For Master Key System Summary form which should accompany the master keyed order, see pages 301–306.
- Control Keys for installation/removal of interchangeable cores are not furnished and must be ordered separate.
- For additional assistance on Master Keying as well as restricted keyways please contact your local sales representative.

CYLINDER AND LENGTH REQUIREMENTS				
Cylinder type	Cylinder	Door thickness (+/- 1/8")		
		1-3/4"	2"	2-1/4"
Mortise cylinder	30-021 ³	1-1/4" (114), 1-3/8" (138), 1-1/2" (112)	1-3/8" (138), 1-1/2" (112), 1-5/8" (158)	1-1/2" (112), 1-5/8" (158), 1-3/4" (134)
FSIC	30-016 ⁴	1-1/2" (112)	1-1/2" (112)	1-1/2" (112)
SFIC	80-108 ⁴	1-3/8" (138)	1-3/8" (138)	N/A

- 112 Standard length will ship with lock.
- Product is Less Core, see page 90 for pricing.
- Cylinders include compression spring.
- Assumes EE (equally extended).
- Door thickness range supported: minimum 1-5/8" to maximum 2-3/8".
- Supports all functions (MS, MB, MD) for both ADD and GRW.


GREENWICH

LE MOBILE ENABLED WIRELESS LOCK



Outside

MS with LED

MB with interior push button and LED

MD Deadbolt with LED

1-3) SELECT CHASSIS/FUNCTION/STYLE

Check with access control software partner or PACS provider to verify function and/or mobile enabled version is supported by software.

Model number	Description	Price
LEBMS-GRW	Mobile enabled mortise with LED indicator: Storeroom function	\$2,068.00
LEBMB-GRW	Mobile enabled mortise with push button and LED: Privacy, Office, Apartment functions	\$2,121.00
LEBMD-GRW	Mobile enabled mortise deadbolt with LED: Privacy, Apartment functions	\$2,235.00
LEBSIMS-GRW	Mobile enabled mortise with HID Credential Secure Sector Compatibility with LED indicator: Storeroom function	\$2,219.00
LEBSIMB-GRW	Mobile enabled mortise with HID Credential Secure Sector Compatibility with push button and LED: Privacy, Office, Apartment functions	\$2,270.00
LEBSIMD-GRW	Mobile enabled mortise deadbolt with HID Credential Secure Sector Compatibility with LED: Privacy, Apartment functions	\$2,385.00

4) SELECT CYLINDER TYPE

For additional assistance on Master Keying as well as restricted keyways, please contact customer service.

		Price adjustment	
		Open	Restricted
△ ● P6	Mortise cylinder, Schlage® 6-pin, Everest 29 S123 standard	No charge	\$35.00
● Z	Mortise cylinder, Schlage Everest SL, 7-pin, factory master keyed only	N/A	\$35.00
L	Less mortise cylinder	-\$134.00	-\$134.00
□ ● R	SFIC with cylinder, Schlage 6-pin, Everest 29 S123 standard	\$118.00	\$155.00
J	Less SFIC, Schlage, 6-pin	No charge	No charge
T	SFIC construction core	\$118.00	N/A
□ ● G	SFIC with cylinder, Schlage 7-pin, Everest 29R standard, factory master keyed only	N/A	\$163.00
B	Less SFIC, Schlage, Falcon®, competitive OEM's, 7-pin	-\$16.00	-\$16.00
H	SFIC Keyed construction core	\$72.00	N/A
BDC	SFIC Disposable construction core	-\$16.00	N/A
50-231	Construction core handling charge (non-refundable)	\$16.60	N/A

 ● Master keyed cylinders will be shipped in lock package. To specify, send Master Keying System Summary form (see page 301) with order or go to kss.allegion.com.

△ For master keying, an additional charge of \$33.20 each applies. Specify line item 50-210.

□ Control keys for installation/removal of interchangeable cores are not furnished and must be ordered separate.

Maximum door thickness with SFIC Cylinder is 2", otherwise compatible with 1-3/4" to 2-1/4" doors.

5) SELECT OUTSIDE LEVER (Reference pages 76 and 77 to see style option images)

		Price adj.
03	Suites with Tubular style	No charge
06	Suites with Rhodes style	No charge
07	Suites with Athens style	No charge
17	Suites with Sparta style	No charge
LAT	Latitude	No charge
Standard options	01, 02, 05, 12, 18, LON, OME, ACC, AST, MER, 41, 42 (also 03, 06, 07, 17, and LAT)	No charge
M Collection options	M51, M52, M53, M54, M55, M56, M61 ¹ , M63, M81, M82, M83, M84, M85, ME1, ME2, ME3	\$33.00
8xx ²	Tactile Warning on standard levers available for 01, 02, 03, 05, 06, 07, 12, 17, and 18	\$81.00
8xx ²	Tactile Warning on M collection levers available for M51, M52, and M81	\$114.00

1. M61 is not offered in 612 finish.

2. Ordering instructions: Preface lever design code with 8. Example: 803 for 03, 851 for M51, etc.

Applied to exterior lever only unless otherwise specified. Not available with 643e finish.

6) SELECT OUTSIDE FINISH

		Price adj.
626	Satin Chrome	No charge
605	Bright Brass	\$97.00
606	Satin Brass	\$97.00

GREENWICH

LE MOBILE ENABLED WIRELESS LOCK

6) SELECT OUTSIDE FINISH		Price adj.
612	Satin Bronze (612 finish not available for 00C rose)	\$97.00
619	Satin Nickel	\$97.00
622	Matte Black	\$97.00
625	Bright Chrome	\$97.00
643e	Aged Bronze	\$97.00
626AM	Satin Chrome Antimicrobial	\$140.00

7) SELECT OUTSIDE ROSE		Price adj.
00A	2-1/8" (54 mm) diameter	Standard
00B	2-9/16" (65 mm) diameter	No charge
00C	2-5/8" (66 mm) diameter with bevel (Not available in 612 finish)	No charge
AVA	Decorative rose 2-5/8" (66 mm) diameter, supports ACC lever only	No charge
MER	Decorative rose 2-5/8" (66 mm) diameter, supports MER lever only	No charge

8) SELECT INSIDE LEVER (Specify only if different from Outside Lever.)		Price adj.
Standard options	01, 02, 03, 05, 06, 07, 12, 17, 18, LAT, LON, OME, ACC, AST, MER, 41, and 42	No charge
M Collection options ¹	M51, M52, M53, M54, M55, M56, M61, M63, M81, M82, M83, M84, and M85	\$33.00

1. \$33.00 price adder for M Collection levers only applies if outside lever is Standard.

9) SELECT INSIDE FINISH (Specify only if different from Outside Finish.)		Price adj.
See options in section 6. Upcharge only applies if outside finish is 626 and you are specifying a different inside finish.		\$97.00-\$140.00

10) SELECT INSIDE ROSE (Specify only if different from Outside Rose.)		Price adj.
See options in section 7.		No charge

11) SELECT HANDING (Field reversible)		Price adj.
RH	Right handed	Standard
LH	Left handed	No charge
RHR	Right handed reverse	No charge
LHR	Left handed reverse	No charge

12) SELECT STRIKE LIP LENGTH		Price adj.
10-136	1-3/16" lip length (MS and MB only)	Standard
10-136-112	1-1/2" lip length (MS and MB only)	No charge
10-136-134	1-3/4" lip length (MS and MB only)	\$46.00
10-072	1-3/16" lip length (MD only)	Standard
10-072-112	1-1/2" lip length (MD only)	No charge
10-072-134	1-3/4" lip length (MD only)	\$53.00

13) SELECT DOOR THICKNESS		Price adj.
134	1-3/4"	Standard
200	2"	\$86.00
214	2-1/4"	\$86.00

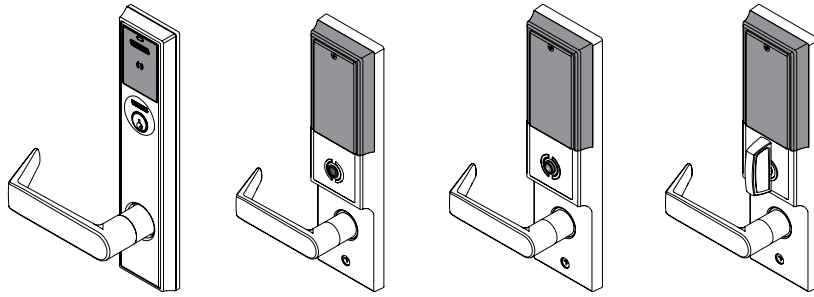
14) SELECT KEYING TYPE - For restricted keyways, see page 5.		Price adj.
Open keyway families (Mortise cylinder or FSIC)²		
S123	Everest 29 S (Key in Lever or FSIC)	Standard
C123	Everest C	No charge
C/CE/E/EF/F/FG/G	Classic Obverse	No charge
Restricted keyway families (Mortise cylinder or FSIC)²		
29T	Everest 29 T	\$35.00
D	Everest D	\$35.00
Classic Restricted	Quad, Numbered, Reverse	\$35.00
Restricted keyway families (SFIC)		
29R	Everest 29 R	No charge
B	Everest B	No charge

2. Full size key systems (Everest 29 S and T, Everest C and D, Obverse and Quad) are available in Primus and Primus XP key system and must be ordered separately. Lock should be ordered less cylinder and Primus cylinder should be a separate line item.

3. Everest Restricted Keyways require a Letter of Authorization submitted with the order. See sample Letter of Authorization on page 307.


ADDISON

LE MOBILE ENABLED WIRELESS LOCK



Outside

MS with LED

 MB with interior push
button and LED

 MD Deadbolt
with LED

1-3) SELECT CHASSIS/FUNCTION/STYLE

Check with access control software partner or PACS provider to verify function and/or mobile enabled version is supported by software.

Model number	Description	Price
LEBMS-ADD	Mobile enabled mortise with LED indicator: Storeroom function	\$2,136.00
LEBMB-ADD	Mobile enabled mortise with push button and LED: Privacy, Office, Apartment functions	\$2,189.00
LEBMD-ADD	Mobile enabled mortise deadbolt with LED: Privacy, Apartment functions	\$2,303.00
LEBSIMS-ADD	Mobile enabled mortise with HID Credential Secure Sector Compatibility with LED indicator: Storeroom function	\$2,287.00
LEBSIMB-ADD	Mobile enabled mortise with HID Credential Secure Sector Compatibility with push button and LED: Privacy, Office, Apartment function	\$2,338.00
LEBSIMD-ADD	Mobile enabled mortise deadbolt with HID Credential Secure Sector Compatibility with LED: Privacy, Apartment functions	\$2,453.00

4) SELECT CYLINDER TYPE

For additional assistance on Master Keying as well as restricted keyways, please contact customer service.

		Price adjustment	
		Open	Restricted
<input type="checkbox"/> ● P6	Mortise cylinder, Schlage® 6-pin, Everest 29 S123 standard	No charge	\$35.00
● Z	Mortise cylinder, Schlage 7-pin, Everest SL standard, factory master keyed only	N/A	\$35.00
L	Less mortise cylinder	-\$134.00	-\$134.00
<input type="checkbox"/> ● R	FSIC with cylinder, Schlage 6-pin, Everest 29 S123 standard	\$118.00	\$155.00
J	Less FSIC, Schlage, 6-pin FSIC	No charge	No charge
T	FSIC construction core	\$118.00	N/A
<input type="checkbox"/> ● G	SFIC with cylinder, Schlage 7-pin, Everest 29R standard, factory master keyed only	N/A	\$163.00
B	Less SFIC, Schlage, Falcon®, competitive OEM's, 7-pin	-\$16.00	-\$16.00
H	SFIC Keyed construction core	\$72.00	N/A
BDC	SFIC Disposable construction core	-\$16.00	N/A
50-231	Construction core handling charge (non-refundable)	\$16.60	N/A

 ● Master keyed cylinders will be shipped in lock package. To specify, send Master Keying System Summary form (see page 301) with order or go to kss.allegion.com.

△ For master keying, an additional charge of \$33.20 each applies. Specify line item 50-210.

 Control keys for installation/removal of interchangeable cores are not furnished and must be ordered separate.

Maximum door thickness with SFIC Cylinder is 2", otherwise compatible with 1-3/4" to 2-1/4" doors.

5) SELECT OUTSIDE LEVER (Reference pages 76 and 77 to see style option images)

		Price adj.
03	Suites with Tubular style	No charge
06	Suites with Rhodes style	No charge
07	Suites with Athens style	No charge
17	Suites with Sparta style	No charge
LAT	Latitude	No charge
Standard options	01, 02, 05, 12, 18, LON, OME, ACC, AST, MER, 41, 42 (also 03, 06, 07, 17, and LAT)	No charge
M Collection options	M51, M52, M53, M54, M55, M56, M61, M63, M81, M82, M83, M84, M85, ME1, ME2, ME3	\$33.00
8xx ¹	Tactile Warning on standard levers available for 01, 02, 03, 05, 06, 07, 12, 17, and 18	\$81.00
8xx ¹	Tactile Warning on M collection levers available for M51, M52, and M81	\$114.00

1. Ordering instructions: Preface lever design code with 8. Example: 803 for 03, 851 for M51, etc.

Applied to exterior lever only unless otherwise specified. Not available with 643e finish.

ADDISON

LE MOBILE ENABLED WIRELESS LOCK

6) SELECT OUTSIDE FINISH		Price adj.
626	Satin Chrome	No charge
605	Bright Brass	\$97.00
606	Satin Brass	\$97.00
612	Satin Bronze	\$97.00
619	Satin Nickel	\$97.00
622	Matte Black	\$97.00
625	Bright Chrome	\$97.00
643e	Aged Bronze	\$97.00
626AM	Satin Chrome Antimicrobial	\$140.00

7) SELECT OUTSIDE ROSE	Not applicable to Addison
-------------------------------	----------------------------------

8) SELECT INSIDE LEVER (Specify only if different from Outside Lever.)		Price adj.
Standard options	01, 02, 03, 05, 06, 07, 12, 17, 18, LAT, LON, OME, ACC, AST, MER, 41, 42	No charge
M Collection options ¹	M51, M52, M53, M54, M55, M56, M61, M63, M81, M82, M83, M84, M85	\$33.00

1. \$33.00 price adder for M Collection levers only applies if outside lever is Standard.

9) SELECT INSIDE FINISH ² (Specify only if different from Outside Finish.)		Price adj.
See options in section 6.		\$97.00–\$140.00

2. Upcharge only applies if outside finish is 626 and you are specifying a different inside finish.

10) SELECT INSIDE ROSE	Not applicable to Addison
-------------------------------	----------------------------------

11) SELECT HANDING (Field reversible)		Price adj.
RH	Right handed	Standard
LH	Left handed	No charge
RHR	Right handed reverse	No charge
LHR	Left handed reverse	No charge

12) SELECT STRIKE LIP LENGTH		Price adj.
10-136	1-3/16" lip length (MS and MB only)	Standard
10-136-112	1-1/2" lip length (MS and MB only)	No charge
10-136-134	1-3/4" lip length (MS and MB only)	\$46.00
10-072	1-3/16" lip length (MD only)	Standard
10-072-112	1-1/2" lip length (MD only)	No charge
10-072-134	1-3/4" lip length (MD only)	\$53.00

13) SELECT DOOR THICKNESS		Price adj.
134	1-3/4"	Standard
200	2"	\$86.00
214	2-1/4"	\$86.00

14) SELECT KEYING TYPE		Price adj.
Open keyway families (Mortise cylinder or FSIC)³		
S123	Everest 29 S (Key in Lever or FSIC)	Standard
C123	Everest C	No charge
C/CE/E/EF/F/FG/G	Classic Obverse	No charge
Restricted keyway families (Mortise cylinder or FSIC)^{3,4}		
29T	Everest 29 T	\$35.00
D	Everest D	\$35.00
Classic Restricted	Quad, Numbered, Reverse	\$35.00
Restricted keyway families (SFIC)⁵		
29R	Everest 29 R	No charge
B	Everest B	No charge

3. Full size key systems (Everest 29 S and T, Everest C and D, Obverse and Quad) are available in Primus and Primus XP key system and must be ordered separately. Lock should be ordered less cylinder and Primus cylinder should be a separate line item.

4. Everest Restricted Keyways require a Letter of Authorization submitted with the order. See sample Letter of Authorization on page 307.

5. For restricted keyways, see page 5.



PARTS AND ACCESSORIES

INSTALLATION TOOLS

Description	Specify	Price each
Universal clamp <ul style="list-style-type: none"> ▪ The universal clamp is necessary when using the remaining products to ensure hole placement accuracy ▪ The "Universal" (Clamp and DPS) products are for use in all CO, AD and LE product installations 	40-286	\$753.00
L/LE Series installation template	40-248	\$661.00
Universal mortise door position switch (DPS) installation template (For use with only LE-MD lock)	40-291	\$245.00
Mortise pocket filler (edge)	40-158	\$284.00

These installation tools function together and form a complete LE installation kit.

ENGAGE™ WIRELESS TEST KIT AND ACCESSORIES

Description	Specify	Price each
TKE - ENGAGE™ Test kit <ul style="list-style-type: none"> ▪ For use in pre-installation test applications ▪ Comes with 2 TKE Transponders, ENGAGE gateway, tripod, TKE gateway bracket, battery, and backpack carry case 	47271232	\$2,997.00
TKE Transponder	47269850	\$933.00
TKE Gateway bracket (Tripod adapter)	47269870	\$77.00

PARTS AND ACCESSORIES

LEVER AND KNOB KITS												
Extended factory lead time Specify handing		Available finishes										
Style	Lever and knob style	605	606	609	612	613	619	622	625	626	643e	626AM
Standard	01, 02, 03, 05, 06, 07, 12, 17, 18, 41, 42, OME	▪	▪	N/A	▪	N/A	▪	▪	▪	▪	▪	▪
	ACC, AST, MER, LAT, LON	▪	▪	N/A	N/A	N/A	▪	▪	▪	▪	▪	▪
Decorative	M51, M52, M53, M54, M55, M56, M61, M63, M81, M82, M83, M84, and M85, ME1, ME2, ME3	▪	▪	N/A	N/A	N/A	▪	▪	▪	▪	▪	▪
Description	Specify				Standard levers/knobs	M Collection levers						
	Part number	Lever/knob style	Finish	Door thickness								
Inside lever + bushing, mounting plate, screw pack, spanner wrench	09-402	.[Lever/knob]	.[Finish]	.[]	\$212.00	\$227.00						

Knobs and levers standard default is for 1-3/4" door. 2" and 2-1/4" door widths also available. Specify door thickness if not 1-3/4".

ROSE KITS (GREENWICH ONLY)												
Style	Lever and knob style	Available finishes										
		605	606	609	612	613	619	622	625	626	643e	626AM
Standard	00A, 00B, 00C	▪	▪	N/A	▪	N/A	▪	▪	▪	▪	▪	▪
Decorative	MER, AVA	▪	▪	N/A	N/A	N/A	▪	▪	▪	▪	▪	▪
Description	Specify				Standard and M Collection							
	Part number	Lever/knob style	Rose	Finish								
Inside rose (includes mounting plate and screws)	09-403	.[Lever/knob]	.[Rose]	.[Finish]	\$120.00							
Blank outside rose (not available MER or AVA)	09-508	.[Lever/knob]	.[Rose]	.[Finish]	\$120.00							

Lever design must be specified for proper bushing.

OUTSIDE GREENWICH LEVER/KNOB AND ROSE SUBASSEMBLIES												
Extended factory lead time Specify handing		Available finishes										
Style	Lever and knob style	605	606	609	612	613	619	622	625	626	643e	626AM
Standard	01, 02, 03, 05, 06, 07, 12, 17, 18, 41, 42, OME	▪	▪	N/A	▪	N/A	▪	▪	▪	▪	▪	▪
	ACC, AST, MER, LAT, LON	▪	▪	N/A	N/A	N/A	▪	▪	▪	▪	▪	▪
Decorative	M51, M52, M53, M54, M55, M56, M61, M63, M81, M82, M83, M84, and M85, ME1, ME2, ME3	▪	▪	N/A	N/A	N/A	▪	▪	▪	▪	▪	▪
Description	Specify				Standard levers/knobs	M Collection levers						
	Part number	Lever/knob style	Rose	Finish								
Outside lever/knob assembly for 00A, 00B or 00C rose	09-506	.[Lever/knob]	.[Rose]	.[Finish]	\$235.00	\$250.00						
Outside lever assembly for AST with Avanti rose or MER with Merano rose only	09-655	.[Lever/knob]	.[Rose]	.[Finish]	\$250.00	N/A						



PARTS AND ACCESSORIES

INSIDE SUBASSEMBLIES		FINISHES 605, 606, 612, 619, 622, 625, 626, 626AM, 643e		
Greenwich inside trim assembly without battery cover				
Description	Contents	Specify		Price each
		Part number	Finish	
Mobile enabled mortise deadbolt (BMD)	Complete trim minus battery cover, battery holder, and mounting screws	47270612	.[Finish]	\$787.00
Mobile enabled mortise with push button (BMB)		47270613	.[Finish]	\$781.00
Mobile enabled mortise with LED (BMS)		47270614	.[Finish]	\$764.00
Addison inside escutcheon assembly without battery cover				
Description	Contents	Specify		Price each
		Part number	Finish	
Mobile enabled mortise deadbolt (BMD)	Complete escutcheon minus battery cover, battery holder, and mounting screws	47270616	.[Finish]	\$862.00
Mobile enabled mortise with push button (BMB)		47270617	.[Finish]	\$854.00
Mobile enabled mortise with LED (BMS)		47270618	.[Finish]	\$848.00

BMD, BMB, and BMS subassemblies can be used to upgrade an existing LE lock to a LEB mobile enabled lock. This is the only part number needed.

OUTSIDE SUBASSEMBLIES		FINISHES 605, 606, 612, 619, 622, 625, 626, 626AM, 643e				
Greenwich trim						
Description	Contents	Specify		Price each		
		Part number	Finish			
Greenwich trim ¹	(1) Outside reader (electronics and trim) (1) Grounding spring (1) Harness (1) Cover (1) Back plate (2) Screws	L483-016	.[Finish]	\$659.00		
Addison escutcheon						
Description	Contents	Specify			Standard levers/knobs	M Collection levers
		Part number	Lever/knob style	Finish		
Addison escutcheon	(1) Outside reader (electronics and escutcheon) 47270612 (1) Harness (1) Lever	L483-017	.[Lever/knob]	.[Finish]	\$1,017.00	\$1,034.00
Addison escutcheon ²	(1) Outside reader (electronics and escutcheon) 47270612 (1) Harness	L483-051	-	.[Finish]	\$781.00	-

1. Does not support HID Secure Sector compatibility.
2. Lever not included.

PARTS AND ACCESSORIES

BATTERY PARTS		
Description	Specify	Price each
Battery harness	L483-039	\$15.00
Battery holder	N623-006	\$56.00
Greenwich battery cover with screw, washer, and magnet	L483-025	\$56.00
Addison battery cover with screw, washer, and magnet	L483-031	\$60.00

Description	FINISHES		Price each
	605, 606, 612, 619, 622, 625, 626, 626AM, 643e		
	Specify		
	Part number	Finish	
1-1/4" wide for 1-3/4" and larger door thicknesses (for MS, MB, MD)	09-666	.[Finish]	\$61.00

Description	Contents	FINISHES		Price each
		605, 606, 612, 619, 622, 625, 626, 626AM, 643e		
		Specify		
		Part number	Finish	
1-1/4" x 4-7/8" strike, 1-3/16" lip length, std. (MS and MB)	(1) Square corner strike (2) Screws (1) Strike box (includes DPS magnet)	10-136	.[Finish]	\$62.00
1-1/4" x 4-7/8" strike, 1-1/2" lip length (MS and MB)		10-136-112	.[Finish]	\$64.00
1-1/4" x 4-7/8" strike, 1-3/4" lip length (MS and MB)		10-136-134	.[Finish]	\$107.00
Strike box with magnet tray only (MS and MB)	-	L583-761	-	\$25.80
DPS magnet (For L583-761 only)	-	L583-760	-	\$25.80
1-1/4" x 4-7/8" strike, 1-3/16" lip length, std. (MD only)	(1) Square corner strike (2) Screws (1) Strike box	10-072	.[Finish]	\$37.00
1-1/4" x 4-7/8" strike, 1-1/2" lip length (MD only)		10-072-112	.[Finish]	\$37.00
1-1/4" x 4-7/8" strike, 1-3/4" lip length (MD only)		10-072-134	.[Finish]	\$94.00
Strike box only (MD only)	-	K510-066	-	\$11.20

Cylinder only	FINISHES				
	605, 606, 612, 619, 622, 625, 626, 626AM, 643e				
	Specify			Price each	
	Part number	Finish	Cyl. Length	Open	Restricted
Conventional (non-Everest, non-Primus), 1-1/2" length	30-021-112	.[Finish]	.112	\$149.00	\$183.00
Primus controlled access, 1-1/2" length	20-793-112	.[Finish]	.112	\$293.00	
Primus XP controlled access, 1-1/2" length	20-793-112-XP	.[Finish]	.112	\$293.00	
Primus UL 437, 1-1/2" length	20-593-112	.[Finish]	.112	\$339.00	
Primus XP UL 437, 1-1/2" length	20-593-112-XP	.[Finish]	.112	\$339.00	

1-1/2" cylinders support 1-3/4" through 2-1/4" door thickness.

If 1-3/4" thick door, a 1-3/8" cylinder can be used by designating 138 in place of 112 in table above. If this is done deduct \$25.00 from list price in table.



PARTS AND ACCESSORIES

CYLINDER HOUSING WITHOUT CORE	FINISHES			Price each
	605, 606, 609, 612, 613, 619, 622, 625, 626, 643e			
	Specify			
Cylinder type	Part number	Finish	Cyl. Length	
FSIC	30-016	.[Finish]	.112	\$139.00
SFIC ^{1,2}	80-108	.[Finish]	.138	\$119.00

1. Cylinders include compression spring.
2. Not available for 2-1/4" door thickness.

MORTISE CHASSIS AND WIRE HARNESES		
Description	Specify	Price each
Chassis with harness (MS and MB only)	L483-000	\$1,319.00
Chassis with harness (MD only)	L483-001	\$1,592.00
Chassis harness with RX module switch	L483-007	\$169.00
Reader harness	L483-018	\$49.00
DPS kit (external, MD only) Contains: magnet, switch, and harness	L483-055	\$60.00

DOOR PARTS		
Description	Specify	Price each
(2) Spacers for ANSI A115.1 metal door preparations	L283-029	\$61.00

KNOB PARTS		
Description	Specify	Price each
(1) Pack of truarc ring, (2) spacer, knobs	K110-550	\$14.50
Mounting plate, inside knob	L583-321	\$12.20

LEVER PARTS		
Description	Specify	Price each
Pack of 20 truarc rings, levers	L283-030	\$36.10
(1) Mounting post (ferrule) for 1-3/4" door thickness	L583-212	\$19.30
(1) Mounting post (ferrule) for 2" door thickness	L583-213	\$19.30
(1) Mounting post (ferrule) for 2-1/4" door thickness	L583-214	\$19.30
Mounting plate, inside lever	L283-031	\$32.90
Spring cage (1 required per lever)	L283-040	\$16.20
Mounting plate screw (2 required per lock)	L583-066	\$2.20
Spindles and springs for 1-3/4" to 1-7/8" doors (2 each)	L283-198	\$26.30
Spindles and springs for 2" to 2-1/4" doors (2 each)	L283-199	\$31.10
Spindle and spring for 1-3/4" to 1-7/8" doors (qty: 1-2 required per lock)	L283-060	\$13.10
Spindle and spring for 2" to 2-1/4" doors (qty: 1-2 required per lock)	L283-061	\$16.20

PARTS AND ACCESSORIES

SCREW PACKS		FINISHES 605, 606, 612, 619, 625, 626, 626AM, 643e		
Description	Contents	Specify		Price each
		Part number	Finish	
Greenwich screw pack	(2) Reader-mount screws (not finished) (1) Tamper-resistant battery screw (1) Battery cover washer	L483-047	-	\$22.00
Addison screw pack	(1) Each Phillips and tamper-resistant bottom screw (2) Reader-mount screws (not finished) (1) Tamper-resistant battery screw (1) Battery cover washer	L483-048	.[Finish]	\$35.00
Lock case screws	(2) C603-256, #12-24 WMS PFH	C203-736	-	\$11.00
Strike screws	(2) C603-256, #12-24 WMS PFH.	C203-736	-	\$11.00
Armor front screws	(2) K510-210, #8-32 x 1/4" MS PFH	K110-020	-	\$5.50
Battery cover screw (10 pack)	(10) 24361818 battery cover screw, #4-40 x 1/4" PH (10) L783-036 battery cover captive washer	L483-066	-	\$34.00

* Consult Customer Care.

CHASSIS TORX® SCREW PACKS		FINISHES 605, 606, 612, 619, 625, 626, 626AM, 643e		
Description	Contents	Specify		Price each
		Part number	Finish	
Tamper-resistant Torx screw pack for standard L screws	(2) Armor screws, #8-32 x 1/4" (T-15) (2) Strike screws, #12-24 x 1/2" (T-20) (1) Each T-15 and T-20 installation tool	L283-121	-	\$36.90
Backplate screw pack with grounding spring	(1) L783-029, grounding spring (6) F605-416, #6-32 x 3/8" TFH	L483-048	.[Finish]	\$35.00

Contents

NDE Lock Overview	92
How to order.....	93
NDE Lock Functions	95
NDE Lock Styles.....	96
NDE Lock Configure a product.....	97
Cylinders	98
Style options	99
Less components.....	99
NDE Wireless lock cylindrical	100
NDE Lock Parts	103
Outside escutcheon subassembly	103
Inside escutcheon subassembly.....	103
Reader PCBA	103
Battery holder kit.....	103
Levers and related components.....	103
Latches and related components.....	104
Strikes.....	105
Competitor core/compatibility parts.....	105
Reinforcements	105
Motorized chassis assembly	105
Tailpieces.....	106
Main wire harness.....	106
Inside baseplate	106
Spring cages	106
Door position sensor kit	106
Conversion kits.....	106
Screws.....	107
Screw packs.....	107
Torx® Screw packs	107
Cylinder reference table.....	107
ENGAGE™ Wireless test kit.....	107
Installation tools	107

Finish codes and descriptions

BHMA code	Description
605	Bright Brass
606	Satin Brass
612	Satin Bronze
619	Satin Nickel
622	Matte Black
625	Bright Chromium Plated
626	Satin Chrome
626AM	Satin Stainless Steel, Antimicrobial
643e	Aged Bronze

Standard features



Certification	ANSI/BHMA Certified A156.25-2013, A156.2-2011, Series 4000, Grade 1, UL 294, UL 10C
Latch	1-1/8" x 2-1/4", Square corner faceplate, 1" housing diameter, 1/2" throw
Strike	1-1/4" x 4-7/8", ANSI Square corner, no box
Backset	2-3/4"
Cylinder	6-pin solid brass, keyed 6-pin, S123 keyway, keyed different (KD)
Door range	Comes set for 1-3/4" thick doors. Can be field adjusted for doors 1-5/8"-2" thick
Keys	Two nickel silver cut keys per lock, 6-pin, S123 section

HOW TO ORDER

REQUIRED FIELDS

FACTORY DEFAULT AND OPTIONS

NDEB . J . LAT . 626AM . SPA . 605 . 13-247 . 47267101 . S123 . K510-066

1. Series (Vandlgard only)

- NDEB Mobile enabled cylindrical lock (with interior pushbutton with indicator)
- NDEBSI Mobile enabled cylindrical lock with HID credential secure sector compatibility (with interior pushbutton with indicator)

2. Cylinder type

- P6 Schlage KIL format
- For all options see NDE ordering pages

3. Outside lever¹

- ATH Athens
- BRK Boardwalk
- BRW Broadway
- LAT Latitude
- LON Longitude
- OME Omega
- RHO Rhodes
- SPA Sparta
- TLR Tubular

¹Tactile warning available - see Lever Designs on page 96

4. Outside finish

- | | | | |
|-------|---|------|---------------|
| 605 | Bright Brass | 622 | Matte Black |
| 606 | Satin Brass | 625 | Bright Chrome |
| 612 | Satin Bronze | 626 | Satin Chrome |
| 619 | Satin Nickel | 643e | Aged Bronze |
| 626AM | Satin Chrome
(Antimicrobial Coating) | | |

5. Inside lever (specify only if different from outside lever)

- See options under 3 above
- Omega (OME) levers are very close to the escutcheon when rotated
 - consider Sparta (SPA) levers as a substitute
- Tactile levers not available for inside lever

6. Inside finish (specify only if different from outside lever)

See options under 4 above

7. Latch

- 13-247 2-3/4" backset; 1/2" throw bolt; 1-1/8" x 2-1/4" faceplate (standard for both series)
- For all options see NDE ordering pages

8. Strike

- NDEB 47267101 – 1-1/4" x 4-7/8" with 1-3/16" lip (10-025 with retained screws)
- For all options see NDE ordering pages

9. Keyway

- S123 Everest 29 (standard for both series)
- For all options see NDE ordering pages

10. Additional options

For all options see NDE ordering pages



Customer service	Technical support
<ul style="list-style-type: none"> Order status Credit returns of non-defective products General sales questions <p>USA Allegion_Orders@allegion.com CAN Canada.CustomerService@allegion.com</p>	<ul style="list-style-type: none"> Technical questions/issues Returns of defective products Repairs <p>USA Electronic_Lock_TechProdSupport@allegion.com CAN Canada.TechServices@allegion.com</p>

Common pricing information	
1.	Locks are furnished with standard features unless otherwise specified.
2.	Door thickness is 1-3/4".
3.	Split finishes and designs will be priced at the highest list price of the design and/or finish.
4.	Engineering specials are denoted by a part number beginning with "X" and are not subject to standard discounting.
5.	∞ denotes a lock or part that requires an extended lead time.
6.	For all restricted keyways (Everest B, D, 29R, and 29T, also Quad, Numbered, and Reversed) add \$35.00 . This does not apply to Primus cylinders. See page 5 for ordering information and requirements.
7.	Locks, keys, and cylinders containing restricted keyways require additional documentation to order. Please see page 5 for the specific requirements.
8.	Keyway must be specified for keyed functions and cylinders. If not specified, default keyway will be S123 for KA, KD, and 0-bitted product and S145 for Factory managed masterkey systems.
9.	Multiple keying options are available. Locks and cylinders are furnished KD unless otherwise specified or excepted by notation.
10.	Control Keys for permanent and construction cores are not included with the lock or cylinder and must be ordered separately.
11.	Locks specified with "C" keyway and KD or 0-bitted will receive 6-pin cylinders (keyed 5) with 5 pin keys.
12.	Full Size Interchangeable Cores (FSIC) are furnished 1-bitted unless otherwise specified. If 0-bitted is selected, the order will be entered as 1-bitted. This does not apply to FSIC Primus® cores.
13.	Conventional cylinders, Primus cylinders (conventional and FSIC) can be supplied 0-bitted. If 1-bitted is selected, the order will be entered as 0-bitted.
14.	Available plug face finishes are 606, 622, 626, and 643e.

XE360™ SERIES
 SCHLAGE CONTROL®
 LE LOCK
 NDE LOCK
 AD SERIES NETWORKED
 AD SERIES STANDALONE
 AD SERIES PARTS
 CO SERIES STANDALONE
 CO SERIES PARTS



ANSI/BHMA Certified A156.25-2013, A156.2-2011, Series 4000, Grade 1, UL 294, UL 10C

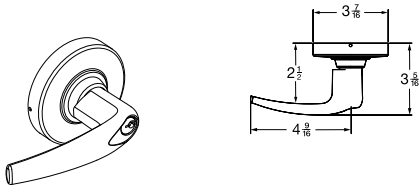
NDEB AND NDEBSI - INTERIOR PUSH BUTTON (FUNCTION SELECTABLE VIA ENGAGE™ MOBILE APP)	
Storeroom/ Classroom	Lockset is normally secure with outside lever disengaged. Valid normal credential or key momentarily unlocks door. Valid toggle credential may be used to change to a passage or secured state. Interior push button on inside housing confirms state of the lock via LED indicator. A mechanical key will retract the latch. Inside lever always allows free egress.
Office	Lockset is normally secure with outside lever disengaged. Valid normal credential or key momentarily unlocks door. Valid toggle credential may be used to change to a passage or secured state. Interior push button on inside housing can be used to select a passage or secured state and confirms state of the lock via LED indicator. A mechanical key will retract the latch. Inside lever always allows free egress. Meets the need for lockdown function for safety and security.
Privacy	Lockset is normally secure with outside lever disengaged. Valid normal credential or key momentarily unlocks door. Valid toggle credential may be used to change to a passage or secured state. Interior pushbutton on inside housing may be used to select a privacy status. The interior pushbutton will disable normal electronic access from the exterior and confirms state of the lock via LED indicator. Opening the door or pressing the interior pushbutton a second time on the inside housing deactivates the privacy status. A mechanical key will always retract the latch. Inside lever always allows free egress. Door position sensor required for function.
Apartment	Lockset is normally secure with outside lever disengaged. Valid normal or toggle credential is used to change to a passage or secured state. Interior pushbutton on inside housing may be used to select a passage or secured state and confirms state of the lock via LED indicator. Opening the door or pressing the interior pushbutton a second time causes the lockset to toggle to passage. While in passage mode, the lockset can only be secured while the door is closed by pressing the interior pushbutton or using a normal credential on the exterior. A mechanical key will retract the latch. Inside lever always allows free egress. Door position sensor required for function.



LEVER DESIGNS

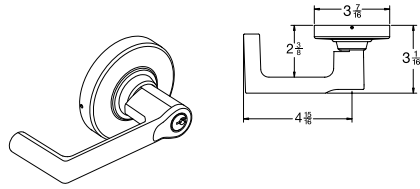
ATHENS (ATH)

Tactile option: 8AT (milled)



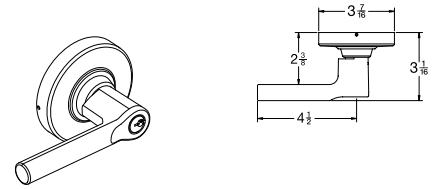
BOARDWALK (BRK)

Tactile option: 8BK (knurled)



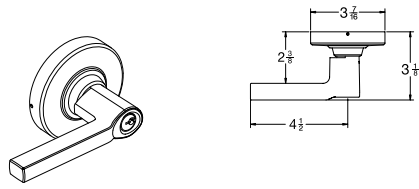
BROADWAY (BRW)

Tactile option: 8BY (knurled)



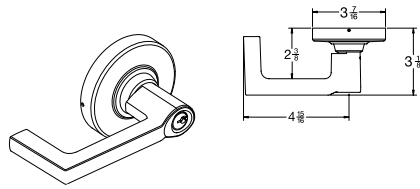
LATITUDE (LAT)

Tactile option: 8LT (milled)

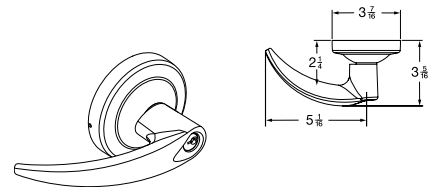


LONGITUDE (LON)

Tactile option: 8LN (milled)

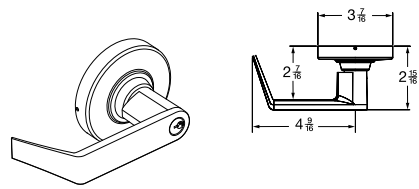


OMEGA (OME)



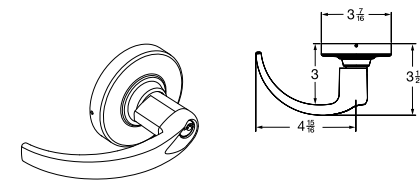
RHODES (RHO)

Tactile option: 8RO (milled)



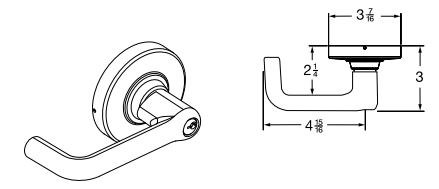
SPARTA (SPA)

Tactile option: 8SP (milled)



TUBULAR (TLR)

Tactile option: 8TR (knurled)



COMMERCIAL LEVER SUITING

NDE Levers	AD/CO Levers	ND Levers	L Lock Levers	98/99 Exit	ALX Lock	S Lock	F Lock
Athens	Athens	Athens	07	07	Athens	Jupiter	-
Sparta	Sparta	Sparta	17	17	Sparta	Neptune	Jazz
Rhodes	Rhodes	Rhodes	06	06	Rhodes	Saturn	Elan
Tubular	-	Tubular	-	-	Tubular	-	-
Omega	-	Omega	-	-	Omega	-	-
Latitude	-	Latitude	Latitude	Latitude	Latitude	-	Latitude
Longitude	-	Longitude	Longitude	Longitude	Longitude	-	-
Broadway	-	Broadway	-	-	Broadway	-	-
Boardwalk	-	Boardwalk	-	-	Boardwalk	-	-

You can **configure and price a full range of products** using the tables and rules shown in this section.

The pricing of locks in this section includes the P6 cylinder in an open keyway (where applicable), default latch, strike, and a 1-3/4" thick door. Additional modifications are available using the rules and price adjustments on the subsequent pages.

How to order:

- All applicable product attributes must be provided in the order shown below
- Each value must separated by a period
- If requesting a product "Less (LLL)" any attribute, the entire detailed ACN must be provided
- Fractions will be written with the "/" symbol separating the numerator and the denominator (example 1/2)
- For dimensions that contain a whole number and a fraction, a hyphen "-" will be added after the whole number and before the fraction (example 2-1/4)
- For two dimensions represented together, such as length and width, the values would be separated by an "x" with no spaces
- Finishes should be listed using their BHMA finish as shown in this book

Quantity	Brand	Series	Cylinder	Outside lever design	Outside finish	Inside lever design	Inside finish	Backset & latch	Strike	Strike lip length	Options	Keying		
												Keying code	Keyway	Pack keys independently
1	2	3	4A	4B	5A	5B	6	7	8	9	10A	10B	10C	

Specify only if different than outside style
Only required when deviating from the product's default. Specify only the deviated attribute(s).
Only required when deviating from the product's default. Specify only the deviated attribute(s).

If ordering a product "Less (LLL)" any attribute, values for each attribute must be provided.

EXAMPLE:

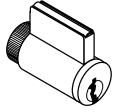
NDEB . P6 . SPA . 626 . **RHO** . 13-247 . 47267101

2
3
4A
4B
5A
6
7

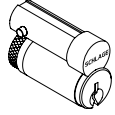
↑
Inside lever design different than outside

COMPLETE LOCKS CYLINDERS

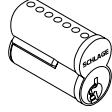
Keyed locks are priced including the P6 cylinder with open keyway. Provided below are pricing adjustments based on other available cylinder types. For Primus and Primus XP cylinders, order lock less cylinder and order the Primus or Primus XP cylinder separately.



KIL Format



FSIC Format



SFIC Format

CYLINDERS	
P6	Conventional 6-pin cylinder
Z	Everest SL Conventional cylinder, 7-pin
L	Less conventional cylinder
R	FSIC (Full size interchangeable core)
T	FSIC - Construction core ²
J	Less FSIC
G	SFIC (Small format interchangeable core) 7-pin
H	SFIC Keyed construction core ²
BDC	SFIC Disposable construction core
B	Less SFIC
J-MED ⓘ	Less FSIC - Medeco® (ATH, SPA, RHO and TLR only)
J-CO6 ⓘ	Less FSIC – Corbin Russwin® (6-pin) (ATH, SPA, RHO, and TLR only)
J-CO7 ⓘ	Less FSIC – Corbin Russwin (7-pin) (SPA only)
J-SAR ⓘ	Less FSIC – Sargent® (ATH, SPA, RHO, and TLR only)
J-YA6 ⓘ	Less FSIC – Yale® 1210 or Medeco 31*0100 (6-pin) (ATH, SPA, RHO, and TLR only)
J-YA7 ⓘ	Less FSIC – Yale (7-pin) (SPA only)
L-SAR ⓘ	Less Conventional, Sargent (ATH, SPA, RHO, and TLR only)
L-COR ⓘ	Less Conventional, Corbin Russwin (ATH, SPA, RHO, and TLR only)

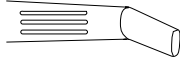
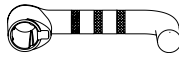
ⓘ Extended lead time

1. Competitor lever designs come in finishes 626 standard, and 605, 606, 612, 619, 625, 643e, and 626AM with extended lead times.
2. For P, R, and G -Master Keyed cylinders can be specified and will be shipped in lock packaging.
3. For Master Key System Summary form which should accompany the master keyed order, see pages 301–306.
4. For Master Keying, additional line item 50-210 is required for Classic and Everest cylinders.
5. Control Keys for installation/removal of interchangeable cores are not furnished and must be ordered separate.
6. Spring cages and tailpieces are different based on the type of cylinder and chassis selected. Please see the [NDE Series Parts Guide](#) for more information.
7. The NDE Lock accepts many popular models of standard, SFIC, and FSIC cylinders. See pricebook for specific configurations.
8. For additional assistance on Master Keying, as well as restricted keyways, please contact your local sales representative.

COMPLETE LOCKS STYLE OPTIONS

Specify on order only if requesting an option other than the default.

- Tactile levers applied to exterior lever only unless otherwise specified.
- Not available with 643e finish.

MILLED PATTERN	KNURLED PATTERN	OPTIONAL	
		Specify	Price adjustment per lever

TACTILE WARNING				
Athens tactile lever	Milled	N/A	8AT	\$77.00
Boardwalk tactile lever	N/A	Knurled	8BK	\$77.00
Broadway tactile lever	N/A	Knurled	8BW	\$77.00
Latitude tactile lever	Milled	N/A	8LT	\$77.00
Longitude tactile lever	Milled	N/A	8LN	\$77.00
Omega tactile lever	N/A	N/A	N/A	N/A
Rhodes tactile lever	Milled	N/A	8RO	\$77.00
Sparta tactile lever	Milled	N/A	8SP	\$77.00
Tubular tactile lever	N/A	Knurled	8TR	\$77.00

COMPLETE LOCKS LESS COMPONENTS

Deductions are applied to complete lock prices. When requesting a product “Less (LLL)” any attribute, the entire detailed ACN must be provided.

LOCKS LESS COMPONENTS		
Description	Specify	Price adjustment
Less each lever	LLL	-\$39.00
Less latch	LLL	-\$59.00

CYLINDRICAL

NDE MOBILE ENABLED WIRELESS LOCK



NDE

1) SELECT PRODUCT SERIES		Price
NDEB	Mobile enabled cylindrical lock (with interior pushbutton with indicator) with Vandlgard	\$1,643.00
NDEBSI	Mobile enabled cylindrical lock with HID credential secure sector compatibility (with interior pushbutton with indicator) with Vandlgard	\$1,818.00

2) SELECT CYLINDER TYPE		Price adjustment	
		Open	Restricted
<input type="checkbox"/> ● P6	With Cylinder, Schlage®, Everest 29 S123, 6-pin KIL standard	No charge	\$35.00
<input type="checkbox"/> ● Z	With Cylinder, Schlage, Everest SL, 6-pin KIL, factory master keyed only	N/A	\$35.00
<input type="checkbox"/> L	Less Cylinder, Schlage, 6-pin KIL	-\$106.00	-\$106.00
<input type="checkbox"/> ● R	With Cylinder, Schlage 6-pin, Everest 29 S123 standard, FSIC	\$118.00	\$155.00
<input type="checkbox"/> J	Less Cylinder, Schlage, 6-pin FSIC	-\$63.00	-\$63.00
<input type="checkbox"/> T	FSIC construction core	\$118.00	N/A
<input type="checkbox"/> ● G	SFIC with cylinder, Schlage 7-pin, Everest 29R standard, factory master keyed only	N/A	\$134.00
<input type="checkbox"/> B	Less SFIC, Schlage, Falcon®, competitive OEM's, 7-pin	-\$63.00	-\$63.00
<input type="checkbox"/> ○ L-CO6	Less Cylinder, Corbin Russwin® KIL, 6-pin KIL	No charge	No charge
<input type="checkbox"/> ○ L-SAR	Less Cylinder, Sargent® (10L + 11L), 6-pin KIL	No charge	No charge
<input type="checkbox"/> ○ J-SAR	Less Cylinder, Sargent 6300, 6-pin FSIC	No charge	No charge
<input type="checkbox"/> ○ J-CO6	Less Cylinder, Corbin® 8000, 6-pin FSIC	No charge	No charge
<input type="checkbox"/> ○ J-CO7	Less Cylinder, Corbin 8000-7, 7-pin FSIC (Only RHO, 8RO, SPA, 8SP lever styles)	No charge	No charge
<input type="checkbox"/> ○ J-MED	Less Cylinder, Medeco® 32*0201, 6-pin FSIC (Only RHO, 8RO, SPA, 8SP lever styles)	No charge	No charge
<input type="checkbox"/> ○ J-YA6	Less Cylinder, Yale® 1210 or Medeco 31*0100, 6-pin FSIC	No charge	No charge
<input type="checkbox"/> ○ J-YA7	Less Cylinder, Yale 1220, 7-pin FSIC (Only RHO, 8RO, SPA, 8SP lever styles)	No charge	No charge
<input type="checkbox"/> H	SFIC Keyed construction core	\$37.00	N/A
<input type="checkbox"/> BDC	SFIC Disposable construction core	-\$63.00	N/A
<input type="checkbox"/> 50-231	Construction core handling charge (non-refundable)	\$16.60	N/A

● Master Keyed cylinders can be specified and will be shipped in lock packaging. For Master Keying System Summary form which should accompany the master keyed order, see page 301.

△ For master keying, an additional charge of \$33.20 each applies. Specify line item 50-210.

□ Control keys for installation/removal of interchangeable cores are not furnished and must be ordered separate.

○ Not available on BRK, BRW, LAT, or LON.

For additional assistance on Master Keying as well as restricted keyways, please contact customer service.

3) SELECT OUTSIDE LEVER		Price adj.
LLL	Less each lever	-\$39.00
SPA	Sparta	No charge
RHO	Rhodes	No charge
ATH	Athens	No charge
TLR	Tubular	No charge
OME	Omega	No charge
LAT	Latitude	No charge
LON	Longitude	No charge
BRW	Broadway	No charge
BRK	Boardwalk	No charge
Tactile options	(8AT, 8LT, 8LN, 8RO, 8SP, 8BK, 8BW, 8TR)	\$77.00

Credentials available, see pages 17-22.

CYLINDRICAL

NDE MOBILE ENABLED WIRELESS LOCK

4) SELECT OUTSIDE FINISH		Price adj.
626	Satin Chrome	No charge
605 [Ⓢ]	Bright Brass	\$97.00
606 [Ⓢ]	Satin Brass	\$97.00
612 [Ⓢ]	Satin Bronze (00C rose not available in 612 finish)	\$97.00
619 [Ⓢ]	Satin Nickel	\$97.00
622 [Ⓢ]	Matte Black	\$97.00
625 [Ⓢ]	Bright Chrome	\$97.00
643e [Ⓢ]	Aged Bronze	\$97.00
626AM [Ⓢ]	Satin Chrome Antimicrobial	\$140.00

[Ⓢ] Extended lead time on all finishes except 626.

5) SELECT INSIDE LEVER (Specify only if different from Outside Lever.)		Price adj.
LLL	Less each lever	-\$39.00
SPA	Sparta	No charge
RHO	Rhodes	No charge
ATH	Athens	No charge
TLR	Tubular	No charge
OME	Omega	No charge
LAT	Latitude	No charge
LON	Longitude	No charge
BRW	Broadway	No charge
BRK	Boardwalk	No charge
Tactile options	(8AT, 8LT, 8LN, 8RO, 8SP, 8BK, 8BW, 8TR)	\$77.00

Credentials available, see pages 17–22.

6) SELECT INSIDE FINISH ¹ (Specify only if different from Outside Finish.)		Price adj.
626	Satin Chrome	No charge
605 [Ⓢ]	Bright Brass	\$97.00
606 [Ⓢ]	Satin Brass	\$97.00
612 [Ⓢ]	Satin Bronze	\$97.00
619 [Ⓢ]	Satin Nickel	\$97.00
622 [Ⓢ]	Matte Black	\$97.00
625 [Ⓢ]	Bright Chrome	\$97.00
643e [Ⓢ]	Aged Bronze	\$97.00
626AM [Ⓢ]	Satin Chrome Antimicrobial	\$140.00

1. Charge only applies if outside finish is 626 and you are specifying a different inside finish.

[Ⓢ] Extended lead time on all finishes except 626.

7) SELECT BACKSET AND LATCH BOLT		Price adj.
LLL	Less Latch	-\$59.00
13-247	2-3/4" Backset, deadlatch, square corner, 1-1/8" x 2-1/4"	Standard
14-042	2-3/4" Backset, deadlatch anti-friction fire door latch, square corner	\$306.00
14-047	2-3/8" Backset, deadlatch square corner, 1-1/8" x 2-1/4"	No charge
14-048	2-3/8" Backset, deadlatch square corner, 1" x 2-1/4"	No charge



NDE WIRELESS ELECTRONIC

MOBILE ENABLED CYLINDRICAL LOCK

8-9) SELECT STRIKE PLATE AND STRIKE LIP LENGTH		Price adj.
47267101 ^{1,2}	1-3/16" Lip, ANSI, no box, 1-1/4" x 4-7/8" (10-025 with retained screws)	Standard
10-016 ²	1-1/8" Lip, square corner, T-strike, fire door latch	\$30.00
C603-623	Dust box for T-strike, 10-013	No charge
B502-853	Deep dust box for T-strike, 10-016	No charge
K510-066	Box for ANSI strike (Must be specific)	No charge

- 1-3/8" Lip available, must specify 1-3/8" Lip \$48.00. 1-1/2" Lip available, must specify 1-1/2" Lip \$48.00.
- DPS magnet requires prep and install beneath strike.

10) SELECT KEYING TYPE		Price adj.
Open keyway families: KIL or FSIC³		
S123	Everest 29 S (Key in Lever or FSIC)	Standard
C123	Everest C	No charge
C/CE/E/EF/F/FG/G	Classic Obverse	No charge
Restricted keyway families: KIL or FSIC^{3,4}		
29T	Everest 29 T	\$35.00
D	Everest D	\$35.00
Classic Restricted	Quad, Numbered, Reverse	\$35.00
Restricted keyway families: SFIC⁵		
29R	Everest 29 R	No charge
B	Everest B	No charge

3. Full size key systems (Everest 29 S and T, Everest C and D, Obverse and Quad) are available in Primus and Primus XP key system and must be ordered separately. Lock should be ordered less cylinder and Primus cylinder should be a separate line.
4. Everest restricted keyways require a Letter of Authorization to be submitted with the order. See page 307 for sample Letter of Authorization.
5. Master keyed cylinders can be specified and will be shipped in lock packaging. For Master Keying System Summary form which should accompany the master keyed order, see page 301.

PARTS AND ACCESSORIES

OUTSIDE ESCUTCHEON SUBASSEMBLY		FINISHES 605, 606, 612, 619, 625, 626, 626AM, 643e			
Description	Contents	Specify		Price each	
		Part number	Finish		
Outside escutcheon subassembly (without reader PCBA)	(3) #6-32 x .25 FH PD TC screws (1) Outside RF window assembly (1) Outside backplate	(1) Outside escutcheon (1) Adjustment spring	N223-045	.[Finish]	\$176.00

INSIDE ESCUTCHEON SUBASSEMBLY		FINISHES 605, 606, 612, 619, 625, 626, 626AM, 643e			
Description	Contents	Specify		Price each	
		Part number	Finish		
NDEB Inside escutcheon assembly (with main PCBA) - Upgrades NDE80 product	(1) Inside escutcheon (1) Door position sensor (1) Inside label	(1) RF window (1) Main PCB module	47278749	.[Finish]	\$784.00
Inside battery cover	(1) Battery cover		N623-007	.[Finish]	\$65.00

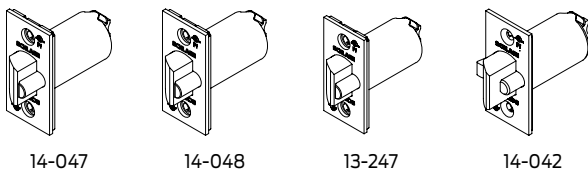
READER PCBA	Specify	Price each
Reader PCBA (Does not support HID secure sector compatibility)	N223-046	\$585.00

BATTERY HOLDER KIT		Specify	Price each
Description	Contents		
Battery holder kit	(1) Battery tray assembly (1) Battery strap	N223-044	\$44.00

LEVERS AND RELATED COMPONENTS		FINISHES 605, 606, 612, 619, 625, 626, 626AM, 643e			
Description		Specify		Price each	
		Part number	Lever style		Finish
FSIC Core driver		N523-127	-	.[Finish]	\$4.90
SFIC Core driver		N523-091	-	.[Finish]	\$19.80
SFIC Core driver and spacer		09-774	-	.[Finish]	\$24.50
SFIC Core spacer - Spacer required for 6-pin, no spacer required for 7-pin		D500-000	-	.[Finish]	\$2.80
New product manufactured on or after February 1, 2017 (reference serial number label on product)					
Lever - Closed; ATH, RHO, SPA, OME, TLR		03-230	.[Lever]	.[Finish]	\$223.00
Lever - Closed; 8AT, 8RO, 8SP, 8TR		03-230	.[Lever]	.[Finish]	\$300.00
Lever - Cylinder - Schlage KIL; ATH, RHO, SPA		03-231	.[Lever]	.[Finish]	\$223.00
Lever - Cylinder - Schlage FSIC; ATH, RHO, SPA		03-232	.[Lever]	.[Finish]	\$223.00
Lever - Cylinder - Schlage SFIC; ATH, RHO, SPA		03-200	.[Lever]	.[Finish]	\$223.00
Lever - Cylinder - Schlage SFIC - Broadway		47258039	-	.[Finish]	\$223.00
Lever - Cylinder - Schlage SFIC - Boardwalk		47258040	-	.[Finish]	\$223.00
Lever - Cylinder - Schlage SFIC - Latitude		47258041	-	.[Finish]	\$223.00
Lever - Cylinder - Schlage SFIC - Longitude		47258042	-	.[Finish]	\$223.00
Lever - Cylinder - Schlage SFIC - Broadway (Tactile)		47260537	-	.[Finish]	\$300.00
Lever - Cylinder - Schlage SFIC - Boardwalk (Tactile)		47260538	-	.[Finish]	\$300.00
Lever - Cylinder - Schlage SFIC - Latitude (Tactile)		47260539	-	.[Finish]	\$300.00
Lever - Cylinder - Schlage SFIC - Longitude (Tactile)		47260540	-	.[Finish]	\$300.00

PARTS AND ACCESSORIES

LEVERS AND RELATED COMPONENTS	FINISHES 605, 606, 612, 619, 625, 626, 626AM, 643e				
	Description	Specify			Price each
		Part number	Lever style	Finish	
Lever - Closed - Broadway	47258043	-	.[Finish]	\$223.00	
Lever - Closed - Boardwalk	47258044	-	.[Finish]	\$223.00	
Lever - Closed - Latitude	47258045	-	.[Finish]	\$223.00	
Lever - Closed - Longitude	47258046	-	.[Finish]	\$223.00	
Lever - Closed - Broadway (Tactile)	47260541	-	.[Finish]	\$300.00	
Lever - Closed - Boardwalk (Tactile)	47260542	-	.[Finish]	\$300.00	
Lever - Closed - Latitude (Tactile)	47260543	-	.[Finish]	\$300.00	
Lever - Closed - Longitude (Tactile)	47260544	-	.[Finish]	\$300.00	
Lever - P, Z, L - Broadway	47258047	-	.[Finish]	\$223.00	
Lever - P, Z, L - Boardwalk	47258048	-	.[Finish]	\$223.00	
Lever - P, Z, L - Latitude	47258049	-	.[Finish]	\$223.00	
Lever - P, Z, L - Longitude	47258050	-	.[Finish]	\$223.00	
Lever - P, Z, L - Broadway (Tactile)	47260545	-	.[Finish]	\$300.00	
Lever - P, Z, L - Boardwalk (Tactile)	47260546	-	.[Finish]	\$300.00	
Lever - P, Z, L - Latitude (Tactile)	47260547	-	.[Finish]	\$300.00	
Lever - P, Z, L - Longitude (Tactile)	47260548	-	.[Finish]	\$300.00	
Lever FSIC R, J, T - Broadway	47258051	-	.[Finish]	\$223.00	
Lever FSIC R, J, T - Boardwalk	47258052	-	.[Finish]	\$223.00	
Lever FSIC R, J, T - Latitude	47258053	-	.[Finish]	\$223.00	
Lever FSIC R, J, T - Longitude	47258054	-	.[Finish]	\$223.00	
Lever FSIC R, J, T - Broadway (Tactile)	47260549	-	.[Finish]	\$300.00	
Lever FSIC R, J, T - Boardwalk (Tactile)	47260550	-	.[Finish]	\$300.00	
Lever FSIC R, J, T - Latitude (Tactile)	47260551	-	.[Finish]	\$300.00	
Lever FSIC R, J, T - Longitude (Tactile)	47260552	-	.[Finish]	\$300.00	



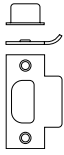
LATCHES AND RELATED COMPONENTS	FINISHES 605, 606, 612, 619, 625, 626, 643e				
	Description	Backset	Specify		Price each
			Part number	Finish	
DEADLATCH ¹					
Square corner, 1-1/8" x 2-1/4"	2-3/8"	14-047	.[Finish]	\$91.70	
Square corner, 1" x 2-1/4"	2-3/8"	14-048	.[Finish]	\$91.70	
Square corner, 1-1/8" x 2-1/4"	2-3/4"	13-247	.[Finish]	\$142.00	
Anti-friction fire door latch 1" square corner, 1-1/8" x 2-1/4", 3/4" throw	2-3/4"	14-042	.[Finish]	\$587.00	

1. All latches require reinforcement when used in hollow metal door applications.

PARTS AND ACCESSORIES



10-025



10-013

STRIKES		FINISHES 605, 606, 612, 619, 625, 626, 643e		
		Specify		Price each
Description	Contents	Part number	Finish	
1-3/16" - ANSI, no box, 1-1/4" x 4-7/8"	(1) ANSI strike	10-025	.[Finish]	\$25.30
Box for ANSI strike	(1) Standard box	K510-066	-	\$11.20

COMPETITOR CORE/COMPATIBILITY PARTS		FINISHES 605 ^z , 606 ^z , 612 ^z , 619 ^z , 625 ^z , 626, 643e ^z		
^z Extended factory lead time				
New product manufactured on or after February 1, 2017 (reference serial number label on product)				
Description	Specify			Price each
	Part number	Lever style	Finish	
Lever - Cylinder - Corbin Russwin KIL (L-CO6); ATH, RHO, SPA, TLR	03-234	.[Lever]	.[Finish]	\$415.00
Lever - Cylinder - Corbin Russwin 7-pin FSIC (J-CO7); RHO	03-235	.[Lever]	.[Finish]	\$415.00
Lever - Cylinder - Yale 7-pin FSIC (J-YA7); RHO	03-236	-	.[Finish]	\$415.00
Lever - Cylinder - Medeco 32 (J-MED); ATH, RHO, SPA, TLR	03-237	.[Lever]	.[Finish]	\$415.00
Lever - Cylinder - Sargent KIL (L-SAR); ATH, RHO, SPA, TLR	03-244	.[Lever]	.[Finish]	\$415.00
Lever - Cylinder - Medeco 31 or Yale 1210 6-pin FSIC (J-YA6); ATH, RHO, SPA, TLR	03-255	.[Lever]	.[Finish]	\$415.00
Lever - Cylinder - Corbin Russwin 6-pin FSIC (J-CO6); ATH, RHO, SPA, TLR	03-266	.[Lever]	.[Finish]	\$415.00
Lever - Cylinder - Sargent FSIC (J-SAR); ATH, RHO, SPA, TLR	03-277	.[Lever]	.[Finish]	\$415.00
Spring cage and lever catch assembly - Outside standard (P, L, Z, R, J, T, B, BDC, G, H, L-SAR, L-CO6, J-CO6, J-SAR, J-CO7)	N523-218	-	.[Finish]	\$115.00
Spring cage and lever catch assembly - Outside competitor cores (J-YA6, J-YA7, J-MED)	N523-224	-	.[Finish]	\$238.00
Tailpiece Sargent XC FSIC	XN12-292	-	.[Finish]	\$21.00

REINFORCEMENTS (Must be used for hollow metal doors)			
Description	Specify		Price each
	Part number	Door thickness	
Metal door reinforcer kit - fits both 7/8" and 1" diameter housings. Specify door thickness, includes A501-567 and A501-565 or A501-566.	37-001	[]	\$64.20
Latch spacer - fits 1" diameter latch housing and 1-3/4" hollow metal doors (steel and aluminum)	24483760	-	\$8.90
Reinforcer for 1-3/4" thick non-reinforced metal doors. Fits both 7/8" and 1" diameter housings.	A501-566	-	\$32.20

MOTORIZED CHASSIS ASSEMBLY			
Description	Contents	Specify	Price each
Motorized chassis assembly	(1) NDE Chassis subassembly (1) Main wire harness (1) Motor actuator subassembly	N223-007	\$410.00



PARTS AND ACCESSORIES

TAILPIECES	Specify	Price each
Core driver - SCH SFIC	N523-091	\$19.80
Core driver - SCH FSIC	N523-127	\$4.90
Core driver - L-SAR	09-060	\$19.80
Core driver - J-YA6	09-061	\$19.80
Core driver - J-CO6	09-062	\$19.80
Core driver - J-SAR	09-063	\$19.80
Core driver - L-CO6	10-140	\$19.60
Core driver - J-CO7	10-141	\$37.40
Core driver - J-YA7	10-142	\$37.40
Core driver - J-MED	10-143	\$39.30
SFIC Core driver and spacer	09-774	\$24.50
SFIC Core spacer - Spacer required for 6-pin, no spacer required for 7-pin	D500-000	\$2.80
Tailpiece Sargent XC SFIC	XN12-292	\$21.00

MAIN WIRE HARNESS	Specify	Price each
Main wire harness	N223-019	\$62.00

INSIDE BASEPLATE	Specify	Price each
Inside baseplate	N623-000	\$44.00

New product manufactured on or after February 1, 2017 (reference serial number label on product)

SPRING CAGES	Specify	Price each
Spring cage and lever catch assembly - Outside standard (P, L, Z, R, J, T, B, BDC, G, H, L-SAR, L-CO6, J-CO6, J-SAR, J-CO7)	N523-218	\$115.00
Spring cage and lever catch assembly - Inside Less Cylinder	N523-221	\$80.50
Spring cage and lever catch assembly - Outside standard (J-YA7, J-YA6, J-MED)	N523-224	\$238.00

DOOR POSITION SENSOR KIT	Specify	Price each
Door position sensor kit (Includes sensor with wire harness and connector, for NDEB only)	L483-055	\$60.00

CONVERSION KITS	FINISHES					Price each
	605, 606, 612, 613, 619, 622, 625, 626, 626AM, 643e					
Description	Specify					Price each
	Part number	Function	Lever	Finish	Core (if applicable)	
Inside spring cage/lever conversion kit	40-400	.[Function]	.[Lever]	.[Finish]	.[Core]	\$361.00
Outside spring cage/lever conversion kit	40-600	.[Function]	.[Lever]	.[Finish]	.[Core]	\$361.00

All kits will contain a spring cage and lever. Some kits will contain a button or tailpiece. Kits are limited to previously offered product - KIL, FSIC, SFIC, L-SAR, J-SAR, J-CO6, J-YA6.

XE360™ SERIES
SCHLAGE CONTROL®
LE LOCK
NDE LOCK
AD SERIES NETWORKED
AD SERIES STANDALONE
AD SERIES PARTS
CO SERIES STANDALONE
CO SERIES PARTS

PARTS AND ACCESSORIES

SCREWS PH = Phillips Head; POH Machine = Phillips Oval Head; PFH = Phillips Flat Head				FINISHES 605, 606, 612, 619, 622, 625, 626, 643e		
Size	Type	Description	Door thickness	Specify		Price each order in multiples of 100
				Part number	Finish	
12-24 x 1"	PFH Combo	ANSI strike	-	C603-256	.[Finish]	\$1.60
#8 x 3/4"	PFH Combo	Latch and strike	-	C603-897	.[Finish]	\$1.50
#10 x 32 x 2-1/8"	PFH Machine	Spring cage screws	1-3/8" to 2"	N523-021	.[Finish]	\$3.30

Specify for listed parts (A501-171, L583-133, C603-256, C603-897).

SCREW PACKS				FINISHES 606, 612, 619, 625, 626, 643e		
Description	Contents	Specify		Price each		
		Part number	Finish			
Latch and strike	(4) C603-897	B202-517	.[Finish]	\$13.50		
ANSI strike	(2) C603-256	C203-736	.[Finish]	\$11.00		
Mounting kit	(4) C603-897 (1) N523-108 (1) N623-048 (2) 96954557 (1) N623-049	N223-049	.[Finish]	\$23.00		

Specify for listed parts (B202-517, C203-736, N123-020).

TORX® SCREW PACKS Specify for listed parts (C203-311, C203-312)				FINISHES 605, 606, 612, 613, 619, 625, 626, 643e		
Description	Contents	Specify		Price each		
		Part number	Finish			
Latch and strike ¹	(4) C503-766 (T-15)	C203-311	.[Finish]	\$35.40		
Latch and ANSI strike ¹	(2) C503-766 (T-15) (2) L583-371 (T-20)	C203-312	.[Finish]	\$35.40		

1. Torx screw packs are furnished with appropriate T-xx installation tool(s).

SCHLAGE NDE SERIES Cylinder reference table	Standard			Primus		Primus UL437	
	Part #	Open	Restricted	Part #	Price	Part #	Price
All functions	23-065	\$103.00	\$137.00	20-765	\$224.00	20-565	\$303.00
				20-765-XP	\$224.00	20-565-XP	\$303.00

Available finishes: 606, 626 (Specify for listed parts 23-065, 20-765/XP, 20-565/XP, 21-000).


ENGAGE™ WIRELESS TEST KIT	Specify	Price each
TKE - ENGAGE™ Test kit. For use in pre-installation test applications. Comes with 2 TKE Transponders, ENGAGE™ gateway, tripod, TKE gateway bracket, battery, and backpack carry case	47271232	\$2,997.00
TKE Transponder	47269850	\$933.00
TKE Gateway basket (Tripod adapter)	47269870	\$77.00

INSTALLATION TOOLS	Specify	Price each
Universal clamp (For use with all AD, CO, NDE, and LE Series installation templates)	40-286	See page 199
NDEB Door preparation template (Universal Clamp required to use this template)	47286225	\$1,052.00
Door position sensor fixture and mounting hardware (47286225 is required to use this fixture)	40-292	\$247.00

Contents

AD Series Networked locks Overview.....	108
How to order.....	109
Class.....	110
Chassis.....	110
Exit device compatibility.....	111
AD Series Networked Functions.....	111
AD Series Networked Readers.....	112
AD Series Networked Styles.....	113
AD Series Networked Configure a product.....	114
Cylinders.....	115
Key systems.....	116
Handing.....	116
Battery.....	116
Backset and latchbolt (Cylindrical chassis).....	117
Mortise lock armor front (Mortise/Mortise deadbolt chassis).....	118
Strike plates (Cylindrical chassis).....	119
Door dimensions.....	120
System architecture for AD-300 and AD-400.....	121
System architecture for AD-302 and AD-402.....	122
AD-300 Networked hardwired.....	123
Cylindrical.....	123
Mortise/mortise deadbolt.....	126
Exit trim.....	129
AD-302 Networked hardwired.....	132
Cylindrical (FIPS 201-2 Compliant).....	132
Mortise/mortise deadbolt (FIPS 201-2 Compliant).....	134
Exit trim (FIPS 201-2 Compliant).....	136
AD-400 Networked wireless.....	138
Cylindrical.....	138
Mortise/mortise deadbolt.....	141
Exit trim.....	144
AD-402 Networked wireless.....	147
Cylindrical (FIPS 201-2 Compliant).....	147
Mortise/mortise deadbolt (FIPS 201-2 Compliant).....	149
Exit trim (FIPS 201-2 Compliant).....	151
AD-993 Non-functioning dummy exit trim.....	153
AD Series Networked Accessories.....	155

Finish codes and descriptions

BHMA code	Description
605	Bright Brass
606	Satin Brass
612	Satin Bronze
619	Satin Nickel
625	Bright Chromium Plated
626	Satin Chrome
626AM	Satin Stainless Steel, Antimicrobial 
643e	Aged Bronze

Customer service

- Order status
- Credit returns of non-defective products
- General sales questions

USA Allegion_Orders@allegion.com
 CAN Canada.CustomerService@allegion.com

Technical support

- Technical questions/issues
- Returns of defective products
- Repairs

USA Electronic_Lock_TechProdSupport@allegion.com
 CAN Canada.TechServices@allegion.com

HOW TO ORDER

		REQUIRED FIELDS				FACTORY DEFAULT AND OPTIONS									
		AD	400	CY	70	KP	SPA	626	P6	S123	RH	4B	13-247	10-025	134
1. Series															
2. Class															
	300	Networked hardwired													
	302	Networked hardwired													
	400	Networked wireless													
	402	Networked wireless													
3. Chassis															
	CY	Cylindrical													
	MS	Mortise													
	MD	Mortise Deadbolt													
	993R	Exit trim - Rim/CVR/CVC													
	993S	Exit trim - SVR													
	993M	Exit trim - Mortise													
	993DT	Dummy Exit trim													
4. Function															
	70	Storeroom		40	Privacy										
	50	Office/Classroom		60	Apartment										
5. Reader															
	KP	Keypad													
	MSK	Magnetic stripe + keypad (Swipe)													
	MS	Magnetic stripe (Swipe)													
	MTK	Multi-technology + keypad													
	MT	Multi-technology													
	FMK	FIPS 201-2 Compliant Multi-technology + keypad													
	SI	Smart technology iClass compatible reader													
	SIK	Smart technology iClass compatible reader + keypad													
6. Lever¹															
	SPA	Sparta		ATH	Athens										
	RHO	Rhodes		TLR	Tubular										
	BRW	Broadway		LAT	Latitude										
	BRK	Boardwalk		LON	Longitude										
	¹ To add tactile warning, use prefix 8. Example: 8SP														
7. Finish															
	605	Bright Brass		625	Bright Chrome										
	606	Satin Brass		626	Satin Chrome										
	612	Satin Bronze		643e	Aged Bronze										
	619	Satin Nickel		626AM	Satin Chrome (Antimicrobial Coating)										
8. Cylinder type															
	P6	Schlage 6-pin Full Cylinder													
	For all options see individual Class/Chassis page														
9. Keyway type															
	S123	Everest 29													
	For all options see individual Class/Chassis page														
10. Handing															
	RH	Right handed		RHR	Right handed reverse										
	LH	Left handed		LHR	Left handed reverse										
11. Battery holder															
	4B	4AA Battery kit		8B	8AA Battery kit										
12. Backset & latch or Armor front															
	13-247	2-3/4" Backset, deadlatch, square corner, 1-1/8" x 2-1/4" (Std. on CY Chassis)													
	09-663	Armor Front, 1-1/4" Wide, square corner (Std. on MS Chassis)													
	For all options see individual Class/Chassis page														
13. Strike															
	10-025	1-3/16" Lip, ANSI, no box, 1-1/4" x 4-7/8" (Std. on CY Chassis)													
	10-072	1-3/16" Lip, 1-1/4" x 4-7/8" square corner, box (Std. on MS Chassis)													
	For all options see individual Class/Chassis page														
14. Door thickness															
	134	1-3/4" (Std.)													

AD SERIES NETWORKED LOCKS

- With the AD Series, one platform translates to an endless number of adaptable solutions.
- You can choose the features and functions that are right for the application today, and upgrade to meet your evolving needs in the future.

CLASS		
AD-300	Networked/Hardwired; Direct RS-485 connection or Wiegand or Clock & Data	
AD-302	FIPS 201-2 Compliant, Networked Hardwired; Direct RS-485 connection or Wiegand or Clock & Data	
AD-400	Networked/Wireless; 900 MHz, Secure encrypted data transmission	
AD-402	FIPS 201-2 Compliant, Networked Wireless; 900 MHz, Secure encrypted data transmission	


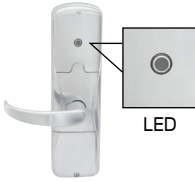
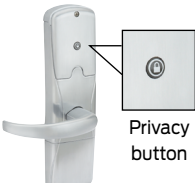
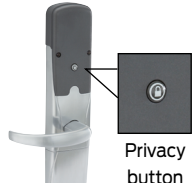
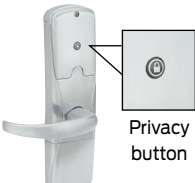
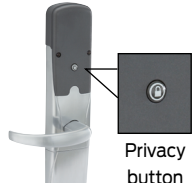
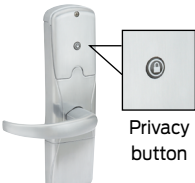
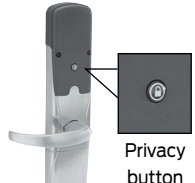
AD-Series locks are upgradable from standalone to networked by applying a communication module available in the accessories section and new firmware available on <https://commercial.schlage.com/en/resources.html>.







CHASSIS		
CY: Cylindrical	Bored lock installed into round hole in the door	
MS: Mortise	Lock case installed into a mortise rectangular "pocket" in the door	
MD: Mortise Deadbolt¹	Mortise lock with built-in interconnected auxiliary deadbolt	
993R: Exit Trim	Rim/Concealed Vertical Rod* (CVR) & Concealed Vertical Cable* (CVC) * Metal door only	
993M: Exit Trim	Mortise	
993S: Exit Trim	Surface Vertical Rod (SVR)	
993DT: Exit Trim	Non-Functioning "Dummy" Exit Trim	

1. Mortise Deadbolt requires RS-485 connection to the ACP, see pages 121–122 for system diagram. Check with access control software provider to verify function is enabled.
2. Exit trim utilizes universal hardware to simplify installation to a variety of exit device. AD Series networked locks require a Request-to-Exit switch, please see compatibility chart on the next page.

EXIT DEVICE COMPATIBILITY					
Exit trim utilizes universal hardware to simplify installation to a variety of exit devices ¹					
Brand	Compatible exit devices	Rim	SVR	CVR/CVC ²	Mortise
Von Duprin	98/99 and 98/99XP	●	●	●	●
Von Duprin	78	●	●	CVR Only	
Von Duprin	22/22F	●	●		
Falcon	25	●			

- Low current Request-to-Exit switch is required:
 - Part number for Von Duprin Request-to-Exit switch: 050281
 - Part number for Falcon AE switch: 650359
- Metal door only.

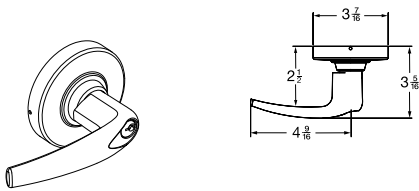
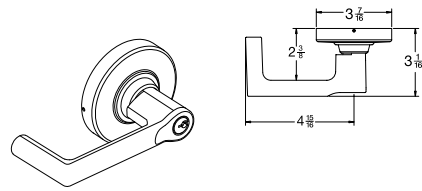
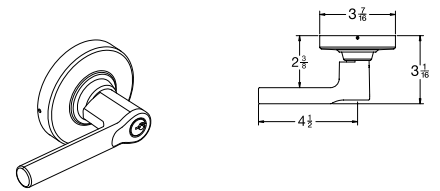
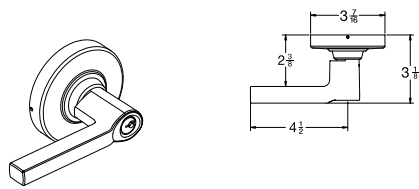
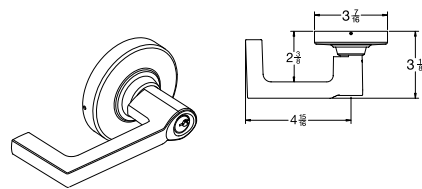
FUNCTIONS		AD-300/302	AD-400/402
70: Storeroom	Lockset is normally secure. Inside lever always allows free egress. Valid toggle credentials on the exterior may be used to change to a passage or secured status.		
50: Office/ Classroom	Lockset is normally secure. Inside lever always allows free egress. Interior pushbutton on inside housing may be used to select a passage or secured status. Meets need for lockdown function for safety and security. NOTE: Valid toggle credentials on the exterior may also be used to change status. Has interior pushbutton (IPB).		
40: Privacy	Lockset is normally secure. Inside lever always allows free egress. Interior pushbutton on inside housing may be used to select a privacy status. The interior pushbutton will disable normal electronic access from the exterior. Opening the door or pressing the interior pushbutton a second time on the inside housing deactivates the privacy status. Has interior pushbutton (IPB).		
60: Apartment	Lockset is normally secure. Inside lever always allows free egress. Interior pushbutton on inside housing may be used to select a passage or secured status. Opening the door or pressing the interior pushbutton causes the lockset to toggle unsecured. While toggled unsecured, the lockset can only be secured while the door is closed by pressing the interior pushbutton or using a normal credential on the exterior. Normal electronic access from the exterior is always allowed. Has interior pushbutton.		

READER		
KP: Keypad	12 button design	
MSK: Magnetic Stripe + Keypad (Swipe)	Configurable to read the complete Track 1, 2 or 3. Available with and without 12 button keypad.	
MS: Magnetic Stripe (Swipe)		
MTK: Multi-technology + Keypad	Single solution that reads 125 kHz proximity and 13.56 MHz smart credentials. Available with and without 12-button keypad	
FMK: FIPS 201-2 Compliant Multi-technology + Keypad		
MT: Multi-technology		
Si/SiK: Smart iClass Compatible Reader	13.56 MHz smart card credential solution compatible with Schlage MIFARE, HID iClass, iClass SE, and SEOS technologies. Available with and without 12-button keypad.	

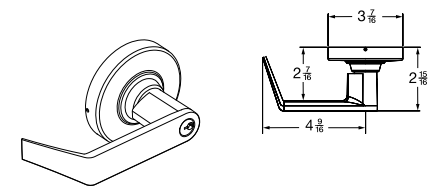
1. Please refer to AD-Series data sheets and solution sheets prior to ordering to verify credential compatibility.
2. FMK reader now sold separately for field upgrades.
3. Must specify finish when ordering reader separately. KP, MSK and MS readers available in 626, 605, 606, 612, 619, 625 and 643e. MT, MTK, FMK, Si, and SiK readers are available in Grey (for 619, 626, 626AM & 625) and available in Brown (for 605, 606, 612 and 643e).

LEVER DESIGNS
ATHENS (ATH)²

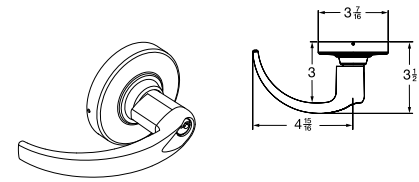
Tactile option: 8AT (knurled)


BOARDWALK (BRK)

BROADWAY (BRW)

LATITUDE (LAT)

LONGITUDE (LON)

RHODES (RHO)

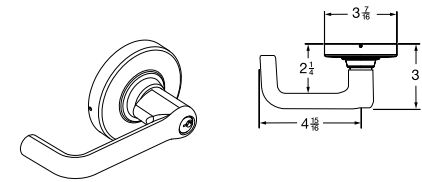
Tactile option: 8RO (knurled)


SPARTA (SPA)²

Tactile option: 8SP (knurled)


TUBULAR (TLR)²

Tactile option: 8TR (knurled)



1. All lever designs are available in finishes 605, 606, 612, 619, 625, 626, 643e and 626AM.
2. ATH, SPA, and TLR levers meet California Fire Code for 1/2" or less return to door.
3. Changing lever cylinder compatibility on a device typically requires replacement of existing spring cage and tailpiece.
4. Tactile warning is applied to exterior lever only unless otherwise specified. Not available with 643e finish.
5. AD Series, CO Series, and ND Series levers may be interchangeable in some cases depending whether it is an interior or exterior lever, the type of chassis, and the type of cylinder/spring cage/tailpiece. Please consult the [AD Series Parts Guide](#) for more information.

FINISH CHART			
Finish description	Finish No.	BHMA No.	Government
Bright Brass	605	605E	US3
Satin Brass	606	606E	US4
Satin Bronze	612	612E	US10
Satin Nickel	619		
Bright Chrome	625	625E	US26
Satin Chrome	626	626E	US26D
Satin Chrome Antimicrobial	626AM		

 Please refer to the Electronic Access Control catalog or online product information at us.allegion.com to view each finish.

You can **configure and price a full range of products** using the tables and rules shown in this section.

The pricing of locks in this section includes the P6 cylinder in an open keyway (where applicable), default latch, strike and a 1-3/4" thick door. Additional modifications are available using the rules and price adjustments on the subsequent pages.

How to order:

- All applicable product attributes must be provided in the order shown below
- Each value must separated by a period
- If requesting a product "Less (LLL)" any attribute, the entire detailed ACN must be provided
- Fractions will be written with the "/" symbol separating the numerator and the denominator (example 1/2)
- For dimensions that contain a whole number and a fraction, a hyphen "-" will be added after the whole number and before the fraction (example 2-1/4)
- For two dimensions represented together, such as length and width, the values would be separated by an "x" with no spaces
- Finishes should be listed using their BHMA finish as shown in this book

Required for all lock orders																
Quantity	Brand	Series	Class	Chassis	Function	Reader	Lever style	Finish	Lever cylinder	Keying type	Handling	Battery	Backset & latch or Armor front	Strike	Strike lip length	Door thickness
1	2	3	4	5	6	7	8	9	10	11	12	13	14	15	16	

If ordering a product "Less (LLL)" any attribute, values for each attribute must be provided.

Only required when deviating from the product's default. Specify only the deviated attribute(s).

10-025 standard for Cylindrical, 10-072 standard for Mortise/mortise deadbolt

Armor front 09-663 standard for Mortise, 09-666 standard for Mortise Deadbolt

Cover Only standard for AD-300, 4B standard if no selection is made for AD-400

EXAMPLE:

AD . 400 . CY . 70 . **MSK** . SPA . 626 . P6 . S123 . RH . 4B

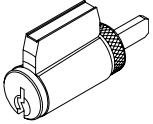
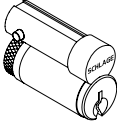


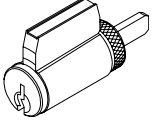


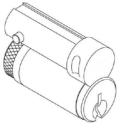





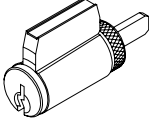
2 | 3 | 4 | 5 | 6 | 7 | 8 | 9 | 10 | 11 | 12

Reader deviates from the product default

COMPLETE LOCKS

CYLINDERS

Keyed locks are priced including the P6 cylinder with open keyway. Provided below are pricing adjustments based on other available cylinder types. For Primus and Primus XP cylinders, order lock less cylinder and order the Primus or Primus XP cylinder separately.

CYLINDERS		
P6	Conventional 6-pin cylinder	
L	Less conventional cylinder	
R	FSIC (Full size interchangeable core)	
J	Less FSIC	
G	SFIC (Small format interchangeable core) 7-pin	
B	Less SFIC	
L-SAR 	Less cylinder, Sargent® (10L+11L) 6-pin Key-in-Lever (KIL) (Only RHO, SPA, TLR, ATH, 8RO, 8SP, 8TR, 8AT lever styles)	
L-CO6 	Less cylinder, 6-pin Key-in-Lever (KIL) (Only RHO, SPA, 8RO, 8SP lever styles)	
J-SAR 	Less cylinder, Sargent 6300; 6-pin FSIC (Only RHO, SPA, TLR, ATH, 8RO, 8SP, 8TR, 8AT lever styles)	
J-CO6 	Less cylinder, Corbin Russwin® 8000; 6-pin FSIC	
J-CO7 	Less cylinder, Corbin Russwin 8000-7; 7-pin FSIC (Only RHO, 8RO, SPA, 8SP, TLR, 8TR lever styles)	
J-MED 	Less cylinder, Medeco 32*0201®; 6-pin FSIC (Only RHO, SPA, 8RO, 8SP lever styles)	
J-YA6 	Less cylinder, Yale® 1210 or Medeco 31*0100; 6-pin FSIC (Only RHO, SPA, TLR, ATH, 8RO, 8SP, 8TR, 8AT lever styles)	
J-YA7 	Less cylinder, Yale 1220; 7-pin FSIC (Only RHO, SPA, 8RO, 8SP lever styles)	
L-FA7	Less cylinder, Falcon 7-pin Key-in-Lever (KIL) (Only RHO, 8RO, SPA, 8SP lever styles)	 * Less Core

 Extended lead time

1. Competitor lever designs come in finishes 626 standard, and 605, 606, 612, 619, 625, 643e, and 626AM with extended lead-times.
2. For P, R and G -Master Keyed cylinders can be specified and will be shipped in lock packaging.
3. For Master Key System Summary form which should accompany the master keyed order, see pages 301–306.
4. For Master Keying, additional line item 50-210 is required for Classic and Everest cylinders.
5. Control Keys for installation/removal of interchangeable cores are not furnished and must be ordered separate.
6. For additional assistance on Master Keying as well as restricted keyways please contact your local sales representative.
7. Spring cages and tailpieces are different based on the type of cylinder and chassis selected. Please see the [AD Series Parts Guide](#) for more information.
8. The AD Series accepts many popular models of standard, SFIC, and FSIC cylinders. Consult the [Keyway/Cylinder Compatibility Data Sheet](#) (010432) for details. See price book for specific configurations.

COMPLETE LOCKS

KEY SYSTEMS

KEY SYSTEMS AVAILABLE THROUGH SCHLAGE

Default	Keyway family	Description
▪	Everest 29™ S Keyway Family	Patent protected open keyways that are available in full size Key In Lever (KIL) and Full Size Interchangeable Core (FSIC) formats. Patent protection through 2029.
	Everest 29 T Keyway Family	Patent protected restricted keyways that are available in full size KIL and FSIC formats. Patent protection through 2029.
	Everest D Keyway Family	Restricted keyways that are available in full size KIL and FSIC formats.
	Everest C Keyway Family	Open keyways that are available in full size KIL and FSIC formats.
	Schlage Classic Open Keyways	Classic (C/E/F): Open keyways available in KIL and FSIC designs
	Everest B Keyway Family	Restricted keyways that are available on Small Format Interchangeable Core (SFIC).
	Everest 29 R Keyway Family	Patent protected restricted keyways that are available on SFIC. Patent protection through 2029.

- Everest Restricted Keyways require a Letter of Authorization to be submitted with the order. See sample Letter of Authorization on page 307.
- Full Size key systems (Everest 29 S and T, Everest C and D, Obverse and Quad) are available in Primus and Primus XP key system and must be ordered separately. Lock should be ordered less cylinder and Primus cylinder should be a separate line.
Contact your local RSO representative for assistance in determining which format and level of exclusivity best suits your needs.

COMPLETE LOCKS

HANDING

HANDING		
RH	Right handed: Hinges on right opens inward	
LH	Left handed: Hinges on left opens inward	
RHR	Right handed reverse: Hinges on right opens outward	
LHR	Left handed reverse: Hinges on left opens outward	

- Exit trim 993 chassis available only with RHR or LHR option.
- Handing is field reversible, but requires removal of the exterior escutcheon cover. Please see AD Series installation instructions for details.

COMPLETE LOCKS

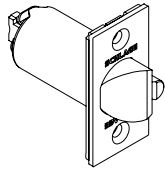
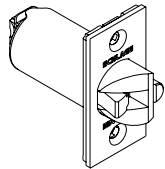
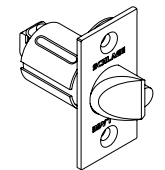
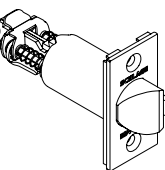
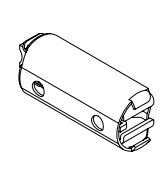
BATTERY

BATTERY		
4B	4AA Battery holder and cover kit	
8B	8AA Battery holder and cover kit	

AD-300/AD-302 are hardwired and therefore do not require battery power and ship standard with a cover only and no batteries.
AD-Series locks use standard off-the-shelf AA batteries.

COMPLETE LOCKS

BACKSET AND LATCHBOLT (CYLINDRICAL CHASSIS)

LATCHES		
13-247	2-3/4" Backset Deadlatch Square corner, 1-1/8" x 2-1/4"	
14-049	2-3/4" Backset Deadlatch Anti-friction fire door latch, Square corner, 1-1/8" x 2-1/4", 3/4" throw	
14-051	2-3/8" Backset Deadlatch Square corner, 1-1/8" x 2-1/4"	
14-050	3-3/4" Backset Deadlatch Square corner, 1-1/8" x 2-1/4"	
43-001	5" Backset extension link Deadlatch	
39-030	Rabbeted latch and strike kit, 605 and 626 only. Adapts square corner latch and 2-3/4" square corner strike to 1/2" rabbeted door and frame.	No image available

COMPLETE LOCKS

MORTISE LOCK ARMOR FRONT (MORTISE/MORTISE DEADBOLT CHASSIS)

- For 1-3/4" thick doors, use wide armor front.
- For over 1-3/4" thick door extended equally (EE), use 1-1/4" wide armor front.
- Available finishes are 605, 606, 612, 619, 625, 626.

ARMOR FRONT		
09-663	1-1/4" Wide square corner, latch for MS	
09-669	1-1/16" Wide square corner, latch, options for MS	
09-666	1-1/4" Wide square corner, latch x deadbolt for MD	
09-672	1-1/16" Wide square corner, latch x deadbolt, options for MD	

Images not shown to scale. Consult [AD Series Parts Guide](#) for more information.

COMPLETE LOCKS

STRIKE PLATES (CYLINDRICAL CHASSIS)

STRIKES WITH LOCKS		
10-025	1-3/16" Lip, ANSI, no box, 1-1/14" x 4-7/8",	
10-013	1-1/8" Lip, square corner, T-strike, box, 1-1/8" – 2-3/4", 1-1/2" Lip available, must specify 1-1/2" Lip	
10-016	1-1/8" Lip, square corner, T-strike, deep box, fire door latch	
K510-066	Box for ANSI strike (Must be specific)	
10-072	1-3/16" Lip, 1-1/4" x 4-7/8", square corner, box	
10-072	7/8", 1", 1-1/2", 1-3/4", or 2" Lip, 1-1/4" x 4-7/8", square corner, box	
10-075	1/2" Rabbeted, For 1-3/4" thick doors, use wide armor front. For over 1-3/4" thick door extended equally (EE) use 1-1/4" wide armor front.	
37-015	Strike frame reinforcer, specify 37-015	
XL11-820	One hole for latching functions, RH & LHR doors Lip 1-3/16"	
XL11-821	One hole for latching functions, LH & RHR doors Lip 1-3/16"	
XQ07-351-134	Strike, ANSI, No Box, 1-1/4" x 4-7/8", 1-3/4" Lip Length	Image not available
XQ03-494-134	Strike, square corner, T-strike, box, 1-1/8" x 2-3/4", 1-3/4" Lip	Image not available

XL11-820 and XL11-821 Extended lead time; contact customer service.



COMPLETE LOCKS

DOOR DIMENSIONS

- Specify door thickness on order only if different than 1-3/4" thick door
- Door thickness should be specified to the nearest 1/8"

DOOR THICKNESS	
1-3/4"	1-3/4"
1-3/8"	1-3/8" to 2-3/4", Shims included (Specify in 1/8" increments)

1. Door thickness kits are available on page 214 to install a lock on a door that is thicker or thinner than 1-3/4". See [AD Series Parts Guide](#) for details. Locks cannot be installed on doors thicker than 2-3/4" or thinner than 1-3/8".
2. Thin door shims are available on page 214 to install a lock on a door that is thinner than 1-3/4".
3. Decorative plates are used to cover exposed holes when retrofitting from existing locks to AD Series locks. The size of plate required will vary based on the size and location of holes being covered. Retrofit information can be found at <https://commercial.schlage.com/en/resources.html>.
4. If under the lock decorative plates are on both sides of device, then door will become 1/8" thicker. A door thickness kit of an incremental 1/8" must be ordered to accommodate under the lock plates.

SYSTEM ARCHITECTURE FOR AD-300 AND AD-400

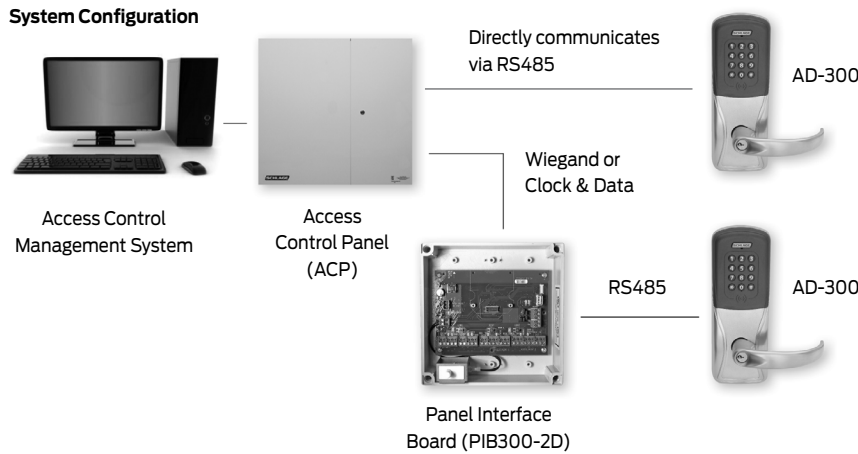
The AD Series combines all the hardware components required at the door for a complete access control system into one integrated design to simplify installation. This includes the electrified lock, credential reader, request-to-exit and -enter sensors, door position switch, tamper guard and more.

The AD Series is available with flexible hardwired and wireless networked options and can accommodate Wiegand, Clock & Data or RS485 connections to the access control panel or reader interface board.

The following system configurations should be utilized as a guideline for specifying the AD Series. Data sheets with technical specifications are available for download on <https://commercial.schlage.com/en/resources/literature-videos.html>. We suggest that you consult with your Access Control Provider to verify the specific features, functions and capabilities of the AD Series.

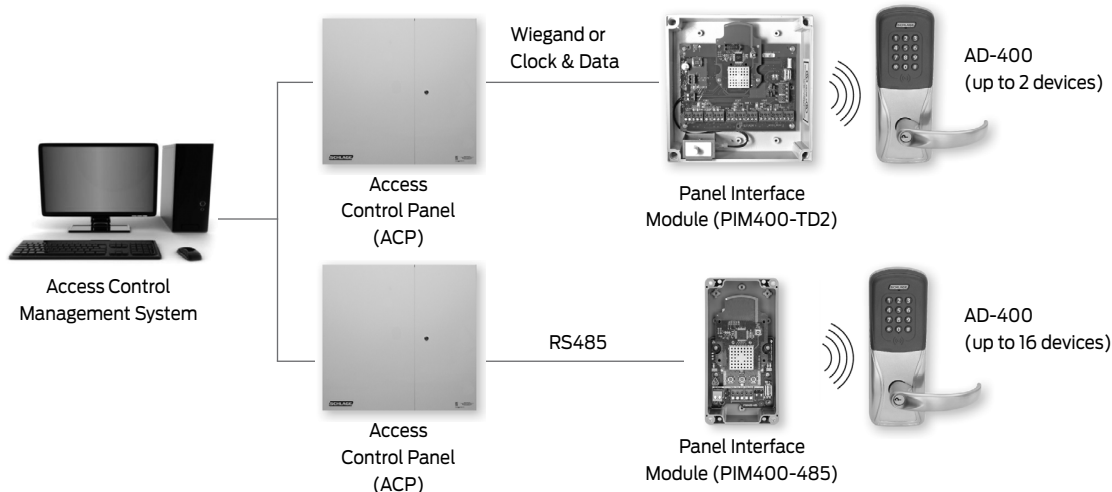
AD-300 NETWORKED HARDWIRED SOLUTION

- Connections other than Wiegand or Clock & Data may incur an additional fee. Consult access control software provides for details.
- PIB300-2D required for Wiegand or Clock & Data connection; supports up to 2 AD-300 devices.



AD-400 NETWORKED WIRELESS SOLUTION

- Connections other than Wiegand or Clock & Data may incur an additional fee. Consult access control software provides for details.
- PIM400-TD2 required for Wiegand or Clock & Data connection; supports up to 2 AD-400 devices.
- If RS485 connection to other ACP is required, contact software provider.



SYSTEM ARCHITECTURE FOR AD-302 AND AD-402

FIPS 201 Overview

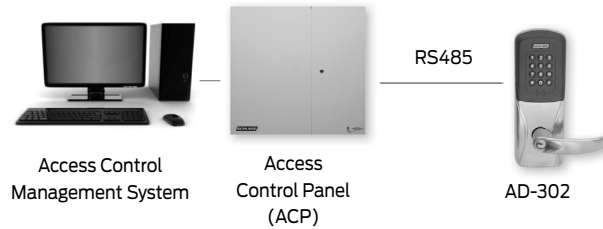
- Federal Government Standard for secure and reliable form of identification
- Mandated by Homeland Security Presidential Directive 12 (HSPD 12)
- Required for all Federal Government employees and contractors
- Mandates the type of Smart Card and Card Reader per application
- The WPR401 (wireless portable reader) is available for remote credential verification

In order to meet requirements, the AD Series can either be:

1. Sold as a complete unit with the FMK Multi-technology + keypad reader
2. Field upgraded to a FIPS 201-2 compliant solution by adding the FMK reader (sold separately) and by utilizing the most current firmware available.


AD-302 HARDWIRED FIPS 201-2 COMPLIANT SOLUTION

- RS-485 or Wiegand communication to access control panel (ACP must be FIPS 201-2 compliant)
- FIPS 201-2 Multi-technology reader (FMK)



AD-402 WIRELESS FIPS 201-2 COMPLIANT SOLUTION

- 900 MHz communication between lock and PIM400-TD2
- FIPS Multi-technology reader (FMK)
- Connections other than Wiegand or Clock & Data may incur an additional fee. Consult access control software provider for details
- If RS485 connection to ACP is required, contact software provider



XE360™ SERIES
 SCHLAGE CONTROL®
 LE LOCK
 NDE LOCK
 AD SERIES NETWORKED
 AD SERIES STANDALONE
 AD SERIES PARTS
 CO SERIES STANDALONE
 CO SERIES PARTS

AD-300 NETWORKED HARDWIRED
CYLINDRICAL


1-4) SELECT CHASSIS/FUNCTION (Locking function capabilities are determined by users access control system)		Price
AD-300-CY-70 ¹	Storeroom	\$2,850.00
AD-300-CY-50 ^{1,2}	Office/Classroom	\$2,861.00
AD-300-CY-40 ²	Privacy	\$2,861.00
AD-300-CY-60 ²	Apartment	\$2,861.00


AD-300-CY-70-MT

1. Less Door Position Switch, deduct -\$30.00. Use suffix LDP.
2. Requires RS485 connection to ACP. See page 121 for system diagram. Check with access control software provider to verify function is enabled.

5) SELECT READER (Reflects price adder to base keypad reader price of \$829.00)		Price adj.
LLL ³	Less Reader	-\$829.00
KP	Keypad	Standard
MS	Magnetic Stripe (Swipe)	\$156.00
MSK	Magnetic Stripe (Swipe) + Keypad	\$256.00
MT	Multi-technology Proximity and Smart Card	\$307.00
MTK	Multi-technology + Keypad Proximity and Smart Card	\$407.00
SI	Smart Technology iClass Compatible Reader	\$535.00
SIK	Smart Technology iClass Compatible Reader + Keypad	\$633.00


KP

MS

MSK

3. For reader module accessories sold separately, see page 197.
4. FIPS 201-2 Compliant when applied with the FIPS Multi-technology plus keypad reader module (FMK) and by utilizing the most current firmware available. See page 197 for the FMK reader module.

6) SELECT LEVER⁵		Price adj.
LLL	Less each lever	-\$34.00
Standard options	SPA (Sparta), RHO (Rhodes), ATH (Athens), TLR (Tubular), BRW (Broadway), BRK (Boardwalk), LAT (Latitude), LON (Longitude)	No charge


MT/SI

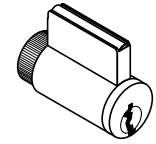
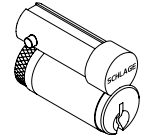
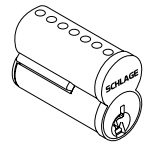
5. Tactile Warning use 8AT for Athens, 8RO for Rhodes, 8SP for Sparta and 8TR for Tubular. \$77.00 per lever. Applied to exterior lever only unless otherwise specified. Not available with 643e finish.

7) SELECT FINISH		Price adj.
626	Satin Chrome	No charge
605	Bright Brass	\$186.00
606	Satin Brass	\$186.00
612	Satin Bronze (00C rose not available in 612 finish)	\$186.00
619	Satin Nickel	\$186.00
625	Bright Chrome	\$186.00
643e	Aged Bronze	\$186.00
626AM	Satin Chrome Antimicrobial	\$241.00


MTK/SIK/FMK

AD-300 NETWORKED HARDWIRED CYLINDRICAL

8) SELECT CYLINDER TYPE		Price adjustment	
		Open	Restricted
<input type="checkbox"/> ● P6	With Cylinder, Schlage, Everest 29 S123, 6-pin KIL standard	No charge	\$35.00
L	Less Cylinder, Schlage, Falcon, 6-pin KIL	-\$106.00	-\$106.00
<input type="checkbox"/> ● R	With Cylinder, Schlage 6-pin, Everest 29 S123 standard, FSIC	\$118.00	\$155.00
J	Less Cylinder, Schlage, 6-pin FSIC	-\$63.00	-\$63.00
<input type="checkbox"/> ● G	With Cylinder, Schlage 7-pin, Everest 29R standard, factory master keyed only, SFIC	N/A	\$134.00
B	Less Cylinder, Schlage, Falcon, Competitive OEM's, 7-pin, SFIC	-\$63.00	-\$63.00
L-SAR	Less Cylinder, Sargent (10L + 11L), 6-pin KIL (Only RHO, 8RO, SPA, 8SP, TLR, 8TR, ATH, 8AT lever styles)	No charge	No charge
L-CO6	Less Cylinder, Corbin, 6-pin KIL (Only RHO, 8RO, SPA, 8SP lever styles)	No charge	No charge
J-SAR	Less Cylinder, Sargent 6300, 6-pin FSIC (Only RHO, SPA, TLR, ATH, 8RO, 8SP, 8TR, 8AT lever styles)	No charge	No charge
J-CO6	Less Cylinder, Corbin 8000, 6-pin FSIC (Only RHO, SPA, TLR, ATH, 8RO, 8SP, 8TR, 8AT lever styles)	No charge	No charge
J-CO7	Less Cylinder, Corbin 8000-7, 7-pin FSIC, (Only RHO, 8RO, SPA, 8SP, TLR, 8TR lever styles)	No charge	No charge
J-MED	Less Cylinder, Medeco 32*0201, 6-pin FSIC (Only RHO, 8RO, SPA, 8SP lever styles)	No charge	No charge
J-YA6	Less Cylinder, Yale 1210 or Medeco 31*0100, 6-pin FSIC (Only RHO, SPA, TLR, ATH, 8RO, 8SP, 8TR, 8AT lever styles)	No charge	No charge
J-YA7	Less Cylinder, Yale 1220, 7-pin FSIC (Only RHO, 8RO, SPA, 8SP lever styles)	No charge	No charge
L-FA7	Less Cylinder, Falcon, 7-pin, KIL (Only RHO, 8RO, SPA, 8SP lever styles)	No charge	No charge


Full Cylinder
P, L, L-SAR, L-FA7

SFIC Format
R, J, J-SAR, J-CO6, J-CO7, J-YA6

SFIC Format
B, G

● Master Keyed cylinders can be specified and will be shipped in lock packaging. For Master Keying System Summary form which should accompany the master keyed order, see page 301.

△ For master keying, an additional charge of \$33.20 each applies. Specify line item 50-210.

□ Control keys for installation/removal of interchangeable cores are not furnished and must be ordered separate.

For additional assistance on Master Keying as well as restricted keyways, please contact customer service.

9) SELECT KEYING TYPE		Price adj.
Open keyway families: KIL or FSIC¹		
S123	Everest 29 S (Key in Lever or FSIC)	Standard
C123	Everest C	No charge
C/CE/E/EF/F/FG/G	Classic Obverse	No charge
Restricted keyway families: KIL or FSIC^{1,2}		
29T	Everest 29 T	\$35.00
D	Everest D	\$35.00
Classic Restricted	Quad, Numbered, Reverse	\$35.00
Restricted keyway families: SFIC³		
29R	Everest 29 R	No charge
B	Everest B	No charge

1. Full size key systems (Everest 29 S and T, Everest C and D, Obverse and Quad) are available in Primus and Primus XP key system and must be ordered separately. Lock should be ordered less cylinder and Primus cylinder should be a separate line.

2. Everest restricted keyways require a Letter of Authorization to be submitted with the order. See page 307 for sample Letter of Authorization.

3. Master keyed cylinders can be specified and will be shipped in lock packaging. For Master Keying System Summary form which should accompany the master keyed order, see page 301.

10) SELECT HANDING (Field reversible)		Price adj.
RH	Right handed	Standard
LH	Left handed	No charge
RHR	Right handed reverse	No charge
LHR	Left handed reverse	No charge

AD-300 NETWORKED HARDWIRED CYLINDRICAL

11) SELECT BATTERY		Price adj.
Cover only	No batteries or holder	Standard

12) SELECT BACKSET AND LATCH BOLT		Price adj.
LLL	Less Latch	-\$54.00
13-247	2-3/4" Backset, deadlatch, square corner, 1-1/8" x 2-1/4"	Standard
14-049	2-3/4" Backset, Deadlatch Anti-friction fire door latch, Square corner, 1-1/8" x 2-1/4", 3/4" throw	\$284.00
14-051	2-3/8" Backset, deadlatch, square corner, 1-1/8" x 2-1/4"	No charge
14-050	3-3/4" Backset, deadlatch, square corner, 1-1/8" x 2-1/4"	\$17.00
43-001	5" Backset extension link, Deadlatch	\$53.00
39-030 ¹	Rabbeted latch and strike kit, 605 and 626 only	\$94.70

1. Adapts square corner latch and 2-3/4" square corner strike to 1/2" rabbeted door and frame.

13) SELECT STRIKE PLATE		Price adj.
LLL	Less Strike Plate	-\$8.00
10-025	1-3/16" Lip, ANSI, no box, 1-1/14" x 4-7/8"	Standard
10-013 ²	1-1/8" Lip, square corner, T-strike, box, 1-1/8" - 2-3/4"	No charge
10-016	1-1/8" Lip, square corner, T-strike, deep box, fire door latch	No charge
K510-066	Box for ANSI strike (Must be specific)	No charge

2. 1-1/2" Lip available, must specify 1-1/2" Lip \$11.00.

14) SELECT DOOR THICKNESS		Price adj.
134	1-3/4"	Standard
Example 138	1-3/8" to 2-3/4", Shims included (Specify in 1/8" increments)	\$92.00

15) SELECT OPTIONS		Price adj.
BAA ³	BAA Compliant product	\$134.00

3. BAA compliant products must have the cover letter on page 311 included with the order. Failure to use this cover letter will result in the customer receiving non-BAA compliant product with no recourse for an RMA or refund. BAA compliant product requires a longer lead time, please contact customer service for details.

4. Connections other than Wiegand or Clock & Data may incur additional fee. Consult access control software provider for details.

5. Add PIB300-2D if Wiegand or Clock & Data connection to ACP is required. Sold separately. See page 158 for details.

Accessories available, see pages 155–160.

Credentials available, see pages 17–22.

AD-300 NETWORKED HARDWIRED MORTISE/MORTISE DEADBOLT



1-3) SELECT CHASSIS		Price
AD-300-MS	Mortise	\$3,274.00
AD-300-MD ¹	Mortise Deadbolt	\$3,325.00



AD-300-MS-70-MTK

1. Requires RS485 connection to ACP. See page 121 for system diagram. Check with access control software provider to verify function is enabled.

4) SELECT FUNCTION (Locking function capabilities are determined by users access control system)		Price adj.
70 ²	Storeroom (Not available on Mortise Deadbolt)	Standard
50 ^{1,2}	Office/Classroom (Not available on Mortise Deadbolt)	\$11.00
40 ^{1,3}	Privacy	\$11.00
60 ^{1,3}	Apartment	\$11.00



KP



MS



MSK



MT/SI



MTK/SIK/FMK

2. Less Door Position Switch, deduct -\$30.00. Use suffix LDP.
 3. Inside Push Button (IPB) only included with Mortise (MS) chassis. Mortise Deadbolt (MD) chassis comes with LED indicator only. \$11.00 charge does not apply to Mortise Deadbolt (MD) chassis.

5) SELECT READER (Reflects price adder to base keypad reader price of \$829.00)		Price adj.
LLL ⁴	Less Reader	-\$829.00
KP	Keypad	Standard
MS	Magnetic Stripe (Swipe)	\$156.00
MSK	Magnetic Stripe (Swipe) + Keypad	\$256.00
MT	Multi-technology Proximity and Smart Card	\$307.00
MTK	Multi-technology + Keypad Proximity and Smart Card	\$407.00
SI	Smart Technology iClass Compatible Reader	\$535.00
SIK	Smart Technology iClass Compatible Reader + Keypad	\$633.00

4. For reader module accessories sold separately, see page 197.
 5. FIPS 201-2 Compliant when applied with the FIPS Multi-technology plus keypad reader module (FMK) and by utilizing the most current firmware available. See page 197 for the FMK reader module.

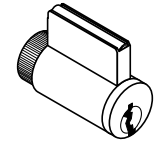
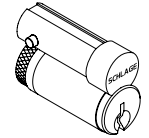
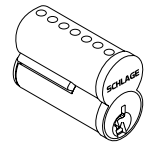
6) SELECT LEVER ⁶		Price adj.
LLL	Less both levers	-\$100.00
Standard options	SPA (Sparta), RHO (Rhodes), ATH (Athens), TLR (Tubular), BRW (Broadway), BRK (Boardwalk), LAT (Latitude), LON (Longitude)	No charge

6. Tactile Warning use 8AT for Athens, 8RO for Rhodes, 8SP for Sparta and 8TR for Tubular. \$77.00 per lever. Applied to exterior lever only unless otherwise specified. Not available with 643e finish.

7) SELECT FINISH		Price adj.
626	Satin Chrome	No charge
605	Bright Brass	\$186.00
606	Satin Brass	\$186.00
612	Satin Bronze	\$186.00
619	Satin Nickel	\$186.00
625	Bright Chrome	\$186.00
643e	Aged Bronze	\$186.00
626AM	Satin Chrome Antimicrobial	\$241.00

AD-300 NETWORKED HARDWIRED
MORTISE/MORTISE DEADBOLT

8) SELECT CYLINDER TYPE		Price adjustment	
		Open	Restricted
<input type="checkbox"/> ● P6	With Cylinder, Schlage, Everest 29 S123, 6-pin KIL standard	No charge	\$35.00
L	Less Cylinder, Schlage, Falcon, 6-pin KIL	-\$106.00	-\$106.00
<input type="checkbox"/> ● R	With Cylinder, Schlage 6-pin, Everest 29 S123 standard, FSIC	\$118.00	\$155.00
J	Less Cylinder, Schlage, 6-pin FSIC	-\$63.00	-\$63.00
<input type="checkbox"/> ● G	With Cylinder, Schlage 7-pin, Everest 29R standard, factory master keyed only, SFIC	N/A	\$134.00
B	Less Cylinder, Schlage, Falcon, Competitive OEM's, 7-pin, SFIC	-\$63.00	-\$63.00
L-SAR	Less Cylinder, Sargent (10L + 11L), 6-pin KIL (Only RHO, 8RO, SPA, 8SP, TLR, 8TR, ATH, 8AT lever styles)	No charge	No charge
L-CO6	Less Cylinder, Corbin, 6-pin KIL (Only RHO, 8RO, SPA, 8SP lever styles)	No charge	No charge
J-SAR	Less Cylinder, Sargent 6300, 6-pin FSIC (Only RHO, SPA, TLR, ATH, 8RO, 8SP, 8TR, 8AT lever styles)	No charge	No charge
J-CO6	Less Cylinder, Corbin 8000, 6-pin FSIC (Only RHO, SPA, TLR, ATH, 8RO, 8SP, 8TR, 8AT lever styles)	No charge	No charge
J-CO7	Less Cylinder, Corbin 8000-7, 7-pin FSIC, (Only RHO, 8RO, SPA, 8SP, TLR, 8TR lever styles)	No charge	No charge
J-MED	Less Cylinder, Medeco 32*0201, 6-pin FSIC (Only RHO, 8RO, SPA, 8SP lever styles)	No charge	No charge
J-YA6	Less Cylinder, Yale 1210 or Medeco 31*0100, 6-pin FSIC (Only RHO, SPA, TLR, ATH, 8RO, 8SP, 8TR, 8AT lever styles)	No charge	No charge
J-YA7	Less Cylinder, Yale 1220, 7-pin FSIC (Only RHO, 8RO, SPA, 8SP lever styles)	No charge	No charge
L-FA7	Less Cylinder, Falcon, 7-pin, KIL (Only RHO, 8RO, SPA, 8SP lever styles)	No charge	No charge


Full Cylinder
P6, L, L-SAR, L-FA7

FSIC Format
R, J, J-SAR, J-CO6, J-CO7, J-YA6

SFIC Format
B, G

● Master Keyed cylinders can be specified and will be shipped in lock packaging. For Master Keying System Summary form which should accompany the master keyed order, see page 301.

△ For master keying, an additional charge of \$33.20 each applies. Specify line item 50-210.

□ Control keys for installation/removal of interchangeable cores are not furnished and must be ordered separate.

For additional assistance on Master Keying as well as restricted keyways, please contact customer service.

9) SELECT KEYING TYPE		Price adj.
Open keyway families: KIL or FSIC¹		
S123	Everest 29 S (Key in Lever or FSIC)	Standard
C123	Everest C	No charge
C/CE/E/EF/F/FG/G	Classic Obverse	No charge
Restricted keyway families: KIL or FSIC^{1,2}		
29T	Everest 29 T	\$35.00
D	Everest D	\$35.00
Classic Restricted	Quad, Numbered, Reverse	\$35.00
Restricted keyway families: SFIC³		
29R	Everest 29 R	No charge
B	Everest B	No charge

1. Full size key systems (Everest 29 S and T, Everest C and D, Obverse and Quad) are available in Primus and Primus XP key system and must be ordered separately. Lock should be ordered less cylinder and Primus cylinder should be a separate line.

2. Everest restricted keyways require a Letter of Authorization to be submitted with the order. See page 307 for sample Letter of Authorization.

3. Master keyed cylinders can be specified and will be shipped in lock packaging. For Master Keying System Summary form which should accompany the master keyed order, see page 301.

10) SELECT HANDING (Field reversible)		Price adj.
RH	Right handed	Standard
LH	Left handed	No charge
RHR	Right handed reverse	No charge
LHR	Left handed reverse	No charge



AD-300 NETWORKED HARDWIRED

MORTISE/MORTISE DEADBOLT

11) SELECT BATTERY		Price adj.
Cover only	No batteries or holder	Standard

12) SELECT MORTISE LOCK ARMOR FRONT		Price adj.
LLL	Less Armor Front	-\$27.00
09-663	1-1/4" Wide square corner, latch for MS	Standard
09-669	1-1/16" Wide square corner, Latch, options for MS	No charge
09-666	1-1/4" Wide square corner, latch x deadbolt for MD	Standard
09-672	1-1/16" Wide square corner, latch x deadbolt, options for MD	No charge

13) SELECT STRIKE PLATE		Price adj.
LLL	Less Strike	-\$20.00
10-072	1-1/4" x 4-7/8" Square corner + box; 1-3/16" lip length	Standard
10-072xx	1-1/4" x 4-7/8" Square corner + box; specify lip length (xx) as 1" or 1-1/2"	No charge
10-072xx	1-1/4" x 4-7/8" Square corner + box; specify lip length (xx) as 1-3/4"	\$51.00
10-075 ¹	1/2" Rabbeted	\$173.00
37-015	Strike frame reinforcer, specify 37-015	No charge

- For 1-3/4" thick doors, use wide armor front. For over 1-3/4" thick door extended equally (EE) use 1-1/4" wide armor front.
- Extended lead time, consult customer service.

14) SELECT DOOR THICKNESS		Price adj.
134	1-3/4"	Standard
Example 138	1-3/8" to 2-3/4", Shims included (Specify in 1/8" increments)	\$92.00

15) SELECT OPTIONS		Price adj.
BAA ²	BAA Compliant product	\$134.00

- BAA compliant products must have the cover letter on page 311 included with the order. Failure to use this cover letter will result in the customer receiving non-BAA compliant product with no recourse for an RMA or refund. BAA compliant product requires a longer lead time, please contact customer service for details.
 - Connections other than Wiegand or Clock & Data may incur additional fee. Consult access control software provider for details.
 - Add PIB300-2D if Wiegand or Clock & Data connection to ACP is required. Sold separately. See page 158 for details.
- Accessories available, see pages 155–160.
 Credentials available, see pages 17–22.

AD-300 NETWORKED HARDWIRED
EXIT TRIM


1-3) SELECT CHASSIS/TRIM TYPE (See page 111 for exit device compatibility.)		Price
AD-300-993R	Exit Rim/Concealed Vertical Rod (Metal Door)/Concealed Vertical Cable (Metal Door)	\$3,353.00
AD-300-993S	Exit Surface Vertical Rod	\$3,393.00
AD-300-993M	Exit Mortise Lock	\$3,393.00


AD-300-993R-70-MTK

4) SELECT FUNCTION (Locking function capabilities are determined by users access control system.)		Price adj.
70 ¹	Storeroom	Standard
50 ^{1,2}	Office/Classroom	\$11.00
40 ²	Privacy	\$11.00
60 ²	Apartment	\$11.00


MS

MSK

MT/SI

MTK/SIK/FMK

1. Less Door Position Switch, deduct -\$30.00. Use suffix LDP.
2. Requires RS485 connection to ACP. See page 121 for system diagram. Check with access control software provider to verify function is enabled.

5) SELECT READER (Reflects price adder to base keypad reader price of \$829.00)		Price adj.
LLL ³	Less Reader	-\$829.00
KP	Keypad	Standard
MS	Magnetic Stripe (Swipe)	\$156.00
MSK	Magnetic Stripe (Swipe) + Keypad	\$256.00
MT	Multi-technology Proximity and Smart Card	\$307.00
MTK	Multi-technology + Keypad Proximity and Smart Card	\$407.00
SI	Smart Technology iClass Compatible Reader	\$535.00
SIK	Smart Technology iClass Compatible Reader + Keypad	\$633.00

3. For reader module accessories sold separately, see page 197.
4. FIPS 201-2 Compliant when applied with the FIPS Multi-technology plus keypad reader module (FMK) and by utilizing the most current firmware available. See page 197 for the FMK reader module.

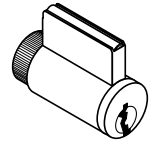
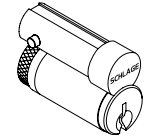
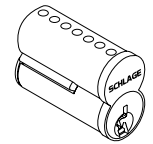
6) SELECT LEVER⁵		Price adj.
LLL	Less both levers	-\$34.00
Standard options	SPA (Sparta), RHO (Rhodes), ATH (Athens), TLR (Tubular), BRW (Broadway), BRK (Boardwalk), LAT (Latitude), LON (Longitude)	No charge

5. Tactile Warning use 8AT for Athens, 8RO for Rhodes, 8SP for Sparta and 8TR for Tubular. \$77.00 per lever. Applied to exterior lever only unless otherwise specified. Not available with 643e finish.

7) SELECT FINISH		Price adj.
626	Satin Chrome	No charge
605	Bright Brass	\$186.00
606	Satin Brass	\$186.00
612	Satin Bronze	\$186.00
619	Satin Nickel	\$186.00
625	Bright Chrome	\$186.00
643e	Aged Bronze	\$186.00
626AM	Satin Chrome Antimicrobial	\$241.00

AD-300 NETWORKED HARDWIRED EXIT TRIM

8) SELECT CYLINDER TYPE		Price adjustment	
		Open	Restricted
<input type="checkbox"/> ● P6	With Cylinder, Schlage, Everest 29 S123, 6-pin KIL standard	No charge	\$35.00
L	Less Cylinder, Schlage, Falcon, 6-pin KIL	-\$106.00	-\$106.00
<input type="checkbox"/> ● R	With Cylinder, Schlage 6-pin, Everest 29 S123 standard, FSIC	\$118.00	\$155.00
J	Less Cylinder, Schlage, 6-pin FSIC	-\$63.00	-\$63.00
<input type="checkbox"/> ● G	With Cylinder, Schlage 7-pin, Everest 29R standard, factory master keyed only, SFIC	N/A	\$134.00
B	Less Cylinder, Schlage, Falcon, Competitive OEM's, 7-pin, SFIC	-\$63.00	-\$63.00
L-SAR	Less Cylinder, Sargent (10L + 11L), 6-pin KIL (Only RHO, 8RO, SPA, 8SP, TLR, 8TR, ATH, 8AT lever styles)	No charge	No charge
L-CO6	Less Cylinder, Corbin, 6-pin KIL (Only RHO, 8RO, SPA, 8SP lever styles)	No charge	No charge
J-SAR	Less Cylinder, Sargent 6300, 6-pin FSIC (Only RHO, SPA, TLR, ATH, 8RO, 8SP, 8TR, 8AT lever styles)	No charge	No charge
J-CO6	Less Cylinder, Corbin 8000, 6-pin FSIC (Only RHO, SPA, TLR, ATH, 8RO, 8SP, 8TR, 8AT lever styles)	No charge	No charge
J-CO7	Less Cylinder, Corbin 8000-7, 7-pin FSIC, (Only RHO, 8RO, SPA, 8SP, TLR, 8TR lever styles)	No charge	No charge
J-MED	Less Cylinder, Medeco 32*0201, 6-pin FSIC (Only RHO, 8RO, SPA, 8SP lever styles)	No charge	No charge
J-YA6	Less Cylinder, Yale 1210 or Medeco 31*0100, 6-pin FSIC (Only RHO, SPA, TLR, ATH, 8RO, 8SP, 8TR, 8AT lever styles)	No charge	No charge
J-YA7	Less Cylinder, Yale 1220, 7-pin FSIC (Only RHO, 8RO, SPA, 8SP lever styles)	No charge	No charge
L-FA7	Less Cylinder, Falcon, 7-pin, KIL (Only RHO, 8RO, SPA, 8SP lever styles)	No charge	No charge


Full Cylinder
P6, L, L-SAR, L-FA7

SFIC Format
R, J, J-SAR, J-CO6, J-CO7, J-YA6

SFIC Format
B, G

● Master Keyed cylinders can be specified and will be shipped in lock packaging. For Master Keying System Summary form which should accompany the master keyed order, see page 301.

△ For master keying, an additional charge of **\$33.20** each applies. Specify line item 50-210.

□ Control keys for installation/removal of interchangeable cores are not furnished and must be ordered separate.

For additional assistance on Master Keying as well as restricted keyways, please contact customer service.

9) SELECT KEYING TYPE		Price adj.
Open keyway families: KIL or FSIC¹		
S123	Everest 29 S (Key in Lever or FSIC)	Standard
C123	Everest C	No charge
C/CE/E/EF/F/FG/G	Classic Obverse	No charge
Restricted keyway families: KIL or FSIC^{1,2}		
29T	Everest 29 T	\$35.00
D	Everest D	\$35.00
Classic Restricted	Quad, Numbered, Reverse	\$35.00
Restricted keyway families: SFIC³		
29R	Everest 29 R	No charge
B	Everest B	No charge

1. Full size key systems (Everest 29 S and T, Everest C and D, Obverse and Quad) are available in Primus and Primus XP key system and must be ordered separately. Lock should be ordered less cylinder and Primus cylinder should be a separate line.

2. Everest restricted keyways require a Letter of Authorization to be submitted with the order. See page 307 for sample Letter of Authorization.

3. Master keyed cylinders can be specified and will be shipped in lock packaging. For Master Keying System Summary form which should accompany the master keyed order, see page 301.

10) SELECT HANDING (Field reversible)		Price adj.
RH	Right handed	Standard
LH	Left handed	No charge
RHR	Right handed reverse	No charge
LHR	Left handed reverse	No charge



AD-300 NETWORKED HARDWIRED EXIT TRIM

11) SELECT BATTERY		Price adj.
Cover only	No batteries or holder	Standard

12-13) NO SELECTION REQUIRED

14) SELECT DOOR THICKNESS		Price adj.
134	1-3/4"	Standard
Example 200	1-3/4" to 2-3/4", (Specify in 1/8" increments)	\$92.00

15) SELECT OPTIONS		Price adj.
LRX	Less Von Duprin low current Request-To-Exit switch	-\$82.00
BAA ¹	BAA Compliant product	\$134.00

1. BAA compliant products must have the cover letter on page 311 included with the order. Failure to use this cover letter will result in the customer receiving non-BAA compliant product with no recourse for an RMA or refund. BAA compliant product requires a longer lead time, please contact customer service for details.

Connections other than Wiegand or Clock & Data may incur additional fee. Consult access control software provider for details.

Add PIB300-2D if Wiegand or Clock & Data connection to ACP is required. Sold separately. See page 158 for details.

AD-300 Exit trim comes with a universal mounting plate and is compatible with Von Duprin Series 98/99, 98/99XP, 78, 22/22F exit devices and Falcon 25 rim exit devices with proper low current Request-To-Exit switch (RX-LC). Concealed Vertical Rod and Concealed Vertical Cable trim on metal door only. **When Request-to-exit is required, the Von Duprin RX-LC switch (part #050281) or Falcon AE switch (part #650359) must be used or the Warranty is void.**

Accessories available, see pages 155-160.

Credentials available, see pages 17-22.

AD Series Non-Functioning "Dummy" Exit trim now available. Please see pages 153-154 for details.



AD-302 NETWORKED HARDWIRED CYLINDRICAL (FIPS 201-2 COMPLIANT)

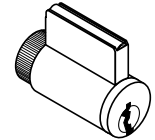

1-4) SELECT CHASSIS/FUNCTION (Locking function capabilities are determined by users access control system)		Price
AD-302-CY-70 ¹	Storeroom	\$2,850.00
AD-302-CY-50 ¹	Office/Classroom	\$2,861.00
AD-302-CY-40 ²	Privacy	\$2,861.00
AD-302-CY-60 ²	Apartment	\$2,861.00



AD-302-CY-70-FMK

1. Less Door Position Switch, deduct -\$30.00. Use suffix LDP.
2. Requires RS485 connection to ACP. See page 122 for system diagram. Check with Access Control software provider to verify function is enabled.

5) SELECT READER		Price adj.
FMK	FIPS 201-2 Multi-technology + Keypad Proximity and Smart Card (PIV and PIV-I Card)	\$743.00

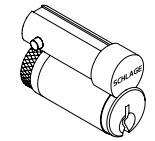


The AD-300 lock can be field upgraded to a FIPS 201-2 compliant solution simply by adding the FMK reader (sold separately) and by using the most current firmware revision.

Verify compatibility of PIV and PIV-I credentials with access control software provider.

 Full Cylinder
P6, L, L-SAR, L-FA7

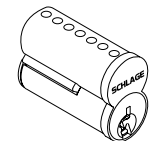
6) SELECT LEVER ⁵		Price adj.
LLL	Less each lever	-\$34.00
Standard options	SPA (Sparta), RHO (Rhodes), ATH (Athens), TLR (Tubular), BRW (Broadway), BRK (Boardwalk), LAT (Latitude), LON (Longitude)	No charge



3. Tactile Warning use 8AT for Athens, 8RO for Rhodes, 8SP for Sparta and 8TR for Tubular. \$77.00 per lever. Applied to exterior lever only unless otherwise specified. Not available with 643e finish.

 FSIC Format
R, J, J-SAR, J-CO6,
J-CO7, J-YA6

7) SELECT FINISH		Price adj.
626	Satin Chrome	No charge
605	Bright Brass	\$186.00
606	Satin Brass	\$186.00
612	Satin Bronze	\$186.00
619	Satin Nickel	\$186.00
625	Bright Chrome	\$186.00
643e	Aged Bronze	\$186.00
626AM	Satin Chrome Antimicrobial	\$241.00


 SFIC Format
B, G

8) SELECT CYLINDER TYPE		Price adjustment	
		Open	Restricted
<input type="checkbox"/> ● P6	With Cylinder, Schlage, Everest 29 S123, 6-pin KIL standard	No charge	\$35.00
<input type="checkbox"/> L	Less Cylinder, Schlage, Falcon, 6-pin KIL	-\$106.00	-\$106.00
<input type="checkbox"/> ● R	With Cylinder, Schlage 6-pin, Everest 29 S123 standard, FSIC	\$118.00	\$155.00
<input type="checkbox"/> J	Less Cylinder, Schlage, 6-pin FSIC	-\$63.00	-\$63.00
<input type="checkbox"/> ● G	With Cylinder, Schlage 7-pin, Everest 29R standard, factory master keyed only, SFIC	N/A	\$134.00
<input type="checkbox"/> B	Less Cylinder, Schlage, Falcon, Competitive OEM's, 7-pin, SFIC	-\$63.00	-\$63.00
<input type="checkbox"/> L-SAR	Less Cylinder, Sargent (10L + 11L), 6-pin KIL (Only RHO, 8RO, SPA, 8SP, TLR, 8TR, ATH, 8AT lever styles)	No charge	No charge
<input type="checkbox"/> L-CO6	Less Cylinder, Corbin, 6-pin KIL (Only RHO, 8RO, SPA, 8SP lever styles)	No charge	No charge
<input type="checkbox"/> J-SAR	Less Cylinder, Sargent 6300, 6-pin FSIC (Only RHO, SPA, TLR, ATH, 8RO, 8SP, 8TR, 8AT lever styles)	No charge	No charge
<input type="checkbox"/> J-CO6	Less Cylinder, Corbin 8000, 6-pin FSIC (Only RHO, SPA, TLR, ATH, 8RO, 8SP, 8TR, 8AT lever styles)	No charge	No charge
<input type="checkbox"/> J-CO7	Less Cylinder, Corbin 8000-7, 7-pin FSIC, (Only RHO, 8RO, SPA, 8SP, TLR, 8TR lever styles)	No charge	No charge
<input type="checkbox"/> J-MED	Less Cylinder, Medeco 32*0201, 6-pin FSIC (Only RHO, 8RO, SPA, 8SP lever styles)	No charge	No charge
<input type="checkbox"/> J-YA6	Less Cylinder, Yale 1210 or Medeco 31*0100, 6-pin FSIC (Only RHO, SPA, TLR, ATH, 8RO, 8SP, 8TR, 8AT lever styles)	No charge	No charge
<input type="checkbox"/> J-YA7	Less Cylinder, Yale 1220, 7-pin FSIC (Only RHO, 8RO, SPA, 8SP lever styles)	No charge	No charge
<input type="checkbox"/> L-FA7	Less Cylinder, Falcon, 7-pin, KIL (Only RHO, 8RO, SPA, 8SP lever styles)	No charge	No charge

● Master Keyed cylinders can be specified and will be shipped in lock packaging. For Master Keying System Summary form which should accompany the master keyed order, see page 301.

△ For master keying, an additional charge of \$33.20 each applies. Specify line item 50-210.

□ Control keys for installation/removal of interchangeable cores are not furnished and must be ordered separate.

For additional assistance on Master Keying as well as restricted keyways, please contact customer service.

AD-302 NETWORKED HARDWIRED

CYLINDRICAL (FIPS 201-2 COMPLIANT)

9) SELECT KEYING TYPE		Price adj.
Open keyway families: KIL or FSIC¹		
S123	Everest 29 S (Key in Lever or FSIC)	Standard
C123	Everest C	No charge
C/CE/E/EF/F/FG/G	Classic Obverse	No charge
Restricted keyway families: KIL or FSIC^{1,2}		
29T	Everest 29 T	\$35.00
D	Everest D	\$35.00
Classic Restricted	Quad, Numbered, Reverse	\$35.00
Restricted keyway families: SFIC³		
29R	Everest 29 R	No charge
B	Everest B	No charge

1. Full size key systems (Everest 29 S and T, Everest C and D, Obverse and Quad) are available in Primus and Primus XP key system and must be ordered separately. Lock should be ordered less cylinder and Primus cylinder should be a separate line.
2. Everest restricted keyways require a Letter of Authorization to be submitted with the order. See page 307 for sample Letter of Authorization.
3. Master keyed cylinders can be specified and will be shipped in lock packaging. For Master Keying System Summary form which should accompany the master keyed order, see page 301.

10) SELECT HANDING (Field reversible)		Price adj.
RH	Right handed	Standard
LH	Left handed	No charge
RHR	Right handed reverse	No charge
LHR	Left handed reverse	No charge

11) SELECT BATTERY		Price adj.
Cover only	No batteries or holder	Standard

12) SELECT BACKSET AND LATCH BOLT		Price adj.
LLL	Less Latch	-\$54.00
13-247	2-3/4" Backset, deadlatch, square corner, 1-1/8" x 2-1/4"	Standard
14-049	2-3/4" Backset, deadlatch anti-friction fire door latch, square corner, 1-1/8" x 2-1/4", 3/4" throw	\$284.00
14-051	2-3/8" Backset, deadlatch, square corner, 1-1/8" x 2-1/4"	No charge
14-050	3-3/4" Backset, deadlatch, square corner, 1-1/8" x 2-1/4"	\$17.00
43-001	5" Backset extension link, deadlatch	\$53.00
39-030 ⁴	Rabbeted latch and strike kit, 605 and 626 only	\$94.70

4. Adapts square corner latch and 2-3/4" square corner strike to 1/2" rabbeted door and frame.

13) SELECT STRIKE PLATE		Price adj.
LLL	Less Strike Plate	-\$8.00
10-025	1-3/16" Lip, ANSI, no box, 1-1/14" x 4-7/8"	Standard
10-013 ⁵	1-1/8" Lip, square corner, T-strike, box, 1-1/8" - 2-3/4"	No charge
10-016	1-1/8" Lip, square corner, T-strike, deep box, fire door latch	No charge
K510-066	Box for ANSI strike (Must be specific)	No charge

5. 1-1/2" Lip available, must specify 1-1/2" Lip \$11.00.

14) SELECT DOOR THICKNESS		Price adj.
134	1-3/4"	Standard
Example 138	1-3/8" to 2-3/4", Shims included (Specify in 1/8" increments)	\$92.00

15) SELECT OPTIONS		Price adj.
BAA ⁶	BAA Compliant product	\$134.00

6. BAA compliant products must have the cover letter on page 311 included with the order. Failure to use this cover letter will result in the customer receiving non-BAA compliant product with no recourse for an RMA or refund. BAA compliant product requires a longer lead time, please contact customer service for details.

Connections other than Wiegand or Clock & Data may incur additional fee. Consult access control software provider for details.

Add PIB300-2D if Wiegand or Clock & Data connection to ACP is required. Sold separately. See page 158 for details.

Standard accessories sold separately available, see pages 155-160.

AD-302 NETWORKED HARDWIRED
MORTISE/MORTISE DEADBOLT (FIPS 201-2 COMPLIANT)


1-3) SELECT CHASSIS		Price
AD-302-MS	Mortise	\$3,274.00
AD-302-MD ¹	Mortise Deadbolt	\$3,325.00

1. Requires RS485 connection to ACP. See page 122 for system diagram. Check with access control software provider to verify function is enabled.

4) SELECT FUNCTION (Locking function capabilities are determined by users access control system)		Price adj.
70 ²	Storeroom (Not available on Mortise Deadbolt)	Standard
50 ^{1,2}	Office/Classroom (Not available on Mortise Deadbolt)	\$11.00
40 ^{1,3}	Privacy	\$11.00
60 ^{1,3}	Apartment	\$11.00

2. Less Door Position Switch, deduct -\$30.00. Use suffix LDP.

3. Inside Push Button (IPB) only included with Mortise (MS) chassis. Mortise Deadbolt (MD) chassis comes with LED indicator only. \$11.00 charge does not apply to Mortise Deadbolt (MD) chassis.

5) SELECT READER		Price adj.
FMK	FIPS 201-2 Multi-technology + Keypad Proximity and Smart Card (PIV and PIV-I Card)	\$743.00

The AD-300 lock can be field upgraded to a FIPS 201-2 compliant solution simply by adding the FMK reader (sold separately) and by using the most current firmware revision.

Verify compatibility of PIV and PIV-I credentials with access control software provider.

6) SELECT LEVER ⁴		Price adj.
LLL	Less both levers	-\$100.00
Standard options	SPA (Sparta), RHO (Rhodes), ATH (Athens), TLR (Tubular), BRW (Broadway), BRK (Boardwalk), LAT (Latitude), LON (Longitude)	No charge

4. Tactile Warning use 8AT for Athens, 8RO for Rhodes, 8SP for Sparta and 8TR for Tubular. \$77.00 per lever. Applied to exterior lever only unless otherwise specified. Not available with 643e finish.

7) SELECT FINISH		Price adj.
626	Satin Chrome	No charge
605	Bright Brass	\$186.00
606	Satin Brass	\$186.00
612	Satin Bronze	\$186.00
619	Satin Nickel	\$186.00
625	Bright Chrome	\$186.00
643e	Aged Bronze	\$186.00
626AM	Satin Chrome Antimicrobial	\$241.00

8) SELECT CYLINDER TYPE		Price adjustment	
		Open	Restricted
△ ● P6	With Cylinder, Schlage, Everest 29 S123, 6-pin KIL standard	No charge	\$35.00
L	Less Cylinder, Schlage, Falcon, 6-pin KIL	-\$106.00	-\$106.00
□ ● R	With Cylinder, Schlage 6-pin, Everest 29 S123 standard, FSIC	\$118.00	\$155.00
J	Less Cylinder, Schlage, 6-pin FSIC	-\$63.00	-\$63.00
□ ● G	With Cylinder, Schlage 7-pin, Everest 29R standard, factory master keyed only, SFIC	N/A	\$134.00
B	Less Cylinder, Schlage, Falcon, Competitive OEM's, 7-pin, SFIC	-\$63.00	-\$63.00
L-SAR	Less Cylinder, Sargent (10L + 11L), 6-pin KIL (Only RHO, 8RO, SPA, 8SP, TLR, 8TR, ATH, 8AT lever styles)	No charge	No charge
L-CO6	Less Cylinder, Corbin, 6-pin KIL (Only RHO, 8RO, SPA, 8SP lever styles)	No charge	No charge
J-SAR	Less Cylinder, Sargent 6300, 6-pin FSIC (Only RHO, SPA, TLR, ATH, 8RO, 8SP, 8TR, 8AT lever styles)	No charge	No charge
J-CO6	Less Cylinder, Corbin 8000, 6-pin FSIC (Only RHO, SPA, TLR, ATH, 8RO, 8SP, 8TR, 8AT lever styles)	No charge	No charge
J-CO7	Less Cylinder, Corbin 8000-7, 7-pin FSIC, (Only RHO, 8RO, SPA, 8SP, TLR, 8TR lever styles)	No charge	No charge
J-MED	Less Cylinder, Medeco 32*0201, 6-pin FSIC (Only RHO, 8RO, SPA, 8SP lever styles)	No charge	No charge
J-YA6	Less Cylinder, Yale 1210 or Medeco 31*0100, 6-pin FSIC (Only RHO, SPA, TLR, ATH, 8RO, 8SP, 8TR, 8AT lever styles)	No charge	No charge
J-YA7	Less Cylinder, Yale 1220, 7-pin FSIC (Only RHO, 8RO, SPA, 8SP lever styles)	No charge	No charge
L-FA7	Less Cylinder, Falcon, 7-pin, KIL (Only RHO, 8RO, SPA, 8SP lever styles)	No charge	No charge

● Master Keyed cylinders can be specified and will be shipped in lock packaging. For Master Keying System Summary form which should accompany the master keyed order, see page 301.

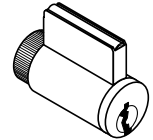
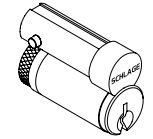
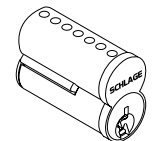
△ For master keying, an additional charge of \$33.20 each applies. Specify line item 50-210.

□ Control keys for installation/removal of interchangeable cores are not furnished and must be ordered separate.

For additional assistance on Master Keying as well as restricted keyways, please contact customer service.



AD-302-MS-70-FMK


 Full Cylinder
P6, L, L-SAR, L-FA7

 FSIC Format
R, J, J-SAR, J-CO6,
J-CO7, J-YA6

 SFIC Format
B, G



AD-302 NETWORKED HARDWIRED

MORTISE/MORTISE DEADBOLT (FIPS 201-2 COMPLIANT)

9) SELECT KEYING TYPE		Price adj.
Open keyway families: KIL or FSIC¹		
S123	Everest 29 S (Key in Lever or FSIC)	Standard
C123	Everest C	No charge
C/CE/E/EF/F/FG/G	Classic Obverse	No charge
Restricted keyway families: KIL or FSIC^{1,2}		
29T	Everest 29 T	\$35.00
D	Everest D	\$35.00
Classic Restricted	Quad, Numbered, Reverse	\$35.00
Restricted keyway families: SFIC³		
29R	Everest 29 R	No charge
B	Everest B	No charge

1. Full size key systems (Everest 29 S and T, Everest C and D, Obverse and Quad) are available in Primus and Primus XP key system and must be ordered separately. Lock should be ordered less cylinder and Primus cylinder should be a separate line.
2. Everest restricted keyways require a Letter of Authorization to be submitted with the order. See page 307 for sample Letter of Authorization.
3. Master keyed cylinders can be specified and will be shipped in lock packaging. For Master Keying System Summary form which should accompany the master keyed order, see page 301.

10) SELECT HANDING (Field reversible)		Price adj.
RH	Right handed	Standard
LH	Left handed	No charge
RHR	Right handed reverse	No charge
LHR	Left handed reverse	No charge

11) SELECT BATTERY		Price adj.
Cover only	No batteries or holder	Standard

12) SELECT MORTISE LOCK ARMOR FRONT		Price adj.
LLL	Less Armor Front	-\$27.00
09-663	1-1/4" Wide square corner, latch for MS	Standard
09-669	1-1/16" Wide square corner, Latch, options for MS	No charge
09-666	1-1/4" Wide square corner, latch x deadbolt for MD	Standard
09-672	1-1/16" Wide square corner, latch x deadbolt, options for MD	No charge

13) SELECT STRIKE PLATE		Price adj.
LLL	Less Strike	-\$20.00
10-072	1-1/4" x 4-7/8" Square corner + box; 1-3/16" lip length	Standard
10-072xx	1-1/4" x 4-7/8" Square corner + box; specify lip length (xx) as 1" or 1-1/2"	No charge
10-072xx	1-1/4" x 4-7/8" Square corner + box; specify lip length (xx) as 1-3/4"	\$51.00
10-075 ⁴	1/2" Rabbeted	\$173.00
37-015	Strike frame reinforcer, specify 37-015	No charge

4. For 1-3/4" thick doors, use wide armor front. For over 1-3/4" thick door extended equally (EE) use 1-1/4" wide armor front.
⁴ Extended lead time, consult customer service.

14) SELECT DOOR THICKNESS		Price adj.
134	1-3/4"	Standard
Example 138	1-3/8" to 2-3/4", Shims included (Specify in 1/8" increments)	\$92.00

15) SELECT OPTIONS		Price adj.
BAA ⁵	BAA Compliant product	\$134.00

5. BAA compliant products must have the cover letter on page 311 included with the order. Failure to use this cover letter will result in the customer receiving non-BAA compliant product with no recourse for an RMA or refund. BAA compliant product requires a longer lead time, please contact customer service for details.

Connections other than Wiegand or Clock & Data may incur additional fee. Consult access control software provider for details.
 Add PIB300-2D if Wiegand or Clock & Data connection to ACP is required. Sold separately. See page 158 for details.
 Accessories including Panel Interface Board (PIB300-2D) Decorative plates, US A-KIT, etc. available, see pages 155-160.



AD-302 NETWORKED HARDWIRED EXIT TRIM (FIPS 201-2 COMPLIANT)

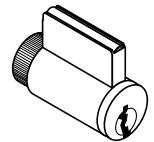

1-3) SELECT CHASSIS/EXIT TRIM TYPE (See page 111 for exit device compatibility.)		Price
AD-302-993R	Exit Rim/Concealed Vertical Rod (Metal Door) / Concealed Vertical Cable (Metal Door)	\$3,353.00
AD-302-993S	Exit Surface Vertical Rod	\$3,393.00
AD-302-993M	Exit Mortise Lock	\$3,393.00


AD-302-993R-70-FMK

4) SELECT FUNCTION (Locking function capabilities are determined by users access control system)		Price adj.
70 ¹	Storeroom	Standard
50 ^{1,2}	Office/Classroom	\$11.00
40 ²	Privacy	\$11.00
60 ²	Apartment	\$11.00

1. Less Door Position Switch, deduct -\$30.00. Use suffix LDP.
2. Requires RS485 connection to ACP. See page 122 for system diagram. Check with access control software provider to verify function is enabled.

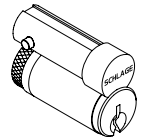
5) SELECT READER		Price adj.
FMK	FIPS 201-2 Multi-technology + Keypad Proximity and Smart Card (PIV and PIV-I Card)	\$743.00



The AD-300 lock can be field upgraded to a FIPS 201-2 compliant solution simply by adding the FMK reader (sold separately) and by using the most current firmware revision.

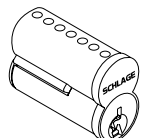
Verify compatibility of PIV and PIV-I credentials with access control software provider.

6) SELECT LEVER ³		Price adj.
LLL	Less both levers	-\$34.00
Standard options	SPA (Sparta), RHO (Rhodes), ATH (Athens), TLR (Tubular), BRW (Broadway), BRK (Boardwalk), LAT (Latitude), LON (Longitude)	No charge

**Full Cylinder
P6, L, L-SAR, L-FA7**


3. Tactile Warning use 8AT for Athens, 8RO for Rhodes, 8SP for Sparta and 8TR for Tubular. \$77.00 per lever. Applied to exterior lever only unless otherwise specified. Not available with 643e finish.

7) SELECT FINISH		Price adj.
626	Satin Chrome	No charge
605	Bright Brass	\$186.00
606	Satin Brass	\$186.00
612	Satin Bronze	\$186.00
619	Satin Nickel	\$186.00
625	Bright Chrome	\$186.00
643e	Aged Bronze	\$186.00
626AM	Satin Chrome Antimicrobial	\$241.00

**FSIC Format
R, J, J-SAR, J-CO6,
J-CO7, J-YA6**


8) SELECT CYLINDER TYPE		Price adjustment	
		Open	Restricted
<input checked="" type="checkbox"/> ● P6	With Cylinder, Schlage, Everest 29 S123, 6-pin KIL standard	No charge	\$35.00
<input type="checkbox"/> L	Less Cylinder, Schlage, Falcon, 6-pin KIL	-\$106.00	-\$106.00
<input checked="" type="checkbox"/> ● R	With Cylinder, Schlage 6-pin, Everest 29 S123 standard, FSIC	\$118.00	\$155.00
<input type="checkbox"/> J	Less Cylinder, Schlage, 6-pin FSIC	-\$63.00	-\$63.00
<input checked="" type="checkbox"/> ● G	With Cylinder, Schlage 7-pin, Everest 29R standard, factory master keyed only, SFIC	N/A	\$134.00
<input type="checkbox"/> B	Less Cylinder, Schlage, Falcon, Competitive OEM's, 7-pin, SFIC	-\$63.00	-\$63.00
L-SAR	Less Cylinder, Sargent (10L + 11L), 6-pin KIL (Only RHO, 8RO, SPA, 8SP, TLR, 8TR, ATH, 8AT lever styles)	No charge	No charge
L-CO6	Less Cylinder, Corbin, 6-pin KIL (Only RHO, 8RO, SPA, 8SP lever styles)	No charge	No charge
J-SAR	Less Cylinder, Sargent 6300, 6-pin FSIC (Only RHO, SPA, TLR, ATH, 8RO, 8SP, 8TR, 8AT lever styles)	No charge	No charge
J-CO6	Less Cylinder, Corbin 8000, 6-pin FSIC (Only RHO, SPA, TLR, ATH, 8RO, 8SP, 8TR, 8AT lever styles)	No charge	No charge
J-CO7	Less Cylinder, Corbin 8000-7, 7-pin FSIC, (Only RHO, 8RO, SPA, 8SP, TLR, 8TR lever styles)	No charge	No charge
J-MED	Less Cylinder, Medeco 32*0201, 6-pin FSIC (Only RHO, 8RO, SPA, 8SP lever styles)	No charge	No charge
J-YA6	Less Cylinder, Yale 1210 or Medeco 31*0100, 6-pin FSIC (Only RHO, SPA, TLR, ATH, 8RO, 8SP, 8TR, 8AT lever styles)	No charge	No charge
J-YA7	Less Cylinder, Yale 1220, 7-pin FSIC (Only RHO, 8RO, SPA, 8SP lever styles)	No charge	No charge
L-FA7	Less Cylinder, Falcon, 7-pin, KIL (Only RHO, 8RO, SPA, 8SP lever styles)	No charge	No charge

**SFIC Format
B, G**

- Master Keyed cylinders can be specified and will be shipped in lock packaging. For Master Keying System Summary form which should accompany the master keyed order, see page 301.

△ For master keying, an additional charge of \$33.20 each applies. Specify line item 50-210.

□ Control keys for installation/removal of interchangeable cores are not furnished and must be ordered separate.

For additional assistance on Master Keying as well as restricted keyways, please contact customer service.

 XE360™ SERIES
 SCHLAGE CONTROL®
 LE LOCK
 NDE LOCK
 AD SERIES NETWORKED
 AD SERIES STANDALONE
 AD SERIES PARTS
 CO SERIES STANDALONE
 CO SERIES PARTS



AD-302 NETWORKED HARDWIRED EXIT TRIM (FIPS 201-2 COMPLIANT)

9) SELECT KEYING TYPE		Price adj.
Open keyway families: KIL or FSIC¹		
S123	Everest 29 S (Key in Lever or FSIC)	Standard
C123	Everest C	No charge
C/CE/E/EF/F/FG/G	Classic Obverse	No charge
Restricted keyway families: KIL or FSIC^{1,2}		
29T	Everest 29 T	\$35.00
D	Everest D	\$35.00
Classic Restricted	Quad, Numbered, Reverse	\$35.00
Restricted keyway families: SFIC³		
29 R	Everest 29 R	No charge
B	Everest B	No charge

1. Full Size key systems (Everest 29 S and T, Everest C and D, Obverse and Quad) are available in Primus and Primus XP key system and must be ordered separately. Lock should be ordered less cylinder and Primus cylinder should be a separate line.
2. Everest Restricted Keyways require a Letter of Authorization to be submitted with the order. See page 307 for sample Letter of Authorization.
3. Master Keyed cylinders can be specified and will be shipped in lock packaging. For Master Keying System Summary form which should accompany the master keyed order, see page 301.

10) SELECT HANDING (Field reversible)		Price adj.
RHR	Right handed reverse	No charge
LHR	Left handed reverse	No charge

11) SELECT BATTERY		Price adj.
Cover only	No batteries or holder	Standard

12-13) NO SELECTION REQUIRED

14) SELECT DOOR THICKNESS		Price adj.
134	1-3/4"	Standard
Example 200	1-3/4" to 2-3/4", (Specify in 1/8" increments)	\$92.00

15) SELECT OPTIONS		Price adj.
LRX	Less Von Duprin low current Request-To-Exit switch	-\$82.00
BAA ⁴	BAA Compliant product	\$134.00

4. BAA compliant products must have the cover letter on page 311 included with the order. Failure to use this cover letter will result in the customer receiving non-BAA compliant product with no recourse for an RMA or refund. BAA compliant product requires a longer lead time, please contact customer service for details.

Connections other than Wiegand or Clock & Data may incur additional fee. Consult access control software provider for details.

Add PIB300-2D if Wiegand or Clock & Data connection to ACP is required. Sold separately. See page 158 for details.

AD-302 Exit trim comes with a universal mounting plate and is compatible with Von Duprin Series 98/99, 98/99XP, 78, 22/22F exit devices and Falcon 25 rim exit devices. RX-LC switch is included unless lock is ordered as LRX, Less Request-to-Exit switch. Please specify if Von Duprin or Falcon RX-LC switch is required. Concealed Vertical Rod and Concealed Vertical Cable trim on metal door only. **When Request-to-exit is required, the Von Duprin RX-LC switch (part #050281) or Falcon AE switch (part #650359) must be used or the Warranty is void.**

Standard accessories sold separately available, see pages 155-160.

AD-400 NETWORKED WIRELESS CYLINDRICAL

1-4) SELECT CHASSIS/FUNCTION (Locking function capabilities are determined by users access control system)		Price
AD-400-CY-70 ¹	Storeroom	\$3,177.00
AD-400-CY-50 ^{1,2}	Office/Classroom	\$3,188.00
AD-400-CY-40 ²	Privacy	\$3,188.00
AD-400-CY-60 ²	Apartment	\$3,188.00

1. Less Door Position Switch, deduct -\$30.00. Use suffix LDP.
2. Requires RS485 connection to ACP. See page 121 for system diagram. Check with access control software provider to verify function is enabled.

5) SELECT READER (Reflects price adder to base keypad reader price of \$829.00)		Price adj.
LLL ³	Less Reader	-\$829.00
KP	Keypad	Standard
MS	Magnetic Stripe (Swipe)	\$156.00
MSK	Magnetic Stripe (Swipe) + Keypad	\$256.00
MT	Multi-technology Proximity and Smart Card	\$307.00
MTK	Multi-technology + Keypad Proximity and Smart Card	\$407.00
SI	Smart Technology iClass Compatible Reader	\$535.00
SIK	Smart Technology iClass Compatible Reader + Keypad	\$633.00

3. For reader module accessories sold separately, see page 197.
4. FIPS 201-2 Compliant when applied with the FIPS Multi-technology plus keypad reader module (FMK) and by utilizing the most current firmware available. See page 197 for the FMK reader module.

6) SELECT LEVER⁵		Price adj.
LLL	Less each lever	-\$34.00
Standard options	SPA (Sparta), RHO (Rhodes), ATH (Athens), TLR (Tubular), BRW (Broadway), BRK (Boardwalk), LAT (Latitude), LON (Longitude)	No charge

5. Tactile Warning use 8AT for Athens, 8RO for Rhodes, 8SP for Sparta and 8TR for Tubular. \$77.00 per lever. Applied to exterior lever only unless otherwise specified. Not available with 643e finish.

7) SELECT FINISH		Price adj.
626	Satin Chrome	No charge
605	Bright Brass	\$186.00
606	Satin Brass	\$186.00
612	Satin Bronze (00C rose not available in 612 finish)	\$186.00
619	Satin Nickel	\$186.00
625	Bright Chrome	\$186.00
643e	Aged Bronze	\$186.00
626AM	Satin Chrome Antimicrobial	\$241.00


KP

MS

MSK

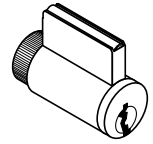
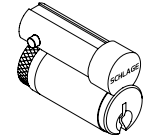
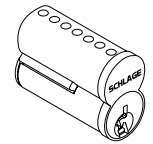
MT/SI

MTK/SIK/FMK

XE360™ SERIES
 SCHLAGE CONTROL®
 LE LOCK
 NDE LOCK
AD SERIES NETWORKED
 AD SERIES STANDALONE
 AD SERIES PARTS
 CO SERIES STANDALONE
 CO SERIES PARTS

AD-400 NETWORKED WIRELESS
CYLINDRICAL

8) SELECT CYLINDER TYPE		Price adjustment	
		Open	Restricted
<input checked="" type="checkbox"/> P6	With Cylinder, Schlage, Everest 29 S123, 6-pin KIL standard	No charge	\$35.00
L	Less Cylinder, Schlage, Falcon, 6-pin KIL	-\$106.00	-\$106.00
<input type="checkbox"/> R	With Cylinder, Schlage 6-pin, Everest 29 S123 standard, FSIC	\$118.00	\$155.00
J	Less Cylinder, Schlage, 6-pin FSIC	-\$63.00	-\$63.00
<input type="checkbox"/> G	With Cylinder, Schlage 7-pin, Everest 29R standard, factory master keyed only, SFIC	N/A	\$134.00
B	Less Cylinder, Schlage, Falcon, Competitive OEM's, 7-pin, SFIC	-\$63.00	-\$63.00
L-SAR	Less Cylinder, Sargent (10L + 11L), 6-pin KIL (Only RHO, 8RO, SPA, 8SP, TLR, 8TR, ATH, 8AT lever styles)	No charge	No charge
L-CO6	Less Cylinder, Corbin, 6-pin KIL (Only RHO, 8RO, SPA, 8SP lever styles)	No charge	No charge
J-SAR	Less Cylinder, Sargent 6300, 6-pin FSIC (Only RHO, SPA, TLR, ATH, 8RO, 8SP, 8TR, 8AT lever styles)	No charge	No charge
J-CO6	Less Cylinder, Corbin 8000, 6-pin FSIC (Only RHO, SPA, TLR, ATH, 8RO, 8SP, 8TR, 8AT lever styles)	No charge	No charge
J-CO7	Less Cylinder, Corbin 8000-7, 7-pin FSIC, (Only RHO, 8RO, SPA, 8SP, TLR, 8TR lever styles)	No charge	No charge
J-MED	Less Cylinder, Medeco 32*0201, 6-pin FSIC (Only RHO, 8RO, SPA, 8SP lever styles)	No charge	No charge
J-YA6	Less Cylinder, Yale 1210 or Medeco 31*0100, 6-pin FSIC (Only RHO, SPA, TLR, ATH, 8RO, 8SP, 8TR, 8AT lever styles)	No charge	No charge
J-YA7	Less Cylinder, Yale 1220, 7-pin FSIC (Only RHO, 8RO, SPA, 8SP lever styles)	No charge	No charge
L-FA7	Less Cylinder, Falcon, 7-pin, KIL (Only RHO, 8RO, SPA, 8SP lever styles)	No charge	No charge


Full Cylinder
P6, L, L-SAR, L-FA7

FSIC Format
R, J, J-SAR, J-CO6, J-CO7, J-YA6

SFIC Format
B, G

● Master Keyed cylinders can be specified and will be shipped in lock packaging. For Master Keying System Summary form which should accompany the master keyed order, see page 301.

△ For master keying, an additional charge of **\$33.20** each applies. Specify line item 50-210.

□ Control keys for installation/removal of interchangeable cores are not furnished and must be ordered separate.

For additional assistance on Master Keying as well as restricted keyways, please contact customer service.

9) SELECT KEYING TYPE		Price adj.
Open keyway families: KIL or FSIC¹		
S123	Everest 29 S (Key in Lever or FSIC)	Standard
C123	Everest C	No charge
C/CE/E/EF/F/FG/G	Classic Obverse	No charge
Restricted keyway families: KIL or FSIC^{1,2}		
29T	Everest 29 T	\$35.00
D	Everest D	\$35.00
Classic Restricted	Quad, Numbered, Reverse	\$35.00
Restricted keyway families: SFIC³		
29 R	Everest 29 R	No charge
B	Everest B	No charge

1. Full Size key systems (Everest 29 S and T, Everest C and D, Obverse and Quad) are available in Primus and Primus XP key system and must be ordered separately. Lock should be ordered less cylinder and Primus cylinder should be a separate line.

2. Everest Restricted Keyways require a Letter of Authorization to be submitted with the order. See page 307 for sample Letter of Authorization.

3. Master Keyed cylinders can be specified and will be shipped in lock packaging. For Master Keying System Summary form which should accompany the master keyed order, see page 301.

10) SELECT HANDING (Field reversible)		Price adj.
RH	Right handed	No charge
LH	Left handed	No charge
RHR	Right handed reverse	No charge
LHR	Left handed reverse	No charge



AD-400 NETWORKED WIRELESS

CYLINDRICAL

11) SELECT BATTERY		Price adj.
LLL	Less Battery Holder, batteries, and cover	-\$41.00
4B	4AA Battery kit	Standard
8B	8AA Battery kit	\$61.00

12) SELECT BACKSET AND LATCH BOLT		Price adj.
LLL	Less Latch	-\$54.00
13-247	2-3/4" Backset, deadlatch, square corner, 1-1/8" x 2-1/4"	Standard
14-049	2-3/4" Backset, deadlatch anti-friction fire door latch, square corner, 1-1/8" x 2-1/4", 3/4" throw	\$284.00
14-051	2-3/8" Backset, deadlatch square corner, 1-1/8" x 2-1/4"	No charge
14-050	3-3/4" Backset, deadlatch square corner, 1-1/8" x 2-1/4"	\$17.00
43-001	5" Backset extension link, deadlatch	\$53.00
39-030 ¹	Rabbeted latch and strike kit, 605 and 626 only	\$94.70

1. Adapts square corner latch and 2-3/4" square corner strike to 1/2" rabbeted door and frame.

13) SELECT STRIKE PLATE		Price adj.
LLL	Less Strike Plate	-\$8.00
10-025	1-3/16" Lip, ANSI, no box, 1-1/14" x 4-7/8"	Standard
10-013 ²	1-1/8" Lip, square corner, T-strike, box, 1-1/8" - 2-3/4"	No charge
10-016	1-1/8" Lip, square corner, T-strike, deep box, fire door latch	No charge
K510-066	Box for ANSI strike (Must be specific)	No charge

2. 1-1/2" Lip available, must specify 1-1/2" Lip \$11.00.

14) SELECT DOOR THICKNESS		Price adj.
134	1-3/4"	Standard
Example 138	1-3/8" to 2-3/4", Shims included (Specify in 1/8" increments)	\$92.00

15) SELECT OPTIONS		Price adj.
BAA ³	BAA Compliant product	\$134.00

3. BAA compliant products must have the cover letter on page 311 included with the order. Failure to use this cover letter will result in the customer receiving non-BAA compliant product with no recourse for an RMA or refund. BAA compliant product requires a longer lead time, please contact customer service for details.

Connections other than Wiegand or Clock & Data may incur additional fee. Consult access control software provider for details.

PIM400 required for connection to ACP; sold separately.

PIM400-TD2 required for Wiegand or Clock & Data connection, See page 158.

If RS485 connection to other ACP is required, contact software provider.

Accessories including Panel Interface Module (PIM400) Decorative plates, SUS A-KIT, etc. available, see pages 155-160.

Credentials available, see pages 17-22.

AD-400 NETWORKED WIRELESS
MORTISE/MORTISE DEADBOLT


1-3) SELECT CHASSIS		Price
AD-400-MS	Mortise	\$3,597.00
AD-400-MD ¹	Mortise Deadbolt	\$3,649.00

1. Requires RS485 connection to ACP. See page 121 for system diagram. Check with access control software provider to verify function is enabled.

4) SELECT FUNCTION (Locking function capabilities are determined by users access control system.)		Price adj.
70 ²	Storeroom (Not available on Mortise Deadbolt)	Standard
50 ^{1,2}	Office/Classroom (Not available on Mortise Deadbolt)	\$11.00
40 ^{1,3}	Privacy	\$11.00
60 ^{1,3}	Apartment	\$11.00

2. Less Door Position Switch, deduct -\$30.00. Use suffix LDP.

3. Inside Push Button (IPB) only included with Mortise (MS) chassis. Mortise Deadbolt (MD) chassis comes with LED indicator only. \$11.00 charge does not apply to Mortise Deadbolt (MD) chassis.

5) SELECT READER (Reflects price adder to base keypad reader price of \$829.00)		Price adj.
LLL ⁴	Less Reader	-\$829.00
KP	Keypad	Standard
MS	Magnetic Stripe (Swipe)	\$156.00
MSK	Magnetic Stripe (Swipe) + Keypad	\$256.00
MT	Multi-technology Proximity and Smart Card	\$307.00
MTK	Multi-technology + Keypad Proximity and Smart Card	\$407.00
SI	Smart Technology iClass Compatible Reader	\$535.00
SIK	Smart Technology iClass Compatible Reader + Keypad	\$633.00

4. For reader module accessories sold separately, see page 197.

5. FIPS 201-2 Compliant when applied with the FIPS Multi-technology plus keypad reader module (FMK) and by utilizing the most current firmware available. See page 197 for the FMK reader module.

6) SELECT LEVER ⁶		Price adj.
LLL	Less both levers	-\$100.00
Standard options	SPA (Sparta), RHO (Rhodes), ATH (Athens), TLR (Tubular), BRW (Broadway), BRK (Boardwalk), LAT (Latitude), LON (Longitude)	No charge

6. Tactile Warning use 8AT for Athens, 8RO for Rhodes, 8SP for Sparta and 8TR for Tubular. \$77.00 per lever. Applied to exterior lever only unless otherwise specified. Not available with 643e finish.

7) SELECT FINISH		Price adj.
626	Satin Chrome	No charge
605	Bright Brass	\$186.00
606	Satin Brass	\$186.00
612	Satin Bronze	\$186.00
619	Satin Nickel	\$186.00
625	Bright Chrome	\$186.00
643e	Aged Bronze	\$186.00
626AM	Satin Chrome Antimicrobial	\$241.00



KP



MS



MSK



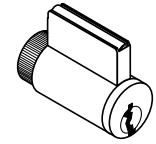
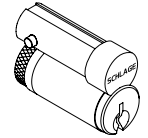
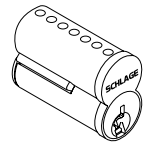
MT/SI



MTK/SIK/FMK

AD-400 NETWORKED WIRELESS
MORTISE/MORTISE DEADBOLT

8) SELECT CYLINDER TYPE		Price adjustment	
		Open	Restricted
<input type="checkbox"/> ● P6	With Cylinder, Schlage, Everest 29 S123, 6-pin KIL standard	No charge	\$35.00
L	Less Cylinder, Schlage, Falcon, 6-pin KIL	-\$106.00	-\$106.00
<input type="checkbox"/> ● R	With Cylinder, Schlage 6-pin, Everest 29 S123 standard, FSIC	\$118.00	\$155.00
J	Less Cylinder, Schlage, 6-pin FSIC	-\$63.00	-\$63.00
<input type="checkbox"/> ● G	With Cylinder, Schlage 7-pin, Everest 29R standard, factory master keyed only, SFIC	N/A	\$134.00
B	Less Cylinder, Schlage, Falcon, Competitive OEM's, 7-pin, SFIC	-\$63.00	-\$63.00
L-SAR	Less Cylinder, Sargent (10L + 11L), 6-pin KIL (Only RHO, 8RO, SPA, 8SP, TLR, 8TR, ATH, 8AT lever styles)	No charge	No charge
L-CO6	Less Cylinder, Corbin, 6-pin KIL (Only RHO, 8RO, SPA, 8SP lever styles)	No charge	No charge
J-SAR	Less Cylinder, Sargent 6300, 6-pin FSIC (Only RHO, SPA, TLR, ATH, 8RO, 8SP, 8TR, 8AT lever styles)	No charge	No charge
J-CO6	Less Cylinder, Corbin 8000, 6-pin FSIC (Only RHO, SPA, TLR, ATH, 8RO, 8SP, 8TR, 8AT lever styles)	No charge	No charge
J-CO7	Less Cylinder, Corbin 8000-7, 7-pin FSIC, (Only RHO, 8RO, SPA, 8SP, TLR, 8TR lever styles)	No charge	No charge
J-MED	Less Cylinder, Medeco 32*0201, 6-pin FSIC (Only RHO, 8RO, SPA, 8SP lever styles)	No charge	No charge
J-YA6	Less Cylinder, Yale 1210 or Medeco 31*0100, 6-pin FSIC (Only RHO, SPA, TLR, ATH, 8RO, 8SP, 8TR, 8AT lever styles)	No charge	No charge
J-YA7	Less Cylinder, Yale 1220, 7-pin FSIC (Only RHO, 8RO, SPA, 8SP lever styles)	No charge	No charge
L-FA7	Less Cylinder, Falcon, 7-pin, KIL (Only RHO, 8RO, SPA, 8SP lever styles)	No charge	No charge


Full Cylinder
P6, L, L-SAR, L-FA7

SFIC Format
R, J, J-SAR, J-CO6, J-CO7, J-YA6

SFIC Format
B, G

● Master Keyed cylinders can be specified and will be shipped in lock packaging. For Master Keying System Summary form which should accompany the master keyed order, see page 301.

△ For master keying, an additional charge of \$33.20 each applies. Specify line item 50-210.

□ Control keys for installation/removal of interchangeable cores are not furnished and must be ordered separate.

For additional assistance on Master Keying as well as restricted keyways, please contact customer service.

9) SELECT KEYING TYPE		Price adj.
Open keyway families: KIL or FSIC¹		
S123	Everest 29 S (Key in Lever or FSIC)	Standard
C123	Everest C	No charge
C/CE/E/EF/F/FG/G	Classic Obverse	No charge
Restricted keyway families: KIL or FSIC^{1,2}		
29T	Everest 29 T	\$35.00
D	Everest D	\$35.00
Classic Restricted	Quad, Numbered, Reverse	\$35.00
Restricted keyway families: SFIC³		
29R	Everest 29 R	No charge
B	Everest B	No charge

1. Full size key systems (Everest 29 S and T, Everest C and D, Obverse and Quad) are available in Primus and Primus XP key system and must be ordered separately. Lock should be ordered less cylinder and Primus cylinder should be a separate line.

2. Everest restricted keyways require a Letter of Authorization to be submitted with the order. See page 307 for sample Letter of Authorization.

3. Master keyed cylinders can be specified and will be shipped in lock packaging. For Master Keying System Summary form which should accompany the master keyed order, see page 301.

10) SELECT HANDING (Field reversible)		Price adj.
RH	Right handed	Standard
LH	Left handed	No charge
RHR	Right handed reverse	No charge
LHR	Left handed reverse	No charge

AD-400 NETWORKED WIRELESS
MORTISE/MORTISE DEADBOLT

11) SELECT BATTERY		Price adj.
LLL	Less Battery Holder, batteries, and cover	-\$41.00
4B	4AA Battery kit	Standard
8B	8AA Battery kit	\$61.00

12) SELECT MORTISE LOCK ARMOR FRONT		Price adj.
LLL	Less Armor Front	-\$27.00
09-663	1-1/4" Wide square corner, latch for MS	Standard
09-669	1-1/16" Wide square corner, latch, options for MS	No charge
09-666	1-1/4" Wide square corner, latch x deadbolt for MD	Standard
09-672	1-1/16" Wide square corner, latch x deadbolt, options for MD	No charge

13) SELECT STRIKE PLATE		Price adj.
LLL	Less Strike	-\$20.00
10-072	1-1/4" x 4-7/8" Square corner + box; 1-3/16" lip length	Standard
10-072xx	1-1/4" x 4-7/8" Square corner + box; specify lip length (xx) as 1" or 1-1/2"	No charge
10-072xx	1-1/4" x 4-7/8" Square corner + box; specify lip length (xx) as 1-3/4"	\$51.00
10-075 ¹	1/2" Rabbeted	\$173.00
37-015	Strike frame reinforcer, specify 37-015	No charge

- For 1-3/4" thick doors, use wide armor front. For over 1-3/4" thick door extended equally (EE) use 1-1/4" wide armor front.
- Extended lead time, consult customer service.

14) SELECT DOOR THICKNESS		Price adj.
134	1-3/4"	Standard
Example 138	1-3/8" to 2-3/4", Shims included (Specify in 1/8" increments)	\$92.00

15) SELECT OPTIONS		Price adj.
BAA ²	BAA Compliant product	\$134.00

- BAA compliant products must have the cover letter on page 311 included with the order. Failure to use this cover letter will result in the customer receiving non-BAA compliant product with no recourse for an RMA or refund. BAA compliant product requires a longer lead time, please contact customer service for details.

Connections other than Wiegand or Clock & Data may incur additional fee. Consult access control software provider for details.

PIM400 required for connection to ACP; sold separately.

PIM400-TD2 required for Wiegand or Clock & Data connection, See page 158.

If RS485 connection to other ACP is required, contact software provider.

Accessories including Panel Interface Module (PIM400) Decorative plates, SUS A-KIT, etc. available, see pages 155-160.

Credentials available, see pages 17-22.

AD-400 NETWORKED WIRELESS EXIT TRIM


1-3) SELECT CHASSIS/TRIM TYPE (See page 111 for exit device compatibility.)		Price
AD-400-993R	Exit Rim/Concealed Vertical Rod (Metal Door)/Concealed Vertical Cable (Metal Door)	\$3,704.00
AD-400-993S	Exit Surface Vertical Rod	\$3,746.00
AD-400-993M	Exit Mortise Lock	\$3,746.00



AD-400-993R-70-MTK

4) SELECT FUNCTION (Locking function capabilities are determined by users access control system.)		Price adj.
70 ¹	Storeroom (Not available on Mortise Deadbolt)	Standard
50 ^{1,2}	Office/Classroom (Not available on Mortise Deadbolt)	\$11.00
40 ²	Privacy	\$11.00
60 ²	Apartment	\$11.00



KP

1. Less Door Position Switch, deduct -\$30.00. Use suffix LDP.
2. Requires RS485 connection to ACP. See page 121 for system diagram. Check with access control software provider to verify function is enabled.



MS

5) SELECT READER (Reflects price adder to base keypad reader price of \$829.00)		Price adj.
LLL ³	Less Reader	-\$829.00
KP	Keypad	Standard
MS	Magnetic Stripe (Swipe)	\$156.00
MSK	Magnetic Stripe (Swipe) + Keypad	\$256.00
MT	Multi-technology Proximity and Smart Card	\$307.00
MTK	Multi-technology + Keypad Proximity and Smart Card	\$407.00
SI	Smart Technology iClass Compatible Reader	\$535.00
SIK	Smart Technology iClass Compatible Reader + Keypad	\$633.00



MSK

3. For reader module accessories sold separately, see page 197.

6) SELECT LEVER ⁴		Price adj.
LLL	Less both levers	-\$34.00
Standard options	SPA (Sparta), RHO (Rhodes), ATH (Athens), TLR (Tubular), BRW (Broadway), BRK (Boardwalk), LAT (Latitude), LON (Longitude)	No charge



MT/SI

4. Tactile Warning use 8AT for Athens, 8RO for Rhodes, 8SP for Sparta and 8TR for Tubular. \$77.00 per lever. Applied to exterior lever only unless otherwise specified. Not available with 643e finish.



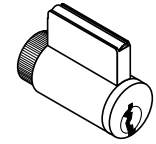
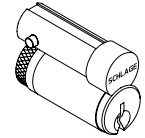
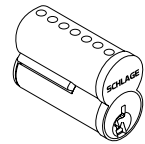
MTK/SIK/FMK

7) SELECT FINISH		Price adj.
626	Satin Chrome	No charge
605	Bright Brass	\$186.00
606	Satin Brass	\$186.00
612	Satin Bronze	\$186.00
619	Satin Nickel	\$186.00
625	Bright Chrome	\$186.00
643e	Aged Bronze	\$186.00
626AM	Satin Chrome Antimicrobial	\$241.00

 XE360™ SERIES
 SCHLAGE CONTROL®
 LE LOCK
 NDE LOCK
 AD SERIES NETWORKED
 AD SERIES STANDALONE
 AD SERIES PARTS
 CO SERIES STANDALONE
 CO SERIES PARTS

AD-400 NETWORKED WIRELESS
EXIT TRIM

8) SELECT CYLINDER TYPE		Price adjustment	
		Open	Restricted
<input checked="" type="checkbox"/> P6	With Cylinder, Schlage, Everest 29 S123, 6-pin KIL standard	No charge	\$35.00
L	Less Cylinder, Schlage, Falcon, 6-pin KIL	-\$106.00	-\$106.00
<input type="checkbox"/> ● R	With Cylinder, Schlage 6-pin, Everest 29 S123 standard, FSIC	\$118.00	\$155.00
J	Less Cylinder, Schlage, 6-pin FSIC	-\$63.00	-\$63.00
<input type="checkbox"/> ● G	With Cylinder, Schlage 7-pin, Everest 29R standard, factory master keyed only, SFIC	N/A	\$134.00
B	Less Cylinder, Schlage, Falcon, Competitive OEM's, 7-pin, SFIC	-\$63.00	-\$63.00
L-SAR	Less Cylinder, Sargent (10L + 11L), 6-pin KIL (Only RHO, 8RO, SPA, 8SP, TLR, 8TR, ATH, 8AT lever styles)	No charge	No charge
L-CO6	Less Cylinder, Corbin, 6-pin KIL (Only RHO, 8RO, SPA, 8SP lever styles)	No charge	No charge
J-SAR	Less Cylinder, Sargent 6300, 6-pin FSIC (Only RHO, SPA, TLR, ATH, 8RO, 8SP, 8TR, 8AT lever styles)	No charge	No charge
J-CO6	Less Cylinder, Corbin 8000, 6-pin FSIC (Only RHO, SPA, TLR, ATH, 8RO, 8SP, 8TR, 8AT lever styles)	No charge	No charge
J-CO7	Less Cylinder, Corbin 8000-7, 7-pin FSIC, (Only RHO, 8RO, SPA, 8SP, TLR, 8TR lever styles)	No charge	No charge
J-MED	Less Cylinder, Medeco 32*0201, 6-pin FSIC (Only RHO, 8RO, SPA, 8SP lever styles)	No charge	No charge
J-YA6	Less Cylinder, Yale 1210 or Medeco 31*0100, 6-pin FSIC (Only RHO, SPA, TLR, ATH, 8RO, 8SP, 8TR, 8AT lever styles)	No charge	No charge
J-YA7	Less Cylinder, Yale 1220, 7-pin FSIC (Only RHO, 8RO, SPA, 8SP lever styles)	No charge	No charge
L-FA7	Less Cylinder, Falcon, 7-pin, KIL (Only RHO, 8RO, SPA, 8SP lever styles)	No charge	No charge


Full Cylinder
P6, L, L-SAR, L-FA7

FSIC Format
R, J, J-SAR, J-CO6, J-CO7, J-YA6

SFIC Format
B, G

● Master Keyed cylinders can be specified and will be shipped in lock packaging. For Master Keying System Summary form which should accompany the master keyed order, see page 301.

△ For master keying, an additional charge of \$33.20 each applies. Specify line item 50-210.

□ Control keys for installation/removal of interchangeable cores are not furnished and must be ordered separate.

For additional assistance on Master Keying as well as restricted keyways, please contact customer service.

9) SELECT KEYING TYPE		Price adj.
Open keyway families: KIL or FSIC¹		
S123	Everest 29 S (Key in Lever or FSIC)	Standard
C123	Everest C	No charge
C/CE/E/EF/F/FG/G	Classic Obverse	No charge
Restricted keyway families: KIL or FSIC^{1,2}		
29T	Everest 29 T	\$35.00
D	Everest D	\$35.00
Classic Restricted	Quad, Numbered, Reverse	\$35.00
Restricted keyway families: SFIC³		
29 R	Everest 29 R	No charge
B	Everest B	No charge

1. Full Size key systems (Everest 29 S and T, Everest C and D, Obverse and Quad) are available in Primus and Primus XP key system and must be ordered separately. Lock should be ordered less cylinder and Primus cylinder should be a separate line.

2. Everest restricted keyways require a Letter of Authorization to be submitted with the order. See page 307 for sample Letter of Authorization.

3. Master Keyed cylinders can be specified and will be shipped in lock packaging. For Master Keying System Summary form which should accompany the master keyed order, see page 301.

10) SELECT HANDING (Field reversible)		Price adj.
RHR	Right handed reverse	No charge
LHR	Left handed reverse	No charge



AD-400 NETWORKED WIRELESS EXIT TRIM

11) SELECT BATTERY		Price adj.
LLL	Less Battery Holder, batteries, and cover	-\$41.00
4B	4AA Battery kit	Standard
8B	8AA Battery kit	\$61.00

12-13) NO SELECTION REQUIRED

14) SELECT DOOR THICKNESS		Price adj.
134	1-3/4"	Standard
Example 200	1-3/4" to 2-3/4", (Specify in 1/8" increments)	\$92.00

15) SELECT OPTIONS		Price adj.
LRX	Less Von Duprin low current Request-To-Exit switch	-\$82.00
BAA ¹	BAA Compliant product	\$134.00

1. BAA compliant products must have the cover letter on page 311 included with the order. Failure to use this cover letter will result in the customer receiving non-BAA compliant product with no recourse for an RMA or refund. BAA compliant product requires a longer lead time, please contact customer service for details.

Connections other than Wiegand or Clock & Data may incur additional fee. Consult access control software provider for details.

PIM400 required for connection to ACP; sold separately.

PIM400-TD2 required for Wiegand or Clock & Data connection, see page 158.

If RS485 connection to other ACP is required, contact software provider.

AD-400 Exit trim comes with a universal mounting plate and is compatible with Von Duprin Series 98/99, 98/99XP, 78, 22/22F exit devices and Falcon 25 rim exit devices. RX-LC switch is included unless lock is ordered as LRX, Less Request-to-Exit switch. Please specify if Von Duprin or Falcon RX-LC switch is required. Concealed Vertical Rod and Concealed Vertical Cable trim on metal door only. **When Request-to-exit is required, the Von Duprin RX-LC switch (part #050281) or Falcon AE switch (part #650359) must be used or the Warranty is void.**

Accessories available, see pages 155-160.

Credentials available, see pages 17-22.

AD Series Non-Functioning "Dummy" Exit trim now available. Please see pages 153-154 for details.

XE360™ SERIES

SCHLAGE CONTROL®

LE LOCK

NDE LOCK

AD SERIES NETWORKED

AD SERIES STANDALONE

AD SERIES PARTS

CO SERIES STANDALONE

CO SERIES PARTS

AD-402 NETWORKED WIRELESS

CYLINDRICAL (FIPS 201-2 COMPLIANT)



1-4) SELECT CHASSIS/FUNCTION (Locking function capabilities are determined by users access control system)		Price
AD-402-CY-70 ¹	Storeroom	\$3,177.00
AD-402-CY-50 ¹	Office/Classroom	\$3,188.00
AD-402-CY-40 ²	Privacy	\$3,188.00
AD-402-CY-60 ²	Apartment	\$3,188.00

1. Less Door Position Switch, deduct -\$30.00. Use suffix LDP.
2. Requires RS485 connection to ACP. See page 122 for system diagram. Check with Access Control software provider to verify function is enabled.

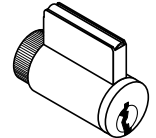


AD-402-CY-70-FMK

5) SELECT READER		Price adj.
FMK	FIPS 201-2 Multi-technology + Keypad Proximity and Smart Card (PIV and PIV-I Card)	\$743.00

The AD-400 lock can be field upgraded to a FIPS 201-2 compliant solution simply by adding the FMK reader (sold separately) and by using the most current firmware revision.

Verify compatibility of PIV and PIV-I credentials with access control software provider.

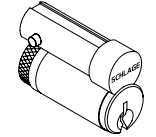


Full Cylinder
P6, L, L-SAR, L-FA7

6) SELECT LEVER ³		Price adj.
LLL	Less each lever	-\$34.00
Standard options	SPA (Sparta), RHO (Rhodes), ATH (Athens), TLR (Tubular), BRW (Broadway), BRK (Boardwalk), LAT (Latitude), LON (Longitude)	No charge

3. Tactile Warning use 8AT for Athens, 8RO for Rhodes, 8SP for Sparta and 8TR for Tubular. \$77.00 per lever. Applied to exterior lever only unless otherwise specified. Not available with 643e finish.

7) SELECT FINISH		Price adj.
626	Satin Chrome	No charge
605	Bright Brass	\$186.00
606	Satin Brass	\$186.00
612	Satin Bronze	\$186.00
619	Satin Nickel	\$186.00
625	Bright Chrome	\$186.00
643e	Aged Bronze	\$186.00
626AM	Satin Chrome Antimicrobial	\$241.00



FSIC Format
R, J, J-SAR, J-CO6, J-CO7, J-YA6

8) SELECT CYLINDER TYPE		Price adjustment	
		Open	Restricted
<input checked="" type="checkbox"/> ● P6	With Cylinder, Schlage, Everest 29 S123, 6-pin KIL standard	No charge	\$35.00
<input type="checkbox"/> L	Less Cylinder, Schlage, Falcon, 6-pin KIL	-\$106.00	-\$106.00
<input checked="" type="checkbox"/> ● R	With Cylinder, Schlage 6-pin, Everest 29 S123 standard, FSIC	\$118.00	\$155.00
<input type="checkbox"/> J	Less Cylinder, Schlage, 6-pin FSIC	-\$63.00	-\$63.00
<input checked="" type="checkbox"/> ● G	With Cylinder, Schlage 7-pin, Everest 29R standard, factory master keyed only, SFIC	N/A	\$134.00
<input type="checkbox"/> B	Less Cylinder, Schlage, Falcon, Competitive OEM's, 7-pin, SFIC	-\$63.00	-\$63.00
L-SAR	Less Cylinder, Sargent (10L + 11L), 6-pin KIL (Only RHO, 8RO, SPA, 8SP, TLR, 8TR, ATH, 8AT lever styles)	No charge	No charge
L-CO6	Less Cylinder, Corbin, 6-pin KIL (Only RHO, 8RO, SPA, 8SP lever styles)	No charge	No charge
J-SAR	Less Cylinder, Sargent 6300, 6-pin FSIC (Only RHO, SPA, TLR, ATH, 8RO, 8SP, 8TR, 8AT lever styles)	No charge	No charge
J-CO6	Less Cylinder, Corbin 8000, 6-pin FSIC (Only RHO, SPA, TLR, ATH, 8RO, 8SP, 8TR, 8AT lever styles)	No charge	No charge
J-CO7	Less Cylinder, Corbin 8000-7, 7-pin FSIC, (Only RHO, 8RO, SPA, 8SP, TLR, 8TR lever styles)	No charge	No charge
J-MED	Less Cylinder, Medeco 32*0201, 6-pin FSIC (Only RHO, 8RO, SPA, 8SP lever styles)	No charge	No charge
J-YA6	Less Cylinder, Yale 1210 or Medeco 31*0100, 6-pin FSIC (Only RHO, SPA, TLR, ATH, 8RO, 8SP, 8TR, 8AT lever styles)	No charge	No charge
J-YA7	Less Cylinder, Yale 1220, 7-pin FSIC (Only RHO, 8RO, SPA, 8SP lever styles)	No charge	No charge
L-FA7	Less Cylinder, Falcon, 7-pin, KIL (Only RHO, 8RO, SPA, 8SP lever styles)	No charge	No charge



SFIC Format
B, G

- Master Keyed cylinders can be specified and will be shipped in lock packaging. For Master Keying System Summary form which should accompany the master keyed order, see page 301.
 - △ For master keying, an additional charge of \$33.20 each applies. Specify line item 50-210.
 - Control keys for installation/removal of interchangeable cores are not furnished and must be ordered separate.
- For additional assistance on Master Keying as well as restricted keyways, please contact customer service.



AD-402 NETWORKED WIRELESS

CYLINDRICAL (FIPS 201-2 COMPLIANT)

9) SELECT KEYING TYPE		Price adj.
Open keyway families: KIL or FSIC¹		
S123	Everest 29 S (Key in Lever or FSIC)	Standard
C123	Everest C	No charge
C/CE/E/EF/F/FG/G	Classic Obverse	No charge
Restricted keyway families: KIL or FSIC^{1,2}		
29T	Everest 29 T	\$35.00
D	Everest D	\$35.00
Classic Restricted	Quad, Numbered, Reverse	\$35.00
Restricted keyway families: SFIC³		
29R	Everest 29 R	No charge
B	Everest B	No charge

1. Full size key systems (Everest 29 S and T, Everest C and D, Obverse and Quad) are available in Primus and Primus XP key system and must be ordered separately. Lock should be ordered less cylinder and Primus cylinder should be a separate line.
2. Everest restricted keyways require a Letter of Authorization to be submitted with the order. See page 307 for sample Letter of Authorization.
3. Master keyed cylinders can be specified and will be shipped in lock packaging. For Master Keying System Summary form which should accompany the master keyed order, see page 301.

10) SELECT HANDING (Field reversible)		Price adj.
RH	Right handed	No charge
LH	Left handed	No charge
RHR	Right handed reverse	No charge
LHR	Left handed reverse	No charge

11) SELECT BATTERY		Price adj.
LLL	Less Battery Holder, batteries, and cover	-\$41.00
4B	4AA Battery kit	Standard
8B	8AA Battery kit	\$61.00

12) SELECT BACKSET AND LATCH BOLT		Price adj.
LLL	Less Latch	-\$54.00
13-247	2-3/4" Backset, deadlatch, square corner, 1-1/8" x 2-1/4"	Standard
14-049	2-3/4" Backset, deadlatch anti-friction fire door latch, square corner, 1-1/8" x 2-1/4", 3/4" throw	\$284.00
14-051	2-3/8" Backset, deadlatch, square corner, 1-1/8" x 2-1/4"	No charge
14-050	3-3/4" Backset, deadlatch, square corner, 1-1/8" x 2-1/4"	\$17.00
43-001	5" Backset extension link, deadlatch	\$53.00
39-030 ⁴	Rabbeted latch and strike kit, 605 and 626 only	\$94.70

4. Adapts square corner latch and 2-3/4" square corner strike to 1/2" rabbeted door and frame.

13) SELECT STRIKE PLATE		Price adj.
LLL	Less Strike Plate	-\$8.00
10-025	1-3/16" Lip, ANSI, no box, 1-1/4" x 4-7/8"	Standard
10-013 ⁵	1-1/8" Lip, square corner, T-strike, box, 1-1/8" - 2-3/4"	No charge
10-016	1-1/8" Lip, square corner, T-strike, deep box, fire door latch	No charge
K510-066	Box for ANSI strike (Must be specific)	No charge

5. 1-1/2" Lip available, must specify 1-1/2" Lip \$11.00.

14) SELECT DOOR THICKNESS		Price adj.
134	1-3/4"	Standard
Example 138	1-3/8" to 2-3/4", Shims included (Specify in 1/8" increments)	\$92.00

15) SELECT OPTIONS		Price adj.
BAA ⁶	BAA Compliant product	\$134.00

6. BAA compliant products must have the cover letter on page 311 included with the order. Failure to use this cover letter will result in the customer receiving non-BAA compliant product with no recourse for an RMA or refund. BAA compliant product requires a longer lead time, please contact customer service for details.

Connections other than Wiegand or Clock & Data may incur additional fee. Consult access control software provider for details.

PIM400 required for connection to ACP; sold separately.

PIM400-TD2 required for Wiegand or Clock & Data connection, See page 158.

If RS485 connection to other ACP is required, contact software provider.

Standard accessories available, see pages 155-160.

AD-402 NETWORKED WIRELESS
MORTISE/MORTISE DEADBOLT (FIPS 201-2 COMPLIANT)


1-3) SELECT CHASSIS		Price
AD-402-MS	Mortise	\$3,597.00
AD-402-MD ¹	Mortise Deadbolt	\$3,649.00

1. Requires RS485 connection to ACP. See page 122 for system diagram. Check with access control software provider to verify function is enabled.



AD-402-MS-70-FMK

4) SELECT FUNCTION (Locking function capabilities are determined by users access control system)		Price adj.
70 ²	Storeroom (Not available on Mortise Deadbolt)	Standard
50 ^{1,2}	Office/Classroom (Not available on Mortise Deadbolt)	\$11.00
40 ^{1,3}	Privacy	\$11.00
60 ^{1,3}	Apartment	\$11.00

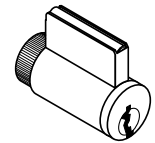
2. Less Door Position Switch, deduct -\$30.00. Use suffix LDP.

3. Inside Push Button (IPB) only included with Mortise (MS) chassis. Mortise Deadbolt (MD) chassis comes with LED indicator only. \$11.00 charge does not apply to Mortise Deadbolt (MD) chassis.

5) SELECT READER		Price adj.
FMK	FIPS 201-2 Multi-technology + Keypad Proximity and Smart Card (PIV and PIV-I Card)	\$743.00

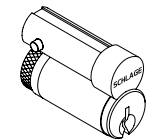
The AD-300 lock can be field upgraded to a FIPS 201-2 compliant solution simply by adding the FMK reader (sold separately) and by using the most current firmware revision.

Verify compatibility of PIV and PIV-I credentials with access control software provider.

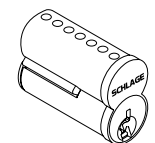

 Full Cylinder
P6, L, L-SAR, L-FA7

6) SELECT LEVER ⁴		Price adj.
LLL	Less both levers	-\$100.00
Standard options	SPA (Sparta), RHO (Rhodes), ATH (Athens), TLR (Tubular), BRW (Broadway), BRK (Boardwalk), LAT (Latitude), LON (Longitude)	No charge

4. Tactile Warning use 8AT for Athens, 8RO for Rhodes, 8SP for Sparta and 8TR for Tubular. \$77.00 per lever. Applied to exterior lever only unless otherwise specified. Not available with 643e finish.


 FSIC Format
R, J, J-SAR, J-CO6,
J-CO7, J-YA6

7) SELECT FINISH		Price adj.
626	Satin Chrome	No charge
605	Bright Brass	\$186.00
606	Satin Brass	\$186.00
612	Satin Bronze	\$186.00
619	Satin Nickel	\$186.00
625	Bright Chrome	\$186.00
643e	Aged Bronze	\$186.00
626AM	Satin Chrome Antimicrobial	\$241.00


 SFIC Format
B, G

8) SELECT CYLINDER TYPE		Price adjustment	
		Open	Restricted
△ ● P6	With Cylinder, Schlage, Everest 29 S123, 6-pin KIL standard	No charge	\$35.00
L	Less Cylinder, Schlage, Falcon, 6-pin KIL	-\$106.00	-\$106.00
□ ● R	With Cylinder, Schlage 6-pin, Everest 29 S123 standard, FSIC	\$118.00	\$155.00
J	Less Cylinder, Schlage, 6-pin FSIC	-\$63.00	-\$63.00
□ ● G	With Cylinder, Schlage 7-pin, Everest 29R standard, factory master keyed only, SFIC	N/A	\$134.00
B	Less Cylinder, Schlage, Falcon, Competitive OEM's, 7-pin, SFIC	-\$63.00	-\$63.00
L-SAR	Less Cylinder, Sargent (10L + 11L), 6-pin KIL (Only RHO, 8RO, SPA, 8SP, TLR, 8TR, ATH, 8AT lever styles)	No charge	No charge
L-CO6	Less Cylinder, Corbin, 6-pin KIL (Only RHO, 8RO, SPA, 8SP lever styles)	No charge	No charge
J-SAR	Less Cylinder, Sargent 6300, 6-pin FSIC (Only RHO, SPA, TLR, ATH, 8RO, 8SP, 8TR, 8AT lever styles)	No charge	No charge
J-CO6	Less Cylinder, Corbin 8000, 6-pin FSIC (Only RHO, SPA, TLR, ATH, 8RO, 8SP, 8TR, 8AT lever styles)	No charge	No charge
J-CO7	Less Cylinder, Corbin 8000-7, 7-pin FSIC, (Only RHO, 8RO, SPA, 8SP, TLR, 8TR lever styles)	No charge	No charge
J-MED	Less Cylinder, Medeco 32*0201, 6-pin FSIC (Only RHO, 8RO, SPA, 8SP lever styles)	No charge	No charge
J-YA6	Less Cylinder, Yale 1210 or Medeco 31*0100, 6-pin FSIC (Only RHO, SPA, TLR, ATH, 8RO, 8SP, 8TR, 8AT lever styles)	No charge	No charge
J-YA7	Less Cylinder, Yale 1220, 7-pin FSIC (Only RHO, 8RO, SPA, 8SP lever styles)	No charge	No charge
L-FA7	Less Cylinder, Falcon, 7-pin, KIL (Only RHO, 8RO, SPA, 8SP lever styles)	No charge	No charge

● Master Keyed cylinders can be specified and will be shipped in lock packaging. For Master Keying System Summary form which should accompany the master keyed order, see page 301.

△ For master keying, an additional charge of \$33.20 each applies. Specify line item 50-210.

□ Control keys for installation/removal of interchangeable cores are not furnished and must be ordered separate.

For additional assistance on Master Keying as well as restricted keyways, please contact customer service.



AD-402 NETWORKED WIRELESS

MORTISE/MORTISE DEADBOLT (FIPS 201-2 COMPLIANT)

9) SELECT KEYING TYPE		Price adj.
Open keyway families: KIL or FSIC¹		
S123	Everest 29 S (Key in Lever or FSIC)	Standard
C123	Everest C	No charge
C/CE/E/EF/F/FG/G	Classic Obverse	No charge
Restricted keyway families: KIL or FSIC^{1,2}		
29T	Everest 29 T	\$35.00
D	Everest D	\$35.00
Classic Restricted	Quad, Numbered, Reverse	\$35.00
Restricted keyway families: SFIC³		
29R	Everest 29 R	No charge
B	Everest B	No charge

1. Full size key systems (Everest 29 S and T, Everest C and D, Obverse and Quad) are available in Primus and Primus XP key system and must be ordered separately. Lock should be ordered less cylinder and Primus cylinder should be a separate line.
2. Everest restricted keyways require a Letter of Authorization to be submitted with the order. See page 307 for sample Letter of Authorization.
3. Master keyed cylinders can be specified and will be shipped in lock packaging. For Master Keying System Summary form which should accompany the master keyed order, see page 301.

10) SELECT HANDING (Field reversible)		Price adj.
RH	Right handed	No charge
LH	Left handed	No charge
RHR	Right handed reverse	No charge
LHR	Left handed reverse	No charge

11) SELECT BATTERY		Price adj.
LLL	Less Battery Holder, batteries, and cover	-\$41.00
4B	4AA Battery kit	Standard
8B	8AA Battery kit	\$61.00

12) SELECT MORTISE LOCK ARMOR FRONT		Price adj.
LLL	Less Armor Front	-\$27.00
09-663	1-1/4" Wide square corner, latch for MS	Standard
09-669	1-1/16" Wide square corner, Latch, options for MS	No charge
09-666	1-1/4" Wide square corner, latch x deadbolt for MD	Standard
09-672	1-1/16" Wide square corner, latch x deadbolt, options for MD	No charge

13) SELECT STRIKE PLATE		Price adj.
LLL	Less Strike	-\$20.00
10-072	1-1/4" x 4-7/8" Square corner + box; 1-3/16" lip length	Standard
10-072xx	1-1/4" x 4-7/8" Square corner + box; specify lip length (xx) as 1" or 1-1/2"	No charge
10-072xx	1-1/4" x 4-7/8" Square corner + box; specify lip length (xx) as 1-3/4"	\$51.00
10-075 ⁴	1/2" Rabbeted	\$173.00
37-015	Strike frame reinforcer, specify 37-015	No charge

4. For 1-3/4" thick doors, use wide armor front. For over 1-3/4" thick door extended equally (EE) use 1-1/4" wide armor front.
- Extended lead time, consult customer service.

14) SELECT DOOR THICKNESS		Price adj.
134	1-3/4"	Standard
Example 138	1-3/8" to 2-3/4", Shims included (Specify in 1/8" increments)	\$92.00

15) SELECT OPTIONS		Price adj.
BAA ⁵	BAA Compliant product	\$134.00

5. BAA compliant products must have the cover letter on page 311 included with the order. Failure to use this cover letter will result in the customer receiving non-BAA compliant product with no recourse for an RMA or refund. BAA compliant product requires a longer lead time, please contact customer service for details.

Connections other than Wiegand or Clock & Data may incur additional fee. Consult access control software provider for details.

PIM400 required for connection to ACP; sold separately.

PIM400-TD2 required for Wiegand or Clock & Data connection, see page 158.

If RS485 connection to other ACP is required, contact software provider.

Accessories available, see pages 155-160.

Credentials available, see pages 17-22.

AD-402 NETWORKED WIRELESS
EXIT TRIM (FIPS 201-2 COMPLIANT)


1-3) SELECT CHASSIS/EXIT TRIM TYPE (See page 111 for exit device compatibility.)		Price
AD-402-993R	Exit Rim/Concealed Vertical Rod (Metal Door)/Concealed Vertical Cable (Metal Door)	\$3,704.00
AD-402-993S	Exit Surface Vertical Rod	\$3,746.00
AD-402-993M	Exit Mortise Lock	\$3,746.00



AD-402-993R-70-FMK

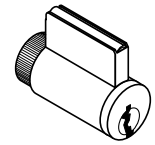
4) SELECT FUNCTION (Locking function capabilities are determined by users access control system.)		Price adj.
70 ¹	Storeroom	Standard
50 ^{1,2}	Office/Classroom	\$11.00
40 ²	Privacy	\$11.00
60 ²	Apartment	\$11.00

1. Less Door Position Switch, deduct -\$30.00. Use suffix LDP.
2. Requires RS485 connection to ACP. See page 122 for system diagram. Check with access control software provider to verify function is enabled.

5) SELECT READER		Price adj.
FMK	FIPS 201-2 Multi-technology + Keypad Proximity and Smart Card (PIV and PIV-I Card)	\$743.00

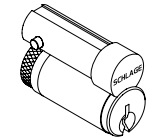
The AD-300 lock can be field upgraded to a FIPS 201-2 compliant solution simply by adding the FMK reader (sold separately) and by using the most current firmware revision.

Verify compatibility of PIV and PIV-I credentials with access control software provider.



6) SELECT LEVER ³		Price adj.
LLL	Less both levers	-\$34.00
Standard options	SPA (Sparta), RHO (Rhodes), ATH (Athens), TLR (Tubular), BRW (Broadway), BRK (Boardwalk), LAT (Latitude), LON (Longitude)	No charge

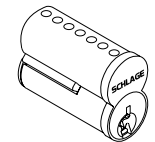
3. Tactile Warning use 8AT for Athens, 8RO for Rhodes, 8SP for Sparta and 8TR for Tubular. \$77.00 per lever. Applied to exterior lever only unless otherwise specified. Not available with 643e finish.


 Full Cylinder
P6, L, L-SAR, L-FA7

7) SELECT FINISH		Price adj.
626	Satin Chrome	No charge
605	Bright Brass	\$186.00
606	Satin Brass	\$186.00
612	Satin Bronze	\$186.00
619	Satin Nickel	\$186.00
625	Bright Chrome	\$186.00
643e	Aged Bronze	\$186.00
626AM	Satin Chrome Antimicrobial	\$241.00

 FSIC Format
R, J, J-SAR, J-CO6,
J-CO7, J-YA6

8) SELECT CYLINDER TYPE		Price adjustment	
		Open	Restricted
△ ● P6	With Cylinder, Schlage, Everest 29 S123, 6-pin KIL standard	No charge	\$35.00
L	Less Cylinder, Schlage, Falcon, 6-pin KIL	-\$106.00	-\$106.00
□ ● R	With Cylinder, Schlage 6-pin, Everest 29 S123 standard, FSIC	\$118.00	\$155.00
J	Less Cylinder, Schlage, 6-pin FSIC	-\$63.00	-\$63.00
□ ● G	With Cylinder, Schlage 7-pin, Everest 29R standard, factory master keyed only, SFIC	N/A	\$134.00
B	Less Cylinder, Schlage, Falcon, Competitive OEM's, 7-pin, SFIC	-\$63.00	-\$63.00
L-SAR	Less Cylinder, Sargent (10L + 11L), 6-pin KIL (Only RHO, 8RO, SPA, 8SP, TLR, 8TR, ATH, 8AT lever styles)	No charge	No charge
L-CO6	Less Cylinder, Corbin, 6-pin KIL (Only RHO, 8RO, SPA, 8SP lever styles)	No charge	No charge
J-SAR	Less Cylinder, Sargent 6300, 6-pin FSIC (Only RHO, SPA, TLR, ATH, 8RO, 8SP, 8TR, 8AT lever styles)	No charge	No charge
J-CO6	Less Cylinder, Corbin 8000, 6-pin FSIC (Only RHO, SPA, TLR, ATH, 8RO, 8SP, 8TR, 8AT lever styles)	No charge	No charge
J-CO7	Less Cylinder, Corbin 8000-7, 7-pin FSIC, (Only RHO, 8RO, SPA, 8SP, TLR, 8TR lever styles)	No charge	No charge
J-MED	Less Cylinder, Medeco 32*0201, 6-pin FSIC (Only RHO, 8RO, SPA, 8SP lever styles)	No charge	No charge
J-YA6	Less Cylinder, Yale 1210 or Medeco 31*0100, 6-pin FSIC (Only RHO, SPA, TLR, ATH, 8RO, 8SP, 8TR, 8AT lever styles)	No charge	No charge
J-YA7	Less Cylinder, Yale 1220, 7-pin FSIC (Only RHO, 8RO, SPA, 8SP lever styles)	No charge	No charge
L-FA7	Less Cylinder, Falcon, 7-pin, KIL (Only RHO, 8RO, SPA, 8SP lever styles)	No charge	No charge


 SFIC Format
B, G

● Master Keyed cylinders can be specified and will be shipped in lock packaging. For Master Keying System Summary form which should accompany the master keyed order, see page 301.

△ For master keying, an additional charge of \$33.20 each applies. Specify line item 50-210.

□ Control keys for installation/removal of interchangeable cores are not furnished and must be ordered separate.

For additional assistance on Master Keying as well as restricted keyways, please contact customer service.



AD-402 NETWORKED WIRELESS

EXIT TRIM (FIPS 201-2 COMPLIANT)

9) SELECT KEYING TYPE		Price adj.
Open keyway families: KIL or FSIC¹		
S123	Everest 29 S (Key in Lever or FSIC)	Standard
C123	Everest C	No charge
C/CE/E/EF/F/FG/G	Classic Obverse	No charge
Restricted keyway families: KIL or FSIC^{1,2}		
29T	Everest 29 T	\$35.00
D	Everest D	\$35.00
Classic Restricted	Quad, Numbered, Reverse	\$35.00
Restricted keyway families: SFIC³		
29 R	Everest 29 R	No charge
B	Everest B	No charge

1. Full Size key systems (Everest 29 S and T, Everest C and D, Obverse and Quad) are available in Primus and Primus XP key system and must be ordered separately. Lock should be ordered less cylinder and Primus cylinder should be a separate line.
2. Everest Restricted Keyways require a Letter of Authorization to be submitted with the order. See page 307 for sample Letter of Authorization.
3. Master Keyed cylinders can be specified and will be shipped in lock packaging. For Master Keying System Summary form which should accompany the master keyed order, see page 301.

10) SELECT HANDING (Field reversible)		Price adj.
RHR	Right handed reverse	No charge
LHR	Left handed reverse	No charge

11) SELECT BATTERY		Price adj.
LLL	Less Battery Holder, batteries, and cover	-\$41.00
4B	4AA Battery kit	Standard
8B	8AA Battery kit	\$61.00

12-13) NO SELECTION REQUIRED

14) SELECT DOOR THICKNESS		Price adj.
134	1-3/4"	Standard
Example 200	1-3/4" to 2-3/4", (Specify in 1/8" increments)	\$92.00

15) SELECT OPTIONS		Price adj.
LRX	Less Von Duprin low current Request-To-Exit switch	-\$82.00
BAA ⁴	BAA Compliant product	\$134.00

4. BAA compliant products must have the cover letter on page 311 included with the order. Failure to use this cover letter will result in the customer receiving non-BAA compliant product with no recourse for an RMA or refund. BAA compliant product requires a longer lead time, please contact customer service for details.

Connections other than Wiegand or Clock & Data may incur additional fee. Consult access control software provider for details.

PIM400 required for connection to ACP; sold separately.

PIM400-TD2 required for Wiegand or Clock & Data connection, see page 158.

If RS485 connection to other ACP is required, contact software provider.

AD-402 Exit trim comes with a universal mounting plate and is compatible with Von Duprin Series 98/99, 98/99XP, 78, 22/22F exit devices and Falcon 25 rim exit devices with proper low current Request-To-Exit switch (RX-LC). Concealed Vertical Rod and Concealed Vertical Cable trim on metal door only. **When Request-to-exit is required, the Von Duprin RX-LC switch (part #050281) or Falcon AE switch (part #650359) must be used or the Warranty is void.**

Standard accessories available, see pages 155-160.

AD Series Non-Functioning "Dummy" Exit trim now available. Please see pages 153-154 for details.

AD-993

NON-FUNCTIONING DUMMY EXIT TRIM



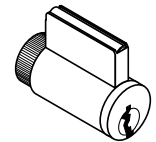
1-4) SELECT CHASSIS/EXIT TRIM TYPE/READER (See page 111 for exit device compatibility.)		Price
AD-993LLL	Dummy Trim Less Reader for Exit Rim/Concealed Vertical Rod/Concealed Vertical Cable/ Surface Vertical Rod/Mortise Lock ¹	See page 195
AD-993DT	Dummy Trim with "Dummy" Reader Cover for Exit Rim/Concealed Vertical Rod/ Surface Vertical Rod/ Mortise Lock	See page 195



AD-993DT

1. Metal door only.

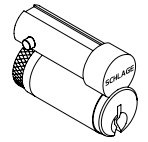
5) SELECT LEVER ²		Price adj.
LLL	Less both levers	See page 195
SPA	Sparta	See page 195
RHO	Rhodes	See page 195
ATH	Athens	See page 195
TLR	Tubular	See page 195
BRW	Broadway	No charge
BRK	Boardwalk	No charge
LAT	Latitude	No charge
LON	Longitude	No charge



Full Cylinder
P6, L, L-SAR, L-FA7

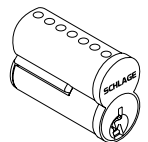
2. Tactile Warning use 8AT for Athens, 8RO for Rhodes, 8SP for Sparta and 8TR for Tubular. \$77.00 per lever. Applied to exterior lever only unless otherwise specified. Not available with 643e finish.

6) SELECT FINISH		Price adj.
626	Satin Chrome	See page 195
605	Bright Brass	See page 195
606	Satin Brass	See page 195
612	Satin Bronze	See page 195
619	Satin Nickel	See page 195
625	Bright Chrome	See page 195
643e	Aged Bronze	See page 195
626AM	Satin Chrome Antimicrobial	See page 195



SFIC Format
R, J, J-SAR, J-CO6,
J-CO7, J-YA6

7) SELECT CYLINDER TYPE		Price adjustment	
		Open	Restricted
<input checked="" type="checkbox"/> ● P6	With Cylinder, Schlage, Everest 29 S123, 6-pin KIL standard	No charge	\$35.00
<input type="checkbox"/> ● L	Less Cylinder, Schlage, Falcon, 6-pin KIL	-\$106.00	-\$106.00
<input checked="" type="checkbox"/> ● R	With Cylinder, Schlage 6-pin, Everest 29 S123 standard, FSIC	\$118.00	\$155.00
<input type="checkbox"/> ● J	Less Cylinder, Schlage, 6-pin FSIC	-\$63.00	-\$63.00
<input checked="" type="checkbox"/> ● G	With Cylinder, Schlage 7-pin, Everest 29R standard, factory master keyed only, SFIC	N/A	\$134.00
<input type="checkbox"/> ● B	Less Cylinder, Schlage, Falcon, Competitive OEM's, 7-pin, SFIC	-\$63.00	-\$63.00
<input type="checkbox"/> ● L-SAR	Less Cylinder, Sargent (10L + 11L), 6-pin KIL (Only RHO, 8RO, SPA, 8SP, TLR, 8TR, ATH, 8AT lever styles)	See page 195	See page 195
<input type="checkbox"/> ● L-CO6	Less Cylinder, Corbin, 6-pin KIL (Only RHO, 8RO, SPA, 8SP lever styles)	See page 195	See page 195
<input type="checkbox"/> ● J-SAR	Less Cylinder, Sargent 6300, 6-pin FSIC (Only RHO, SPA, TLR, ATH, 8RO, 8SP, 8TR, 8AT lever styles)	See page 195	See page 195
<input type="checkbox"/> ● J-CO6	Less Cylinder, Corbin 8000, 6-pin FSIC (Only RHO, SPA, TLR, ATH, 8RO, 8SP, 8TR, 8AT lever styles)	See page 195	See page 195
<input type="checkbox"/> ● J-CO7	Less Cylinder, Corbin 8000-7, 7-pin FSIC, (Only RHO, 8RO, SPA, 8SP, TLR, 8TR lever styles)	See page 195	See page 195
<input type="checkbox"/> ● J-MED	Less Cylinder, Medeco 32*0201, 6-pin FSIC (Only RHO, 8RO, SPA, 8SP lever styles)	See page 195	See page 195
<input type="checkbox"/> ● J-YA6	Less Cylinder, Yale 1210 or Medeco 31*0100, 6-pin FSIC (Only RHO, SPA, TLR, ATH, 8RO, 8SP, 8TR, 8AT lever styles)	See page 195	See page 195
<input type="checkbox"/> ● J-YA7	Less Cylinder, Yale 1220, 7-pin FSIC (Only RHO, 8RO, SPA, 8SP lever styles)	See page 195	See page 195
<input type="checkbox"/> ● L-FA7	Less Cylinder, Falcon, 7-pin, KIL (Only RHO, 8RO, SPA, 8SP lever styles)	See page 195	See page 195



SFIC Format
B, G

● Master Keyed cylinders can be specified and will be shipped in lock packaging. For Master Keying System Summary form which should accompany the master keyed order, see page 301.

△ For master keying, an additional charge of \$33.20 each applies. Specify line item 50-210.

□ Control keys for installation/removal of interchangeable cores are not furnished and must be ordered separate.

For additional assistance on Master Keying as well as restricted keyways, please contact customer service.



AD-993

NON-FUNCTIONING DUMMY EXIT TRIM

8) SELECT KEYING TYPE		Price adj.
Open keyway families: KIL or FSIC¹		
S123	Everest 29 S (Key in Lever or FSIC)	See page 196
C/CE/E/EF/F/FG/G	Classic Obverse	See page 196
Restricted keyway families: KIL or FSIC^{1,2}		
29 T	Everest 29 T	See page 196
D	Everest D	See page 196
Classic Restricted	Quad, Numbered, Reverse	See page 196
Restricted keyway families: SFIC³		
29R	Everest 29 R	See page 196
B	Everest B	See page 196

1. Full Size key systems (Everest 29 S and T, Everest C and D, Obverse and Quad) are available in Primus and Primus XP key system and must be ordered separately. Lock should be ordered less cylinder and Primus cylinder should be a separate line.
2. Everest Restricted Keyways require a Letter of Authorization to be submitted with the order. See page 307 for sample Letter of Authorization.
3. Master Keyed cylinders can be specified and will be shipped in lock packaging. For Master Keying System Summary form which should accompany the master keyed order, see page 301.

9) SELECT HANDING (Field reversible)		Price adj.
RHR	Right handed reverse	See page 196
LHR	Left handed reverse	See page 196

10-12) NO SELECTION REQUIRED

13) SELECT DOOR THICKNESS		Price adj.
134	1-3/4"	See page 196
Example 178	1-7/8" to 2-3/4", (Specify in 1/8" increments)	See page 196

14) SELECT OPTIONS		Price adj.
BAA ⁴	BAA Compliant product	See page 196

3. BAA compliant products must have the cover letter on page 311 included with the order. Failure to use this cover letter will result in the customer receiving non-BAA compliant product with no recourse for an RMA or refund. BAA compliant product requires a longer lead time, please contact customer service for details.

Accessories available, see pages 155-160.

Credentials available, see pages 17-22.

AD Series Exit trim

The AD993DT Non-Functioning Dummy Trim comes with a universal mounting plate and is compatible with the following exit devices:

- **Von Duprin 98/99 and 98/99XP Series**
 - Rim, Concealed Vertical Rod (metal door only), Concealed Vertical Cable (metal door only), Surface Vertical Rod, Mortise. Low current Request-to-Exit Switch optional for future network migration.
- **Von Duprin 78 Series**
 - Rim, Concealed Vertical Rod (metal door only), Surface Vertical Rod
- **Von Duprin 22/22F Series**
 - Rim, Surface Vertical Rod
- **Falcon 25 Series** - Rim
- **Sargent 80 Series** (Narrow design and reversible rim exits not compatible) - Rim
- **Corbin Russwin 5000 Series** - Rim
- **Yale 7000** - Rim
- **Dorma 9300** - Rim
- **Precision 21** - Rim (2100 converts to 21 with Precision's BP21 Kit)

PARTS AND ACCESSORIES

ANDROID™ CABLE For use with SUS Android App	Specify	Price
USB & 2-PIN Android cable ▪ Used to connect Android device to USB and 2-PIN locks and accessories	47282796 SUS A-KIT	See page 197

HANDHELD DEVICE ACCESSORIES Legacy Product Support	Specify	Price
Serial cable ▪ Used to connect current model HHD (BM170) directly to legacy serial products without the need of a CIP	HH-2PIN SERIAL	See page 197
Serial cable ▪ Used to connect previous model HHD (BM150) with CIP to program serial products ▪ Not compatible to current HHD (BM170)	HH-SERIAL	
Null converter ▪ Used to connect Handheld Device to WA Series PIM, using HH-SERIAL serial cable (compatible to current and previous model HHDs)	PIMWA-CV	
Computer interface module (CIP) ▪ Used to program serial products using HH-SERIAL serial cable ▪ Not compatible to current HHD (BM170)	P512112	
CIP with iButton Reader ▪ Used to program serial products using HH-SERIAL serial cable ▪ Not compatible to current HHD (BM170)	P101203	

READER MODULES Select by Technology	FINISHES 605, 606, 612, 619, 625, 626, 626AM, 643e		
Product description	Specify		Price
	Part number	Finish	
Keypad only reader module	KP	.[Finish]	See page 197
Magnetic stripe (Swipe) reader module - Track 1, 2, or 3	MS	.[Finish]	
Magnetic stripe (Swipe) with keypad reader module - Track 1, 2, or 3	MSK	.[Finish]	
Multi-technology reader module - 125 kHz Proximity and 13.56 MHz Smart	MT	.[Finish]	
Multi-technology with keypad reader module - 125 kHz Proximity and 13.56 MHz Smart	MTK	.[Finish]	
Smart technology iClass compatible reader	SI	.[Finish]	
Smart technology iClass compatible reader + keypad	SIK	.[Finish]	
FIPS Multi-technology with keypad reader module - 125 kHz Proximity and 13.56 MHz Smart	FMK	.[Finish]	
Dummy trim reader cover	DT	.[Finish]	

READER MODULE ACCESSORIES	Specify	Price
Magnetic stripe cleaning cards	510310	See page 197



PARTS AND ACCESSORIES

COMMUNICATION MODULE KITS		FINISHES 605, 606, 612, 619, 625, 626, 626AM, 643e		
Product description	Product specification	Specify		Price
		Part number	Finish	
AD-200/AD-250 Offline communication kit (Cover)	Storeroom Functions (Cylindrical and Exit Chassis)	COM200C	.[Finish]	See page 197
AD-200/AD-250 Offline communication kit (Cover with indicator lens) ¹	Privacy/Apartment Functions (Mortise Deadbolt Chassis)	COM200L	.[Finish]	
AD-200/AD-250 Offline communication kit (Cover with push button) ¹	Privacy/Apartment/Office/Classroom Functions (Cylindrical and Mortise Chassis)	COM200P	.[Finish]	
AD-300 Hardwired Communication Kit (Cover with Indicator Lens, RS485 Communication PCB) ^{1,2}	Storeroom Functions (Cylindrical, Mortise and Exit Chassis) Privacy/Apartment Functions (Mortise Deadbolt Chassis)	COM300L	.[Finish]	
AD-300 Hardwired communication kit (Cover with push button, RS485 communication PCB) ^{1,2}	Privacy/Apartment/Office/Classroom Functions (Cylindrical and Mortise Chassis)	COM300P	.[Finish]	
AD-400 Wireless Communication Kit (Cover with indicator lens, 900MHz communication PCB) ^{1,2}	Storeroom Functions (Cylindrical, Mortise and Exit Chassis) Privacy/Apartment Functions (Mortise Deadbolt Chassis)	COM400L	.[Finish]	
AD-400 Wireless communication kit (Cover with push button, 900MHz communication PCB) ^{1,2}	Privacy/Apartment/Office/Classroom Functions (Cylindrical and Mortise Chassis)	COM400P	.[Finish]	

1. Must order and install Door Position Switch #46929121 for proper operation.
2. Must order and install Pigtail Exit Adapter #23536774 for RX-LC switch if retrofitting AD-200-993 to AD-300-993 or AD-400-993.

	Class	Chassis	Type	Storeroom (70)	Office/ Classroom (50)	Apartment (60)	Privacy (40)
OFFLINE	AD-200 and AD-250	CY	Cylindrical	COM200C	COM200P	COM200P	COM200P
	AD-200 and AD-250	MS	Mortise	COM200C	COM200P	COM200P	COM200P
	AD-200 and AD-250	MD	Mortise Deadbolt	N/A	N/A	COM200L	COM200L
	AD-200 and AD-250	993	Exit trim	COM200C	N/A	N/A	N/A
NETWORKED	AD-300	CY	Cylindrical	COM300L	COM300P	COM300P	COM300P
	AD-300	MS	Mortise	COM300L	COM300P	COM300P	COM300P
	AD-300	MD	Mortise Deadbolt	N/A	N/A	COM300L	COM300L
	AD-300	993	Exit trim	COM300L	N/A	N/A	N/A
	AD-400	CY	Cylindrical	COM400L	COM400P	COM400P	COM400P
	AD-400	MS	Mortise	COM400L	COM400P	COM400P	COM400P
	AD-400	MD	Mortise Deadbolt	N/A	N/A	COM400L	COM400L
	AD-400	993	Exit trim	COM400L	N/A	N/A	N/A

Suffixes: C= Cover L= LED Only P= Pushbutton
 Connections other than Wiegand or Clock & Data may incur additional fee. Consult access control provider for details.

DOOR POSITION SWITCH	Specify	Price
Door position switch	46929121	See page 214

PARTS AND ACCESSORIES

BATTERY HOLDER AND COVER KIT Select by Battery Quantity		FINISHES 605, 606, 612, 619, 625, 626, 626AM, 643e	
Description	Specify		Price
	Part number	Finish	
4AA Battery holder and cover kit (Includes 4AA battery holder with cable, 4AA battery strap, battery strap screws, 4AA battery cover, cover screw, Torx® cover screw)	4B (46929055)	.[Finish]	See page 215
8AA Battery holder and cover kit (Includes 8AA battery holder with cable, 8AA battery strap, battery strap screws, 8AA battery cover, cover screw, Torx cover screw, Mylar)	8B (46929089)	.[Finish]	

BATTERY COVER Select by Battery Quantity		FINISHES 605, 606, 612, 619, 625, 626, 626AM, 643e	
Description	Specify		Price
	Part number	Finish	
4AA Battery cover (with screw)	4C (46929071)	.[Finish]	See page 216
8AA Battery cover (with screw)	8C (46929105)	.[Finish]	

TORX® TAMPER SCREW PACK Select by Chassis Type		FINISHES 605, 606, 612, 619, 625, 626, 626AM, 643e		
Chassis	Description	Specify		Price
		Part number	Finish	
Cylindrical	Torx tamper screw pack	23538812	.[Finish]	See page 216
Mortise	Torx tamper screw pack	23538820	.[Finish]	
Exit	Torx tamper screw pack	23538838	.[Finish]	

DECORATIVE PLATE Select by Size		FINISHES 605 ¹ , 626, 643e ¹		
Size	Description	Specify		Price
		Part number	Finish	
1.5" x 3.25" x .105"	Decorative plate (with screws) - Exit trim	23631823	.[Finish]	See page 214
1.7" x 3.5" x .075"	Decorative plate (with screws)	23760267	.[Finish]	
3.2" x 3.5" x .075"	Decorative plate (with screws)	23760283	.[Finish]	
6.0" x 3.5" x .075"	Decorative plate (with screws)	23760317	.[Finish]	
6.6" x 3.5" x .075"	Decorative plate (with screws)	23760325	.[Finish]	
8.0" x 3.5" x .075"	Decorative plate (with screws)	23760309	.[Finish]	
8.0" x 3.5" x .075"	Decorative plate (with screws and welded standoff)	23760291	.[Finish]	
10.5" x 3.5" x .075"	Decorative plate (no screws necessary) - under lock ²	23760259 ²	.[Finish]	
12.0" x 3.5" x .075"	Decorative plate (no screws necessary) - under lock ²	23760275 ²	.[Finish]	

1. 626 Satin Chrome finish standard. Please consult Customer Care for 605 Bright Brass or 643e Aged Bronze.
2. Please consider overall Door Thickness when ordering.
3. Single Decorative plate. Interior and Exterior Decorative plates may be required.
4. Decorative plates may have multiple applications. Please see the [AD Series Retrofit Template Overlay Guide](#) for more information.

SHIM PLATES		Specify	Price
Interior shim plate for AD-200/250/300		23458607	See page 214
Interior shim plate for AD-400		23458565	
Exterior shim plate		23458599	

Note: Device is 0.063" thick.

PARTS AND ACCESSORIES

INSTALLATION TOOLS	Specify	Price
Universal clamp <ul style="list-style-type: none"> The universal clamp is necessary when using the remaining products to ensure hole placement accuracy The "Universal" (Clamp and DPS) products are for use in all CO, AD and LE product installations 	40-286	See page 199
AD Series cylindrical lock installation template	40-288	
Universal cylindrical door position switch (DPS) installation template	40-292	
AD Series mortise lock installation template	40-287	
Universal mortise door position switch (DPS) installation template	40-291	

AD-300/302 HARDWIRED ACCESSORIES		
Connections other than Wiegand or Clock & Data may incur additional fee. Consult access control provider for details.		
PANEL INTERFACE BOARD	Specify	Price
Panel interface board ¹ <ul style="list-style-type: none"> Supports two doors - For BAA compliant PIB300-2D, add \$33.00. Use suffix "BAA" Supports up to two AD-300 Locks Wiegand or Clock & Data output Includes weatherproof enclosure (7.1" x 7.1"), RS485 input Requires 12 or 24 VDC Power supply 	PIB300-2D	\$816.00
Relay board <ul style="list-style-type: none"> For PIB300-2D Optionally used with PIM300-2D to simplify installation with access control panels that require relays Configurable for Normally Open or Normally Closed 	RLBD	\$410.00
MISCELLANEOUS	Specify	Price
Armored door cord, 12" x 1/2"	798-12	\$133.00
Armored door cord, 18" x 1/2"	798-18	\$171.00

1. BAA compliant products must have the cover letter on page 311 included with the order. Failure to use this cover letter will result in the customer receiving non-BAA compliant product with no recourse for an RMA or refund. BAA compliant product requires a longer lead time, please contact customer service for details.

AD-400/402 WIRELESS ACCESSORIES		
PANEL INTERFACE MODULE	Specify	Price
Panel interface module ¹ <ul style="list-style-type: none"> Supports two doors - For BAA compliant PIM400-TD2, add \$33.00. Use suffix "BAA" Wiegand or Clock & Data output Includes weatherproof enclosure (7.1" x 7.1"), internal antenna with ability to add remote antenna Requires 12 or 24 VDC power supply Relay board sold separately 	PIM400-TD2	\$1,434.00
Relay board <ul style="list-style-type: none"> For PIM400-TD2 Optionally used with PIM400-TD2 to simplify installation with access control panels that require relays Configurable for Normally Open or Normally Closed 	RLBD	\$410.00

1. BAA compliant products must have the cover letter on page 311 included with the order. Failure to use this cover letter will result in the customer receiving non-BAA compliant product with no recourse for an RMA or refund. BAA compliant product requires a longer lead time, please contact customer service for details.
 2. Connections other than Wiegand or Clock & Data may incur additional fee. Consult access control provider for details.

PARTS AND ACCESSORIES

AD-400/402 WIRELESS ACCESSORIES		
WIRELESS PORTABLE READERS	Specify	Price
Wireless portable signal tester with dummy trim reader cover ▪ Handheld, battery-operated signal tester with non-functioning dummy trim reader cover	WPR400-DT	\$2,275.00
Wireless portable reader with keypad only reader module ▪ Handheld, battery-operated unit with keypad only reader module	WPR400-KP	\$3,136.00
Wireless portable reader with magnetic stripe (swipe) reader module ▪ Handheld, battery-operated unit with magnetic stripe (swipe) reader module	WPR400-MS	\$3,091.00
Wireless portable reader with magnetic stripe (swipe) with keypad reader module ▪ Handheld, battery-operated unit with magnetic stripe (swipe) with keypad reader module	WPR400-MSK	\$3,306.00
Wireless portable reader with multi-technology reader module ▪ Handheld, battery-operated unit with Multi-technology reader module	WPR400-MT	\$3,420.00
Wireless portable reader with multi-technology with keypad reader module ▪ Handheld, battery-operated unit with Multi-technology with keypad reader module	WPR400-MTK	\$3,477.00
Wireless portable reader with Smart-Technology iClass reader module ▪ Handheld, battery operated unit with Smart-Technology iClass compatible reader module	WPR400-SI	\$3,585.00
Wireless portable reader with Smart-Technology iClass keypad reader module ▪ Handheld, battery operated unit with Smart-Technology iClass compatible with keypad reader module	WPR400-SIK	\$3,641.00
Wireless portable reader with FIPS Multi-technology with keypad reader module ▪ Handheld, battery-operated unit with FIPS Multi-technology with keypad reader module	WPR401-FMK	\$3,938.00
WPR400/TK400 Battery conversion kit ▪ Includes 8AA batteries, 8AA battery holder with appropriate mounting hardware pre-mounted in a new base ▪ Converts from the proprietary battery pack to 8 off-the-shelf AA batteries	24885600	\$169.00
CONTROL KITS	Specify	Price
Elevator control kit ▪ Includes WRI400, PIM400-TD2, ANT400-REM-I/O, 12 VDC power supply	ECK400	\$5,016.00
Gate control kit ▪ Includes WRI400, PIM400-TD2, ANT400-REM-I/O, MGB+MCA5, 12 VDC power supply	GCK400	\$5,240.00
WIRELESS TEST KIT	Specify	Price
Wireless test kit ▪ Pre-installed test kit ▪ Complete with WPR400-DT, PIM400-TD2, 593PI power supply, charger, carrying case	TK400	\$3,005.00
WIRELESS REPEATER KIT	Specify	Price
Wireless repeater kit ▪ Complete with PIM400-TD2 and WRI400	REPTR400	\$3,343.00

1. BAA compliant products must have the cover letter on page 311 included with the order. Failure to use this cover letter will result in the customer receiving non-BAA compliant product with no recourse for an RMA or refund. BAA compliant product requires a longer lead time, please contact customer service for details.
2. Connections other than Wiegand or Clock & Data may incur additional fee. Consult access control provider for details.



PARTS AND ACCESSORIES

AD-400/402 WIRELESS ACCESSORIES		
REMOTE ANTENNAS	Specify	Price
Omni-directional remote indoor/outdoor antenna module <ul style="list-style-type: none"> For indoor use with PIM400 and/or WRI400 Requires MGB+MCA5 Antenna grounding kit for outdoor applications Includes Antenna, 15' coax, coax whip, articulated wall/post mounting hardware 	ANT400-REM-I/O	\$955.00
Directional remote indoor/outdoor antenna module with 6dB Gain <ul style="list-style-type: none"> For indoor use with PIM400 and/or WRI400 Requires MGB+MCA5 Antenna grounding kit for outdoor applications Includes Antenna, 15' coax, coax whip, articulated wall/post mounting hardware 	ANT400-REM-I/O+6DB	\$920.00
Omni-directional remote indoor/outdoor antenna module <ul style="list-style-type: none"> For indoor use with PIM400 and/or WRI400 Includes Antenna, 15' coax, coax whip 	ANT400-REM-CEILING	\$702.00
Bi-directional remote indoor antenna module <ul style="list-style-type: none"> For indoor use with PIM400 and/or WRI400 Includes Antenna, 15' coax, coax whip 	ANT400-REM-HALL	\$1,001.00
ANTENNA GROUNDING KIT	Specify	Price
Antenna grounding kit <ul style="list-style-type: none"> For outdoor mounting May be used with ANT400-REM-I/O, ANT400-REM-I/O+6DB, ANT400-REM-CEILING, ANT400-REM-HALL 	MGB+MCA5	\$330.00
POWER SUPPLY	Specify	Price
120 VAC to 12 VDC Power supply <ul style="list-style-type: none"> Used to power PIM-TD2, PIM-TD4, PIM-EXP, WRI-OTD-12 VDC, and WRI-IN-12 VDC as well as PIM400 and WRI400 	593PI-12DC	\$211.00

1. BAA compliant products must have the cover letter on page 311 included with the order. Failure to use this cover letter will result in the customer receiving non-BAA compliant product with no recourse for an RMA or refund. BAA compliant product requires a longer lead time, please contact customer service for details.
2. Connections other than Wiegand or Clock & Data may incur additional fee. Consult access control provider for details.

Contents

AD Series Standalone Overview.....	161
How to order.....	162
Class.....	163
Chassis.....	163
Exit device compatibility.....	164
AD Series Standalone Functions.....	164
AD Series Standalone Readers.....	165
AD Series Standalone Styles.....	166
AD Series Standalone Configure a product.....	167
Cylinders.....	168
Key systems.....	169
Handing.....	169
Battery.....	169
Backset and latchbolt (Cylindrical chassis).....	170
Mortise lock armor front (Mortise/Mortise deadbolt chassis).....	171
Strike plates (Cylindrical chassis).....	172
Door dimensions.....	173
AD-200 Standalone hardwired.....	174
Cylindrical.....	174
Mortise/mortise deadbolt.....	177
Exit trim.....	180
AD-201 Standalone hardwired.....	183
Cylindrical (FIPS Compliant).....	183
Mortise/mortise deadbolt (FIPS Compliant).....	185
Exit trim (FIPS Compliant).....	187
AD-250 Standalone Rights on card.....	189
Cylindrical.....	189
Mortise/mortise deadbolt.....	191
Exit trim.....	193
AD-993 Non-functioning dummy exit trim.....	195
AD Series Standalone Accessories.....	197

Finish codes and descriptions

BHMA code	Description
605	Bright Brass
606	Satin Brass
612	Satin Bronze
619	Satin Nickel
625	Bright Chromium Plated
626	Satin Chrome
626AM	Satin Stainless Steel, Antimicrobial
643e	Aged Bronze

Customer service

- Order status
- Credit returns of non-defective products
- General sales questions

USA Allegion_Orders@allegion.com
 CAN Canada.CustomerService@allegion.com

Technical support

- Technical questions/issues
- Returns of defective products
- Repairs

USA Electronic_Lock_TechProdSupport@allegion.com
 CAN Canada.TechServices@allegion.com



HOW TO ORDER

REQUIRED FIELDS **FACTORY DEFAULT AND OPTIONS**

AD . 200 . CY . 70 . KP . SPA . 626 . P6 . S123 . RH . 4B . 13-247 . 10-025 . 134 . BAA

1. Series			
2. Class			
200	Rights on lock		
201	FIPS Compliant		
250	Rights on magnetic card		
3. Chassis			
CY	Cylindrical		
MS	Mortise		
MD	Mortise Deadbolt		
993R	Exit trim - Rim/CVR/CVC		
993S	Exit trim - SVR		
993M	Exit trim - Mortise		
993DT	Dummy Exit trim		
4. Function			
70	Storeroom	40	Privacy
50	Office/Classroom	60	Apartment
5. Reader			
KP	Keypad		
MSK	Magnetic stripe + keypad (swipe)		
MS	Magnetic stripe (swipe)		
MTK	Multi-technology + keypad		
MT	Multi-technology		
FMK	FIPS 201-2 Compliant multi-technology + keypad		
SI	Smart technology iClass compatible reader		
SIK	Smart technology iClass compatible reader + keypad		
6. Lever¹			
SPA	Sparta	ATH	Athens
RHO	Rhodes	TLR	Tubular
¹ To add tactile warning, use prefix 8. Example: 8SP			
7. Finish			
605	Bright Brass	625	Bright Chrome
606	Satin Brass	626	Satin Chrome
612	Satin Bronze	643e	Aged Bronze
619	Satin Nickel	626AM	Satin Chrome (Antimicrobial Coating)
8. Cylinder type			
P6	Schlage 6-pin Full Cylinder		
For all options see individual Class/Chassis page			
9. Keyway type			
S123	Everest 29		
For all options see individual Class/Chassis page			
10. Handing			
RH	Right handed	RHR	Right handed reverse
LH	Left handed	LHR	Left handed reverse
11. Battery holder			
4B	4AA Battery kit	8B	8AA Battery kit
12. Backset & latch or Armor front			
13-247	2-3/4" Backset, deadlatch, square corner, 1-1/8" x 2-1/4" (Std. on CY Chassis)		
09-663	Armor front, 1-1/4" wide, square corner (Std. on MS Chassis)		
For all options see individual Class/Chassis page			
13. Strike			
10-025	1-3/16" Lip, ANSI, no box, 1-1/4" x 4-7/8" (Std. on CY Chassis)		
10-072	1-3/16" Lip, 1-1/4" x 4-7/8" square corner, box (Std. on MS Chassis)		
For all options see individual Class/Chassis page			
14. Door thickness			
134	1-3/4" (Std.)		
For all options see individual Class/Chassis page			
15. Additional options			

AD SERIES STANDALONE LOCKS

- With the AD Series, one platform translates to an endless number of adaptable solutions. You can choose the features and functions that are right for the application today, and upgrade to meet your evolving needs in the future.

CLASS		
AD-200	Standalone, User Rights on the Lock. Computer or Manually Programmable. Keypad, Multi-technology or Magnetic stripe reader options available.	
AD-201	FIPS 201-2 Compliant Standalone, User Rights on the Lock. Computer Programmable with FIPS 201-2 Compliant multi-technology reader.	
AD-250	Standalone, user rights on magnetic stripe card. Computer programmable. Magnetic stripe or magnetic stripe + keypad reader options available.	

AD-Series locks are upgradable from standalone to networked by applying a communication module available in the accessories section and new firmware available on <https://commercial.schlage.com/en/resources.html>.






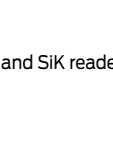
CHASSIS		
CY: Cylindrical	Bored lock installed into round hole in the door	
MS: Mortise	Lock case installed into a mortise rectangular "pocket" in the door	
MD: Mortise Deadbolt	Mortise lock with built-in interconnected auxiliary deadbolt	
993R: Exit Trim	Rim/Concealed Vertical Rod* (CVR) & Concealed Vertical Cable* (CVC) * Metal door only	
993M: Exit Trim	Mortise	
993S: Exit Trim	Surface Vertical Rod (SVR)	
993DT: Exit Trim	Non-Functioning "Dummy" Exit Trim	

- Exit trim utilizes universal hardware to simplify installation to a variety of exit device. AD Series networked locks require a Request-to-Exit switch, please see compatibility chart on next page.

EXIT DEVICE COMPATIBILITY					
Exit trim utilizes universal hardware to simplify installation to a variety of exit devices					
Brand	Compatible exit devices	Rim	SVR	CVR/CVC ¹	Mortise
Von Duprin	98/99 and 98/99XP	●	●	●	●
Von Duprin	78	●	●	CVR Only	
Von Duprin	22/22F	●	●		
Falcon	25	●			
Corbin Russwin®	5000	●			
Precision™	21 ²	●			
Yale®	7000	●			
Dorma®	9300	●			
Sargent®	80 ³	●			

- AD-200 and 250 Offline locks only.
- 1. Metal door only.
- 2. 2100 converts to 21 with Precision's BP21 kit.
- 3. Narrow design and reversible rim exits not compatible.

FUNCTIONS		AD-200/201	AD-250
70: Storeroom	Lockset is normally secure. Inside lever always allows free egress. Valid toggle credentials on the exterior may be used to change to a passage or secured status.		
50: Office/ Classroom	Lockset is normally secure. Inside lever always allows free egress. Interior pushbutton on inside housing may be used to select a passage or secured status. Meets need for lockdown function for safety and security. Valid toggle credentials on the exterior may also be used to change status. Has interior pushbutton (IPB).		
40: Privacy	Lockset is normally secure. Inside lever always allows free egress. Interior pushbutton on inside housing may be used to select a privacy status. The interior pushbutton will disable normal electronic access from the exterior. Opening the door or pressing the interior pushbutton a second time on the inside housing deactivates the privacy status. Has interior pushbutton (IPB).		
60: Apartment	Lockset is normally secure. Inside lever always allows free egress. Interior-pushbutton on inside housing may be used to select a passage or secured status. Opening the door or pressing the interior pushbutton causes the lockset to toggle unsecured. While toggled unsecured, the lockset can only be secured while the door is closed by pressing the interior pushbutton or using a normal credential on the exterior. Normal electronic access from the exterior is always allowed. Has interior pushbutton.		

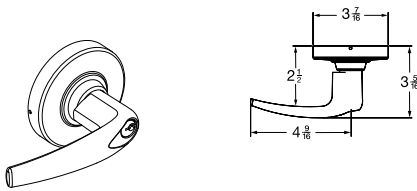
READER		
KP: Keypad	12 button design	
MSK: Magnetic Stripe + Keypad (Swipe)	Configurable to read the complete Track 1, 2 or 3. Available with and without 12 button keypad.	
MS: Magnetic Stripe (Swipe)		
MTK: Multi-technology + Keypad	Single solution that reads 125 kHz proximity and 13.56 MHz smart credentials. Available with and without 12-button keypad	
FMK: FIPS 201-2 Compliant Multi-technology + Keypad		
MT: Multi-technology		
Si/SiK: Smart iClass Compatible Reader	13.56 MHz smart card credential solution compatible with Schlage MIFARE, HID iClass, iClass SE, and SEOS technologies. Available with and without 12-button keypad.	

1. Please refer to AD-Series data sheets and solution sheets prior to ordering to verify credential compatibility.
2. FMK reader now sold separately for field upgrades.
3. Must specify finish when ordering reader separately. KP, MSK and MS readers available in 626, 605, 606, 612, 619, 625 and 643e. MT, MTK, FMK, Si, and SiK readers are available in Grey (for 619, 626, 626AM and 625) and available in Brown (for 605, 606, 612 and 643e).

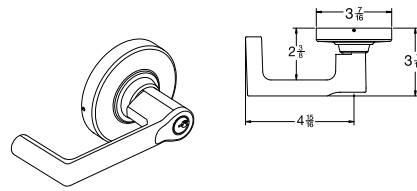
LEVER DESIGNS

ATHENS (ATH)²

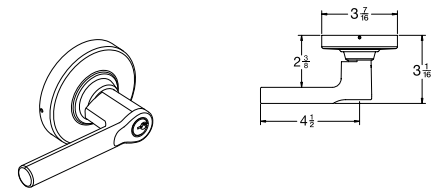
Tactile option: 8AT (knurled)



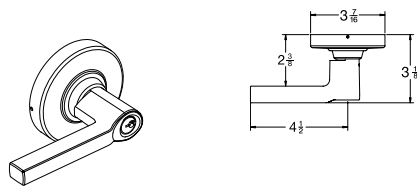
BOARDWALK (BRK)



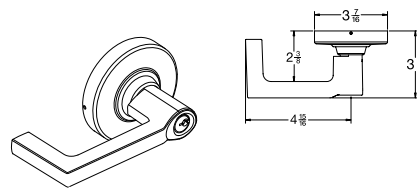
BROADWAY (BRW)



LATITUDE (LAT)

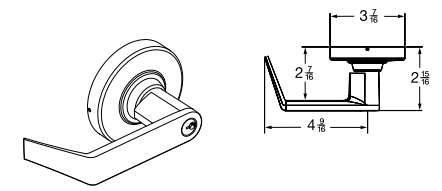


LONGITUDE (LON)



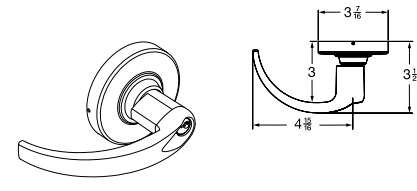
RHODES (RHO)

Tactile option: 8RO (knurled)



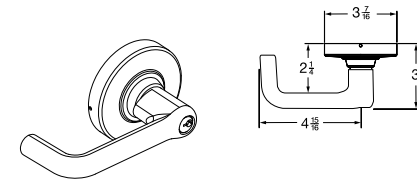
SPARTA (SPA)²

Tactile option: 8SP (knurled)



TUBULAR (TLR)²

Tactile option: 8TR (knurled)



1. All lever designs are available in finishes 605, 606, 612, 619, 625, 626, 643e and 626AM.
2. ATH, SPA, and TLR levers meet California Fire Code for 1/2" or less return to door.
3. Changing lever cylinder compatibility on a device typically requires replacement of existing spring cage and tailpiece.
4. Tactile warning is applied to exterior lever only unless otherwise specified. Not available with 643e finish.
5. AD Series, CO Series, and ND Series levers may be interchangeable in some cases depending whether it is an interior or exterior lever, the type of chassis, and the type of cylinder/spring cage/tailpiece. Please consult the [AD Series Parts Guide](#) for more information.

FINISH CHART			
Finish description	Finish No.	BHMA No.	Government
Bright Brass	605	605E	US3
Satin Brass	606	606E	US4
Satin Bronze	612	612E	US10
Satin Nickel	619		
Bright Chrome	625	625E	US26
Satin Chrome	626	626E	US26D
Satin Chrome Antimicrobial	626AM		

Please refer to the Electronic Access Control catalog or online product information at us.allegion.com to view each finish.

You can **configure and price a full range of products** using the tables and rules shown in this section.

The pricing of locks in this section includes the P6 cylinder in an open keyway (where applicable), default latch, strike and a 1-3/4" thick door. Additional modifications are available using the rules and price adjustments on the subsequent pages.

How to order:

- All applicable product attributes must be provided in the order shown below
- Each value must separated by a period
- If requesting a product "Less (LLL)" any attribute, the entire detailed ACN must be provided
- Fractions will be written with the "/" symbol separating the numerator and the denominator (example 1/2)
- For dimensions that contain a whole number and a fraction, a hyphen "-" will be added after the whole number and before the fraction (example 2-1/4)
- For two dimensions represented together, such as length and width, the values would be separated by an "x" with no spaces
- Finishes should be listed using their BHMA finish as shown in this book

Quantity	Brand	Series	Class + Chassis	Function	Reader	Lever style	Finish	Cylinder	Handing	Battery	Backset & latch or Armor front	Strike	Door dimensions			Options			Keying		
													Door thickness	Extended	Strike lip length	Latch extension	Box for ANSI strike	Rabbeted latch and strike kit	Buy America Act compliant	Keying code	Keyway
1	2	3	4	5	6	7	8	9	10	11	12	13A	13B	13C	14A	14B	14C	14D	15A	15B	15C

Required for all lock orders

If ordering a product "Less (LLL)" any attribute, values for each attribute must be provided.

Only required when deviating from the product's default. Specify only the deviated attribute(s).

Only required when deviating from the product's default. Specify only the deviated attribute(s).

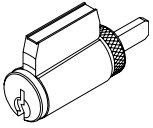
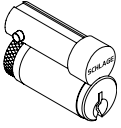


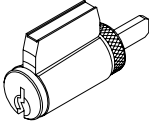


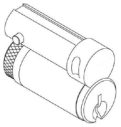





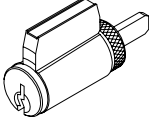
EXAMPLE:

AD . 200CY . 70 . KP . LAT . 626 . P6 . RH . **8B**

Battery deviates from the product default

COMPLETE LOCKS CYLINDERS

Keyed locks are priced including the P6 cylinder with open keyway. Provided below are pricing adjustments based on other available cylinder types. For Primus and Primus XP cylinders, order lock less cylinder and order the Primus or Primus XP cylinder separately.

CYLINDERS		
P6	Conventional 6-pin cylinder	
L	Less conventional cylinder	
R	FSIC (Full size interchangeable core)	
J	Less FSIC	
G	SFIC (Small format interchangeable core) 7-pin	
B	Less SFIC	
L-SAR 	Less cylinder, Sargent® (10L+11L), 6-pin Key-in-Lever (KIL) (Only RHO, SPA, TLR, ATH, 8RO, 8SP, 8TR, 8AT lever styles)	
L-CO6 	Less cylinder, 6-pin Key-in-Lever (KIL) (Only RHO, SPA, 8RO, 8SP lever styles)	
JDSAR 	Less cylinder, Sargent 6300; 6-pin FSIC (Only RHO, SPA, TLR, ATH, 8RO, 8SP, 8TR, 8AT lever styles)	
J-CO6 	Less cylinder, Corbin Russwin® 8000; 6-pin FSIC (Only RHO, SPA, TLR, ATH, 8RO, 8SP, 8TR, 8AT lever styles)	
J-CO7 	Less cylinder, Corbin Russwin 8000-7; 7-pin FSIC (Only RHO, 8RO, SPA, 8SP, TLR, 8TR lever styles)	
J-MED 	Less cylinder, Medeco 32*0201®; 6-pin FSIC	
J-YA6 	Less cylinder, Yale® 1210 or Medeco 31*0100; 6-pin FSIC	
J-YA7 	Less cylinder, Yale 1220; 7-pin FSIC	* Less Core
L-FA7	Less cylinder, Falcon 7-pin Key-in-Lever (KIL) (Only RHO, 8RO, SPA, 8SP lever styles)	 * Less Core

 Extended lead time

1. Competitor lever designs come in finishes 626 standard, and 605, 606, 612, 619, 625, 643e, and 626AM with extended lead-times.
2. For P, R and G -Master Keyed cylinders can be specified and will be shipped in lock packaging.
3. For Master Key System Summary form which should accompany the master keyed order, see pages 301–306.
4. For Master Keying, additional line item 50-210 is required for Classic and Everest cylinders.
5. Control Keys for installation/removal of interchangeable cores are not furnished and must be ordered separate.
6. For additional assistance on Master Keying as well as restricted keyways please contact your local sales representative.
7. Spring cages and tailpieces are different based on the type of cylinder and chassis selected. Please see the [AD Series Parts Guide](#) for more information.
8. The AD Series accepts many popular models of standard, SFIC, and FSIC cylinders. Consult the [Keyway/Cylinder Compatibility Data Sheet](#) (010432) for details. See price book for specific configurations.

COMPLETE LOCKS

KEY SYSTEMS

KEY SYSTEMS AVAILABLE THROUGH SCHLAGE		
Default	Keyway family	Description
▪	Everest 29™ S Keyway Family	Patent protected open keyways that are available in full size Key In Lever (KIL) and Full Size Interchangeable Core (FSIC) formats. Patent protection through 2029.
	Everest 29 T Keyway Family	Patent protected restricted keyways that are available in full size KIL and FSIC formats. Patent protection through 2029.
	Everest D Keyway Family	Restricted keyways that are available in full size KIL and FSIC formats.
	Everest C Keyway Family	Open keyways that are available in full size KIL and FSIC formats.
	Schlage Classic Open Keyways	Classic (C/E/F): Open keyways available in KIL and FSIC designs
	Everest B Keyway Family	Restricted keyways that are available on Small Format Interchangeable Core (SFIC).
	Everest 29 R Keyway Family	Patent protected restricted keyways that are available on SFIC. Patent protection through 2029.

- Everest Restricted Keyways require a Letter of Authorization to be submitted with the order. See sample Letter of Authorization on page 307.
- Full Size key systems (Everest 29 S and T, Everest C and D, Obverse and Quad) are available in Primus and Primus XP key system and must be ordered separately. Lock should be ordered less cylinder and Primus cylinder should be a separate line.
Contact your local RSO representative for assistance in determining which format and level of exclusivity best suits your needs.

COMPLETE LOCKS

HANDING

HANDING		
RH	Right handed: Hinges on right opens inward	
LH	Left handed: Hinges on left opens inward	
RHR	Right handed reverse: Hinges on right opens outward	
LHR	Left handed reverse: Hinges on left opens outward	

- Exit trim 993 chassis available only with RHR or LHR option.
- Handing is field reversible, but requires removal of the exterior escutcheon cover. Please see AD Series installation instructions for details.

COMPLETE LOCKS

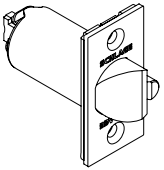
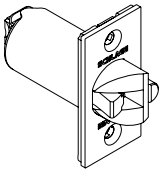
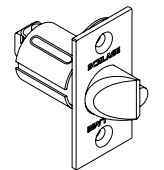
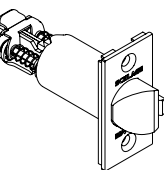
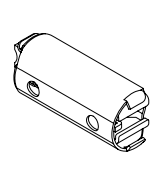
BATTERY

BATTERY		
4B	4AA Battery holder and cover kit	
8B	8AA Battery holder and cover kit	

AD-Series locks use standard off-the-shelf AA batteries.

COMPLETE LOCKS

BACKSET AND LATCHBOLT (CYLINDRICAL CHASSIS)

LATCHES		
13-247	2-3/4" Backset Deadlatch Square corner, 1-1/8" x 2-1/4"	
14-049	2-3/4" Backset Deadlatch Anti-friction fire door latch, Square corner, 1-1/8" x 2-1/4", 3/4" throw	
14-051	2-3/8" Backset Deadlatch Square corner, 1-1/8" x 2-1/4"	
14-050	3-3/4" Backset Deadlatch Square corner, 1-1/8" x 2-1/4"	
43-001	5" Backset extension link Deadlatch	
39-030	Rabbeted latch and strike kit, 605 and 626 only. Adapts square corner latch and 2-3/4" square corner strike to 1/2" rabbeted door and frame.	No image available

XE360™ SERIES
SCHLAGE CONTROL®
LE LOCK
NDE LOCK
AD SERIES NETWORKED
AD SERIES STANDALONE
AD SERIES PARTS
CO SERIES STANDALONE
CO SERIES PARTS

COMPLETE LOCKS MORTISE LOCK ARMOR FRONT (MORTISE/MORTISE DEADBOLT CHASSIS)

- For 1-3/4" thick doors, use wide armor front. For over 1-3/4" thick door extended equally (EE), use 1-1/4" wide armor front.
- Available finishes are 605, 606, 612, 619, 625, and 626.

ARMOR FRONT		
09-663	1-1/4" Wide square corner, latch for MS	
09-669	1-1/16" Wide square corner, latch, options for MS	
09-666	1-1/4" Wide square corner, latch x deadbolt for MD	
09-672	1-1/16" Wide square corner, latch x deadbolt, options for MD	

Images not shown to scale. Consult [AD Series Parts Guide](#) for more information.

COMPLETE LOCKS

STRIKE PLATES (CYLINDRICAL CHASSIS)

STRIKES WITH LOCKS		
10-025	1-3/16" Lip, ANSI, no box, 1-1/4" x 4-7/8"	
10-013	1-1/8" Lip, square corner, T-strike, box, 1-1/8" – 2-3/4", 1-1/2" Lip available, must specify 1-1/2" Lip	
10-016	1-1/8" Lip, square corner, T-strike, deep box, fire door latch	
K510-066	Box for ANSI strike (Must be specific)	
10-072	1-3/16" Lip, 1-1/4" x 4-7/8", square corner, box	
	7/8", 1", 1-1/2", 1-3/4", or 2" Lip, 1-1/4" x 4-7/8", square corner, box	
10-075	1/2" Rabbeted, For 1-3/4" thick doors, use wide armor front. For over 1-3/4" thick door extended equally (EE) use 1-1/4" wide armor front.	
37-015	Strike frame reinforcer, specify 37-015	
XL11-820	One hole for latching functions, RH & LHR doors Lip 1-3/16"	
XL11-821	One hole for latching functions, LH & RHR doors Lip 1-3/16"	
XQ07-351-134	Strike, ANSI, No Box, 1-1/4" x 4-7/8", 1-3/4" Lip Length	Image not available
XQ03-494-134	Strike, square corner, T-strike, box, 1-1/8" x 2-3/4", 1-3/4" Lip	Image not available

XL11-820 and XL11-821 Extended lead time; contact customer service.



COMPLETE LOCKS DOOR DIMENSIONS

DOOR THICKNESS

- Specify door thickness on order only if different than 1-3/4" thick door
- Door thickness should be specified to the nearest 1/8"

DOOR THICKNESS	
1-3/4"	1-3/4"
1-3/8"	1-3/8" to 2-3/4", Shims included (Specify in 1/8" increments)

1. Door thickness kits are available on page 214 to install a lock on a door that is thicker or thinner than 1-3/4". See [AD Series Parts Guide](#) for details. Locks cannot be installed on doors thicker than 2-3/4" or thinner than 1-3/8".
2. Thin door shims are available on page 214 to install a lock on a door that is thinner than 1-3/4".
3. Decorative plates are used to cover exposed holes when retrofitting from existing locks to AD Series locks. The size of plate required will vary based on the size and location of holes being covered. Retrofit information can be found at <https://commercial.schlage.com/en/resources.html>.
4. If under the lock decorative plates are on both sides of device, then door will become 1/8" thicker. A door thickness kit of an incremental 1/8" must be ordered to accommodate under the lock plates.

- III
- CREDENTIALS
- READERS
- SOFTWARE
- READER CONTROLLERS
- ELECTRONIC LOCKS
- ELECTROMAGNETIC LOCKS
- POWER SUPPLIES
- VON DUPRIN ACCESS CONTROL
- SYSTEM ACCESSORIES
- MISC

AD-200 STANDALONE HARDWIRED

CYLINDRICAL



1-4) SELECT CHASSIS/FUNCTION		Price
AD-200-CY-70 ¹	Storeroom	\$2,961.00
AD-200-CY-50 ¹	Office/Classroom	\$2,972.00
AD-200-CY-40	Privacy	\$2,972.00
AD-200-CY-60	Apartment	\$2,972.00



AD-200-CY-70-KP

1. Less Door Position Switch, deduct -\$30.00. Use suffix LDP.

5) SELECT READER (Reflects price adder to base keypad reader price of \$829.00)		Price adj.
LLL ²	Less Reader	-\$829.00
KP	Keypad	Standard
MS	Magnetic Stripe (Swipe)	\$156.00
MSK	Magnetic Stripe (Swipe) + Keypad	\$256.00
MT	Multi-technology Proximity and Smart Card	\$307.00
MTK	Multi-technology + Keypad Proximity and Smart Card	\$407.00
SI	Smart Technology iClass Compatible Reader	\$535.00
SIK	Smart Technology iClass Compatible Reader + Keypad	\$633.00



MS



MSK

2. For reader module accessories sold separately, see page 197.

6) SELECT LEVER ³		Price adj.
LLL	Less each lever	-\$34.00
Standard options	SPA (Sparta), RHO (Rhodes), ATH (Athens), TLR (Tubular), BRW (Broadway), BRK (Boardwalk), LAT (Latitude), LON (Longitude)	No charge



MT/SI

3. Tactile Warning use 8AT for Athens, 8RO for Rhodes, 8SP for Sparta and 8TR for Tubular. \$77.00 per lever. Applied to exterior lever only unless otherwise specified. Not available with 643e finish.

7) SELECT FINISH		Price adj.
626	Satin Chrome	No charge
605	Bright Brass	\$186.00
606	Satin Brass	\$186.00
612	Satin Bronze (00C rose not available in 612 finish)	\$186.00
619	Satin Nickel	\$186.00
625	Bright Chrome	\$186.00
643e	Aged Bronze	\$186.00
626AM	Satin Chrome Antimicrobial	\$241.00

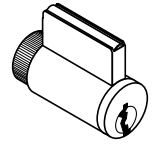
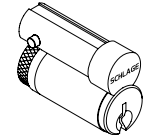
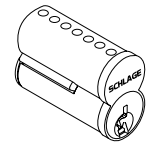


MTK/SIK/FMK

XE360™ SERIES
SCHLAGE CONTROL®
LE LOCK
NDE LOCK
AD SERIES NETWORKED
AD SERIES STANDALONE
AD SERIES PARTS
CO SERIES STANDALONE
CO SERIES PARTS

AD-200 STANDALONE HARDWIRED
CYLINDRICAL

8) SELECT CYLINDER TYPE		Price adjustment	
		Open	Restricted
△ ● P6	With Cylinder, Schlage, Everest 29 S123, 6-pin KIL standard	No charge	\$35.00
L	Less Cylinder, Schlage, Falcon, 6-pin KIL	-\$106.00	-\$106.00
□ ● R	With Cylinder, Schlage 6-pin, Everest 29 S123 standard, FSIC	\$118.00	\$155.00
J	Less Cylinder, Schlage, 6-pin FSIC	-\$63.00	-\$63.00
□ ● G	With Cylinder, Schlage 7-pin, Everest 29R standard, factory master keyed only, SFIC	N/A	\$134.00
B	Less Cylinder, Schlage, Falcon, Competitive OEM's, 7-pin, SFIC	-\$63.00	-\$63.00
L-SAR	Less Cylinder, Sargent (10L + 11L), 6-pin KIL (Only RHO, 8RO, SPA, 8SP, TLR, 8TR, ATH, 8AT lever styles)	No charge	No charge
L-CO6	Less Cylinder, Corbin, 6-pin KIL (Only RHO, 8RO, SPA, 8SP lever styles)	No charge	No charge
J-SAR	Less Cylinder, Sargent 6300, 6-pin FSIC (Only RHO, SPA, TLR, ATH, 8RO, 8SP, 8TR, 8AT lever styles)	No charge	No charge
J-CO6	Less Cylinder, Corbin 8000, 6-pin FSIC (Only RHO, SPA, TLR, ATH, 8RO, 8SP, 8TR, 8AT lever styles)	No charge	No charge
J-CO7	Less Cylinder, Corbin 8000-7, 7-pin FSIC, (Only RHO, 8RO, SPA, 8SP, TLR, 8TR lever styles)	No charge	No charge
J-MED	Less Cylinder, Medeco 32*0201, 6-pin FSIC (Only RHO, 8RO, SPA, 8SP lever styles)	No charge	No charge
J-YA6	Less Cylinder, Yale 1210 or Medeco 31*0100, 6-pin FSIC (Only RHO, SPA, TLR, ATH, 8RO, 8SP, 8TR, 8AT lever styles)	No charge	No charge
J-YA7	Less Cylinder, Yale 1220, 7-pin FSIC (Only RHO, 8RO, SPA, 8SP lever styles)	No charge	No charge
L-FA7	Less Cylinder, Falcon, 7-pin, KIL (Only RHO, 8RO, SPA, 8SP lever styles)	No charge	No charge


Full Cylinder
P6, L, L-SAR, L-FA7

FSIC Format
R, J, J-SAR, J-CO6, J-CO7, J-YA6

SFIC Format
B, G

● Master Keyed cylinders can be specified and will be shipped in lock packaging. For Master Keying System Summary form which should accompany the master keyed order, see page 301.

△ For master keying, an additional charge of \$33.20 each applies. Specify line item 50-210.

□ Control keys for installation/removal of interchangeable cores are not furnished and must be ordered separate.

For additional assistance on Master Keying as well as restricted keyways, please contact customer service.

9) SELECT KEYING TYPE		Price adj.
Open keyway families: KIL or FSIC¹		
S123	Everest 29 S (Key in Lever or FSIC)	Standard
C123	Everest C	No charge
C/CE/E/EF/F/FG/G	Classic Obverse	No charge
Restricted keyway families: KIL or FSIC^{1,2}		
29T	Everest 29 T	\$35.00
D	Everest D	\$35.00
Classic Restricted	Quad, Numbered, Reverse	\$35.00
Restricted keyway families: SFIC³		
29 R	Everest 29 R	No charge
B	Everest B	No charge

1. Full Size key systems (Everest 29 S and T, Everest C and D, Obverse and Quad) are available in Primus and Primus XP key system and must be ordered separately. Lock should be ordered less cylinder and Primus cylinder should be a separate line.

2. Everest Restricted Keyways require a Letter of Authorization to be submitted with the order. See page 307 for sample Letter of Authorization.

3. Master Keyed cylinders can be specified and will be shipped in lock packaging. For Master Keying System Summary form which should accompany the master keyed order, see page 301.

10) SELECT HANDING (Field reversible)		Price adj.
RH	Right handed	No charge
LH	Left handed	No charge
RHR	Right handed reverse	No charge
LHR	Left handed reverse	No charge



AD-200 STANDALONE HARDWIRED

CYLINDRICAL

11) SELECT BATTERY		Price adj.
LLL	Less Battery Holder, batteries, and cover	-\$41.00
4B	4AA Battery kit	Standard
8B	8AA Battery kit	\$61.00

12) SELECT BACKSET AND LATCH BOLT		Price adj.
LLL	Less Latch	-\$54.00
13-247	2-3/4" Backset, deadlatch, square corner, 1-1/8" x 2-1/4"	Standard
14-049	2-3/4" Backset, deadlatch anti-friction fire door latch, square corner, 1-1/8" x 2-1/4", 3/4" throw	\$284.00
14-051	2-3/8" Backset, deadlatch, square corner, 1-1/8" x 2-1/4"	No charge
14-050	3-3/4" Backset, deadlatch, square corner, 1-1/8" x 2-1/4"	\$17.00
43-001	5" Backset extension link, deadlatch	\$53.00
39-030 ¹	Rabbeted latch and strike kit, 605 and 626 only	\$94.70

1. Adapts square corner latch and 2-3/4" square corner strike to 1/2" rabbeted door and frame.

13) SELECT STRIKE PLATE		Price adj.
LLL	Less Strike Plate	-\$8.00
10-025	1-3/16" Lip, ANSI, no box, 1-1/14" x 4-7/8"	Standard
10-013 ²	1-1/8" Lip, square corner, T-strike, box, 1-1/8" - 2-3/4"	No charge
10-016	1-1/8" Lip, square corner, T-strike, deep box, fire door latch	\$25.00
K510-066	Box for ANSI strike (Must be specific)	No charge

2. 1-1/2" Lip available, must specify 1-1/2" Lip \$11.00.

14) SELECT DOOR THICKNESS		Price adj.
134	1-3/4"	Standard
Example 138	1-3/8" to 2-3/4", Shims included (Specify in 1/8" increments)	\$92.00

15) SELECT OPTIONS		Price adj.
BAA ³	BAA Compliant product	\$134.00

3. BAA compliant products must have the cover letter on page 311 included with the order. Failure to use this cover letter will result in the customer receiving non-BAA compliant product with no recourse for an RMA or refund. BAA compliant product requires a longer lead time, please contact customer service for details.

Accessories available, see pages 197–200.

Credentials available, see pages 17–22.

AD-200 STANDALONE HARDWIRED
MORTISE/MORTISE DEADBOLT


1-3) SELECT CHASSIS		Price
AD-200-MS	Mortise	\$3,400.00
AD-200-MD	Mortise Deadbolt	\$3,454.00



KP



MS



MSK



MT/SI



MTK/SIK/FMK

4) SELECT FUNCTION (Locking function capabilities are determined by users access control system)		Price adj.
70 ¹	Storeroom (Not available on Mortise Deadbolt)	Standard
50 ¹	Office/Classroom (Not available on Mortise Deadbolt)	\$11.00
40 ²	Privacy	\$11.00
60 ²	Apartment	\$11.00

1. Less Door Position Switch, deduct -\$30.00. Use suffix LDP.
2. Inside Push Button (IPB) only included with Mortise (MS) chassis. Mortise Deadbolt (MD) chassis comes with LED indicator only. \$11.00 charge does not apply to Mortise Deadbolt (MD) chassis.

5) SELECT READER (Reflects price adder to base keypad reader price of \$829.00)		Price adj.
LLL ⁴	Less Reader	-\$829.00
KP	Keypad	Standard
MS	Magnetic Stripe (Swipe)	\$156.00
MSK	Magnetic Stripe (Swipe) + Keypad	\$256.00
MT	Multi-technology Proximity and Smart Card	\$307.00
MTK	Multi-technology + Keypad Proximity and Smart Card	\$407.00
SI	Smart Technology iClass Compatible Reader	\$535.00
SIK	Smart Technology iClass Compatible Reader + Keypad	\$633.00

3. For reader module accessories sold separately, see page 197.

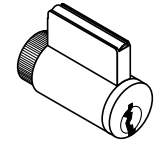
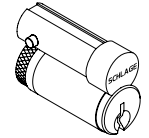
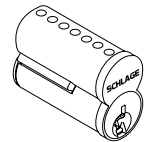
6) SELECT LEVER ⁴		Price adj.
LLL	Less both levers	-\$100.00
Standard options	SPA (Sparta), RHO (Rhodes), ATH (Athens), TLR (Tubular), BRW (Broadway), BRK (Boardwalk), LAT (Latitude), LON (Longitude)	No charge

4. Tactile Warning use 8AT for Athens, 8RO for Rhodes, 8SP for Sparta and 8TR for Tubular. \$77.00 per lever. Applied to exterior lever only unless otherwise specified. Not available with 643e finish.

7) SELECT FINISH		Price adj.
626	Satin Chrome	No charge
605	Bright Brass	\$186.00
606	Satin Brass	\$186.00
612	Satin Bronze	\$186.00
619	Satin Nickel	\$186.00
625	Bright Chrome	\$186.00
643e	Aged Bronze	\$186.00
626AM	Satin Chrome Antimicrobial	\$241.00

AD-200 STANDALONE HARDWIRED
MORTISE/MORTISE DEADBOLT

8) SELECT CYLINDER TYPE		Price adjustment	
		Open	Restricted
△ ● P6	With Cylinder, Schlage, Everest 29 S123, 6-pin KIL standard	No charge	\$35.00
L	Less Cylinder, Schlage, Falcon, 6-pin KIL	-\$106.00	-\$106.00
□ ● R	With Cylinder, Schlage 6-pin, Everest 29 S123 standard, FSIC	\$118.00	\$155.00
J	Less Cylinder, Schlage, 6-pin FSIC	-\$63.00	-\$63.00
□ ● G	With Cylinder, Schlage 7-pin, Everest 29R standard, factory master keyed only, SFIC	N/A	\$134.00
B	Less Cylinder, Schlage, Falcon, Competitive OEM's, 7-pin, SFIC	-\$63.00	-\$63.00
L-SAR	Less Cylinder, Sargent (10L + 11L), 6-pin KIL (Only RHO, 8RO, SPA, 8SP, TLR, 8TR, ATH, 8AT lever styles)	No charge	No charge
L-CO6	Less Cylinder, Corbin, 6-pin KIL (Only RHO, 8RO, SPA, 8SP lever styles)	No charge	No charge
J-SAR	Less Cylinder, Sargent 6300, 6-pin FSIC (Only RHO, SPA, TLR, ATH, 8RO, 8SP, 8TR, 8AT lever styles)	No charge	No charge
J-CO6	Less Cylinder, Corbin 8000, 6-pin FSIC (Only RHO, SPA, TLR, ATH, 8RO, 8SP, 8TR, 8AT lever styles)	No charge	No charge
J-CO7	Less Cylinder, Corbin 8000-7, 7-pin FSIC, (Only RHO, 8RO, SPA, 8SP, TLR, 8TR lever styles)	No charge	No charge
J-MED	Less Cylinder, Medeco 32*0201, 6-pin FSIC (Only RHO, 8RO, SPA, 8SP lever styles)	No charge	No charge
J-YA6	Less Cylinder, Yale 1210 or Medeco 31*0100, 6-pin FSIC (Only RHO, SPA, TLR, ATH, 8RO, 8SP, 8TR, 8AT lever styles)	No charge	No charge
J-YA7	Less Cylinder, Yale 1220, 7-pin FSIC (Only RHO, 8RO, SPA, 8SP lever styles)	No charge	No charge
L-FA7	Less Cylinder, Falcon, 7-pin, KIL (Only RHO, 8RO, SPA, 8SP lever styles)	No charge	No charge


Full Cylinder
P6, L, L-SAR, L-FA7

SFIC Format
R, J, J-SAR, J-CO6, J-CO7, J-YA6

SFIC Format
B, G

● Master Keyed cylinders can be specified and will be shipped in lock packaging. For Master Keying System Summary form which should accompany the master keyed order, see page 301.

△ For master keying, an additional charge of \$33.20 each applies. Specify line item 50-210.

□ Control keys for installation/removal of interchangeable cores are not furnished and must be ordered separate.

For additional assistance on Master Keying as well as restricted keyways, please contact customer service.

9) SELECT KEYING TYPE		Price adj.
Open keyway families: KIL or FSIC¹		
S123	Everest 29 S (Key in Lever or FSIC)	Standard
C123	Everest C	No charge
C/CE/E/EF/F/FG/G	Classic Obverse	No charge
Restricted keyway families: KIL or FSIC^{1,2}		
29T	Everest 29 T	\$35.00
D	Everest D	\$35.00
Classic Restricted	Quad, Numbered, Reverse	\$35.00
Restricted keyway families: SFIC³		
29 R	Everest 29 R	No charge
B	Everest B	No charge

1. Full size key systems (Everest 29 S and T, Everest C and D, Obverse and Quad) are available in Primus and Primus XP key system and must be ordered separately. Lock should be ordered less cylinder and Primus cylinder should be a separate line.

2. Everest restricted keyways require a Letter of Authorization to be submitted with the order. See page 307 for sample Letter of Authorization.

3. Master keyed cylinders can be specified and will be shipped in lock packaging. For Master Keying System Summary form which should accompany the master keyed order, see page 301.

10) SELECT HANDING (Field reversible)		Price adj.
RH	Right handed	No charge
LH	Left handed	No charge
RHR	Right handed reverse	No charge
LHR	Left handed reverse	No charge



AD-200 STANDALONE HARDWIRED

MORTISE/MORTISE DEADBOLT

11) SELECT BATTERY		Price adj.
LLL	Less Battery Holder, batteries, and cover	-\$41.00
4B	4AA Battery kit	Standard
8B	8AA Battery kit	\$61.00

12) SELECT MORTISE LOCK ARMOR FRONT		Price adj.
LLL	Less Armor Front	-\$27.00
09-663	1-1/4" Wide square corner, latch for MS	Standard
09-669	1-1/16" Wide square corner, Latch, options for MS	No charge
09-666	1-1/4" Wide square corner, latch x deadbolt for MD	Standard
09-672	1-1/16" Wide square corner, latch x deadbolt, options for MD	No charge

13) SELECT STRIKE PLATE		Price adj.
LLL	Less Strike	-\$20.00
10-072	1-1/4" x 4-7/8" Square corner + box; 1-3/16" lip length	Standard
10-072xx	1-1/4" x 4-7/8" Square corner + box; specify lip length (xx) as 1" or 1-1/2"	No charge
10-072xx	1-1/4" x 4-7/8" Square corner + box; specify lip length (xx) as 1-3/4"	\$51.00
10-075 ¹	1/2" Rabbeted	\$173.00
37-015	Strike frame reinforcer, specify 37-015	No charge

1. For 1-3/4" thick doors, use wide armor front. For over 1-3/4" thick door extended equally (EE) use 1-1/4" wide armor front.
 2. Extended lead time, consult customer service.

14) SELECT DOOR THICKNESS		Price adj.
134	1-3/4"	Standard
Example 138	1-3/8" to 2-3/4", Shims included (Specify in 1/8" increments)	\$92.00

15) SELECT OPTIONS		Price adj.
BAA ²	BAA Compliant product	\$134.00

2. BAA compliant products must have the cover letter on page 311 included with the order. Failure to use this cover letter will result in the customer receiving non-BAA compliant product with no recourse for an RMA or refund. BAA compliant product requires a longer lead time, please contact customer service for details.

Accessories available, see pages 197–200.

Credentials available, see pages 17–22.

AD-200 STANDALONE HARDWIRED
EXIT TRIM


1-3) SELECT CHASSIS/TRIM TYPE (See page 164 for exit device compatibility.)		Price
AD-200-993R	Exit Rim/Concealed Vertical Rod (Metal Door)/Concealed Vertical Cable (Metal Door)	\$3,529.00
AD-200-993S	Exit Surface Vertical Rod	\$3,570.00
AD-200-993M	Exit Mortise Lock	\$3,570.00


AD-200-993-70-MTK

4) SELECT FUNCTION (Locking function capabilities are determined by users access control system)		Price adj.
70 ¹	Storeroom (Not available on Mortise Deadbolt)	Standard
50 ^{1,2}	Office/Classroom (Not available on Mortise Deadbolt)	\$11.00
40 ²	Privacy	\$11.00
60 ²	Apartment	\$11.00


KP

1. Less Door Position Switch, deduct -\$30.00. Use suffix LDP.
2. Confirm these functions are supported by your access control system provider. RX-LC switch is included when ordered in 40, 50 or 60 function. Please specify if Von Duprin Exit or Falcon Exit is being used.

5) SELECT READER (Reflects price adder to base keypad reader price of \$829.00)		Price adj.
LLL ³	Less Reader	-\$829.00
KP	Keypad	No charge
MS	Magnetic Stripe (Swipe)	\$156.00
MSK	Magnetic Stripe (Swipe) + Keypad	\$256.00
MT	Multi-technology Proximity and Smart Card	\$307.00
MTK	Multi-technology + Keypad Proximity and Smart Card	\$407.00
SI	Smart Technology iClass Compatible Reader	\$535.00
SIK	Smart Technology iClass Compatible Reader + Keypad	\$633.00


MS

MSK

3. For reader module accessories sold separately, see page 197.

6) SELECT LEVER⁴		Price adj.
LLL	Less both levers	-\$34.00
Standard options	SPA (Sparta), RHO (Rhodes), ATH (Athens), TLR (Tubular), BRW (Broadway), BRK (Boardwalk), LAT (Latitude), LON (Longitude)	No charge


MT/SI

4. Tactile Warning use 8AT for Athens, 8RO for Rhodes, 8SP for Sparta and 8TR for Tubular. \$77.00 per lever. Applied to exterior lever only unless otherwise specified. Not available with 643e finish.

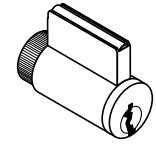
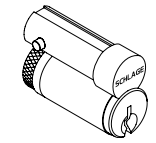
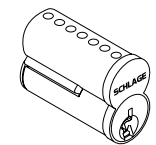
7) SELECT FINISH		Price adj.
626	Satin Chrome	No charge
605	Bright Brass	\$186.00
606	Satin Brass	\$186.00
612	Satin Bronze	\$186.00
619	Satin Nickel	\$186.00
625	Bright Chrome	\$186.00
643e	Aged Bronze	\$186.00
626AM	Satin Chrome Antimicrobial	\$241.00


MTK/SIK/FMK

 XE360™ SERIES
 SCHLAGE CONTROL®
 LE LOCK
 NDE LOCK
 AD SERIES NETWORKED
 AD SERIES STANDALONE
 AD SERIES PARTS
 CO SERIES STANDALONE
 CO SERIES PARTS

AD-200 STANDALONE HARDWIRED
EXIT TRIM

8) SELECT CYLINDER TYPE		Price adjustment	
		Open	Restricted
△ ● P6	With Cylinder, Schlage, Everest 29 S123, 6-pin KIL standard	No charge	\$35.00
L	Less Cylinder, Schlage, Falcon, 6-pin KIL	-\$106.00	-\$106.00
□ ● R	With Cylinder, Schlage 6-pin, Everest 29 S123 standard, FSIC	\$118.00	\$155.00
J	Less Cylinder, Schlage, 6-pin FSIC	-\$63.00	-\$63.00
□ ● G	With Cylinder, Schlage 7-pin, Everest 29R standard, factory master keyed only, SFIC	N/A	\$134.00
B	Less Cylinder, Schlage, Falcon, Competitive OEM's, 7-pin, SFIC	-\$63.00	-\$63.00
L-SAR	Less Cylinder, Sargent (10L + 11L), 6-pin KIL (Only RHO, 8RO, SPA, 8SP, TLR, 8TR, ATH, 8AT lever styles)	No charge	No charge
L-CO6	Less Cylinder, Corbin, 6-pin KIL (Only RHO, 8RO, SPA, 8SP lever styles)	No charge	No charge
J-SAR	Less Cylinder, Sargent 6300, 6-pin FSIC (Only RHO, SPA, TLR, ATH, 8RO, 8SP, 8TR, 8AT lever styles)	No charge	No charge
J-CO6	Less Cylinder, Corbin 8000, 6-pin FSIC (Only RHO, SPA, TLR, ATH, 8RO, 8SP, 8TR, 8AT lever styles)	No charge	No charge
J-CO7	Less Cylinder, Corbin 8000-7, 7-pin FSIC, (Only RHO, 8RO, SPA, 8SP, TLR, 8TR lever styles)	No charge	No charge
J-MED	Less Cylinder, Medeco 32*0201, 6-pin FSIC (Only RHO, 8RO, SPA, 8SP lever styles)	No charge	No charge
J-YA6	Less Cylinder, Yale 1210 or Medeco 31*0100, 6-pin FSIC (Only RHO, SPA, TLR, ATH, 8RO, 8SP, 8TR, 8AT lever styles)	No charge	No charge
J-YA7	Less Cylinder, Yale 1220, 7-pin FSIC (Only RHO, 8RO, SPA, 8SP lever styles)	No charge	No charge
L-FA7	Less Cylinder, Falcon, 7-pin, KIL (Only RHO, 8RO, SPA, 8SP lever styles)	No charge	No charge


Full Cylinder
P6, L, L-SAR, L-FA7

FSIC Format
R, J, J-SAR, J-CO6, J-CO7, J-YA6

SFIC Format
B, G

● Master Keyed cylinders can be specified and will be shipped in lock packaging. For Master Keying System Summary form which should accompany the master keyed order, see page 301.

△ For master keying, an additional charge of \$33.20 each applies. Specify line item 50-210.

□ Control keys for installation/removal of interchangeable cores are not furnished and must be ordered separate.

For additional assistance on Master Keying as well as restricted keyways, please contact customer service.

9) SELECT KEYING TYPE		Price adj.
Open keyway families: KIL or FSIC¹		
S123	Everest 29 S (Key in Lever or FSIC)	Standard
C123	Everest C	No charge
C/CE/E/EF/F/FG/G	Classic Obverse	No charge
Restricted keyway families: KIL or FSIC^{2,3}		
29T	Everest 29 T	\$35.00
D	Everest D	\$35.00
Classic Restricted	Quad, Numbered, Reverse	\$35.00
Restricted keyway families: SFIC³		
29 R	Everest 29 R	No charge
B	Everest B	No charge

1. Full Size key systems (Everest 29 S and T, Everest C and D, Obverse and Quad) are available in Primus and Primus XP key system and must be ordered separately. Lock should be ordered less cylinder and Primus cylinder should be a separate line.

2. Everest Restricted Keyways require a Letter of Authorization to be submitted with the order. See page 307 for sample Letter of Authorization.

3. Master Keyed cylinders can be specified and will be shipped in lock packaging. For Master Keying System Summary form which should accompany the master keyed order, see page 301.

10) SELECT HANDING (Field reversible)		Price adj.
RHR	Right handed reverse	No charge
LHR	Left handed reverse	No charge



AD-200 STANDALONE HARDWIRED

EXIT TRIM

11) SELECT BATTERY		Price adj.
LLL	Less Battery Holder, batteries, and cover	-\$41.00
4B	4AA Battery kit	Standard
8B	8AA Battery kit	\$61.00

12-13) NO SELECTION REQUIRED

14) SELECT DOOR THICKNESS		Price adj.
134	1-3/4"	Standard
Example 200	1-3/4" to 2-3/4", (Specify in 1/8" increments)	\$92.00

15) SELECT OPTIONS		Price adj.
BAA ¹	BAA Compliant product	\$134.00

1. BAA compliant products must have the cover letter on page 311 included with the order. Failure to use this cover letter will result in the customer receiving non-BAA compliant product with no recourse for an RMA or refund. BAA compliant product requires a longer lead time, please contact customer service for details.

Accessories available, see pages 197–200. Accessories include Decorative plates, SUS A-KIT, etc.

Credentials available, see pages 17–22.

AD Series Non-Functioning "Dummy" Exit trim now available. Please see pages 195–196 for details.

AD Series Exit trim

The AD993DT Non-Functioning Dummy Trim comes with a universal mounting plate and is compatible with the following exit devices:

- **Von Duprin 98/99 and 98/99XP**
 - Rim, Concealed Vertical Rod (metal door only), Concealed Vertical Cable (metal door only), Surface Vertical Rod, Mortise.
 - Low current Request-to-Exit Switch optional for future network migration or if ordered as a 40, 50 or 60 function.
- **Von Duprin 78**
 - Rim, Concealed Vertical Rod (metal door only), Surface Vertical Rod
- **Von Duprin 22/22F**
 - Rim, Surface Vertical Rod
- **Falcon 25**
 - Rim Low current Request-to-Exit switch optional for future network migration or included if ordered as a 40, 50 or 60 function.
- **Sargent 80 Series** (Narrow design and reversible rim exits not compatible) – Rim
- **Corbin Russwin 5000 Series** – Rim
- **Yale 7000** – Rim
- **Dorma 9300** – Rim
- **Precision 21** – Rim (2100 converts to 21 with Precision's BP21 Kit)

AD-201 STANDALONE HARDWIRED CYLINDRICAL (FIPS COMPLIANT)



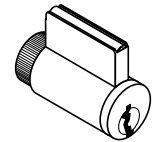
1-4) SELECT CHASSIS/FUNCTION (Locking function capabilities are determined by users access control system)		Price
AD-201-CY-70 ¹	Storeroom	\$2,961.00
AD-201-CY-50 ¹	Office/Classroom	\$2,972.00
AD-201-CY-40	Privacy	\$2,972.00
AD-201-CY-60	Apartment	\$2,972.00



AD-201-CY-70-FMK

1. Less Door Position Switch, deduct -\$30.00. Use suffix LDP.

5) SELECT READER		Price adj.
FMK	FIPS 201-2 Multi-technology + Keypad Proximity and Smart Card (PIV and PIV-I Card)	\$743.00

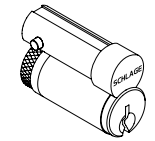


Full Cylinder
P6, L, L-SAR, L-FA7

6) SELECT LEVER ²		Price adj.
LLL	Less each lever	-\$34.00
Standard options	SPA (Sparta), RHO (Rhodes), ATH (Athens), TLR (Tubular), BRW (Broadway), BRK (Boardwalk), LAT (Latitude), LON (Longitude)	No charge

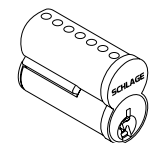
2. Tactile Warning use 8AT for Athens, 8RO for Rhodes, 8SP for Sparta and 8TR for Tubular. \$77.00 per lever. Applied to exterior lever only unless otherwise specified. Not available with 643e finish.

7) SELECT FINISH		Price adj.
626	Satin Chrome	No charge
605	Bright Brass	\$186.00
606	Satin Brass	\$186.00
612	Satin Bronze	\$186.00
619	Satin Nickel	\$186.00
625	Bright Chrome	\$186.00
643e	Aged Bronze	\$186.00
626AM	Satin Chrome Antimicrobial	\$241.00



FSIC Format
R, J, J-SAR, J-CO6,
J-CO7, J-YA6

8) SELECT CYLINDER TYPE		Price adjustment	
		Open	Restricted
△ ● P6	With Cylinder, Schlage, Everest 29 S123, 6-pin KIL standard	No charge	\$35.00
L	Less Cylinder, Schlage, Falcon, 6-pin KIL	-\$106.00	-\$106.00
□ ● R	With Cylinder, Schlage 6-pin, Everest 29 S123 standard, FSIC	\$118.00	\$155.00
J	Less Cylinder, Schlage, 6-pin FSIC	-\$63.00	-\$63.00
□ ● G	With Cylinder, Schlage 7-pin, Everest 29R standard, factory master keyed only, SFIC	N/A	\$134.00
B	Less Cylinder, Schlage, Falcon, Competitive OEM's, 7-pin, SFIC	-\$63.00	-\$63.00
L-SAR	Less Cylinder, Sargent (10L + 11L), 6-pin KIL (Only RHO, 8RO, SPA, 8SP, TLR, 8TR, ATH, 8AT lever styles)	No charge	No charge
L-CO6	Less Cylinder, Corbin, 6-pin KIL (Only RHO, 8RO, SPA, 8SP lever styles)	No charge	No charge
J-SAR	Less Cylinder, Sargent 6300, 6-pin FSIC (Only RHO, SPA, TLR, ATH, 8RO, 8SP, 8TR, 8AT lever styles)	No charge	No charge
J-CO6	Less Cylinder, Corbin 8000, 6-pin FSIC (Only RHO, SPA, TLR, ATH, 8RO, 8SP, 8TR, 8AT lever styles)	No charge	No charge
J-CO7	Less Cylinder, Corbin 8000-7, 7-pin FSIC, (Only RHO, 8RO, SPA, 8SP, TLR, 8TR lever styles)	No charge	No charge
J-MED	Less Cylinder, Medeco 32*0201, 6-pin FSIC (Only RHO, 8RO, SPA, 8SP lever styles)	No charge	No charge
J-YA6	Less Cylinder, Yale 1210 or Medeco 31*0100, 6-pin FSIC (Only RHO, SPA, TLR, ATH, 8RO, 8SP, 8TR, 8AT lever styles)	No charge	No charge
J-YA7	Less Cylinder, Yale 1220, 7-pin FSIC (Only RHO, 8RO, SPA, 8SP lever styles)	No charge	No charge
L-FA7	Less Cylinder, Falcon, 7-pin, KIL (Only RHO, 8RO, SPA, 8SP lever styles)	No charge	No charge



SFIC Format
B, G

● Master Keyed cylinders can be specified and will be shipped in lock packaging. For Master Keying System Summary form which should accompany the master keyed order, see page 301.

△ For master keying, an additional charge of \$33.20 each applies. Specify line item 50-210.

□ Control keys for installation/removal of interchangeable cores are not furnished and must be ordered separate.

For additional assistance on Master Keying as well as restricted keyways, please contact customer service.



AD-201 STANDALONE HARDWIRED

CYLINDRICAL (FIPS COMPLIANT)

9) SELECT KEYING TYPE		
Open keyway families: KIL or FSIC¹		
S123	Everest 29 S (Key in Lever or FSIC)	Standard
C123	Everest C	No charge
C/CE/E/EF/F/FG/G	Classic Obverse	No charge
Restricted keyway families: KIL or FSIC^{1,2}		
29T	Everest 29 T	\$35.00
D	Everest D	\$35.00
Classic Restricted	Quad, Numbered, Reverse	\$35.00
Restricted keyway families: SFIC³		
29R	Everest 29 R	No charge
B	Everest B	No charge

1. Full size key systems (Everest 29 S and T, Everest C and D, Obverse and Quad) are available in Primus and Primus XP key system and must be ordered separately. Lock should be ordered less cylinder and Primus cylinder should be a separate line.
2. Everest restricted keyways require a Letter of Authorization to be submitted with the order. See page 307 for sample Letter of Authorization.
3. Master keyed cylinders can be specified and will be shipped in lock packaging. For Master Keying System Summary form which should accompany the master keyed order, see page 301.

10) SELECT HANDING (Field reversible)		Price adj.
RH	Right handed	No charge
LH	Left handed	No charge
RHR	Right handed reverse	No charge
LHR	Left handed reverse	No charge

11) SELECT BATTERY		Price adj.
LLL	Less Battery Holder, batteries, and cover	-\$41.00
4B	4AA Battery kit	Standard
8B	8AA Battery kit	\$61.00

12) SELECT BACKSET AND LATCH BOLT		Price adj.
LLL	Less Latch	-\$54.00
13-247	2-3/4" Backset, deadlatch, square corner, 1-1/8" x 2-1/4"	Standard
14-049	2-3/4" Backset, deadlatch anti-friction fire door latch, square corner, 1-1/8" x 2-1/4", 3/4" throw	\$284.00
14-051	2-3/8" Backset, deadlatch, square corner, 1-1/8" x 2-1/4"	No charge
14-050	3-3/4" Backset, deadlatch, square corner, 1-1/8" x 2-1/4"	\$17.00
43-001	5" Backset extension link, deadlatch	\$53.00
39-030 ⁴	Rabbeted latch and strike kit, 605 and 626 only	\$94.70

4. Adapts square corner latch and 2-3/4" square corner strike to 1/2" rabbeted door and frame.

13) SELECT STRIKE PLATE		Price adj.
LLL	Less Strike Plate	-\$8.00
10-025	1-3/16" Lip, ANSI, no box, 1-1/14" x 4-7/8"	Standard
10-013 ⁵	1-1/8" Lip, square corner, T-strike, box, 1-1/8"– 2-3/4"	No charge
10-016	1-1/8" Lip, square corner, T-strike, deep box, fire door latch	\$25.00
K510-066	Box for ANSI strike (Must be specific)	No charge

5. 1-1/2" Lip available, must specify 1-1/2" Lip \$11.00.

14) SELECT DOOR THICKNESS		Price adj.
134	1-3/4"	Standard
Example 138	1-3/8" to 2-3/4", shims included (specify in 1/8" increments)	\$92.00

The AD-200 lock can be field upgraded to a FIPS compliant solution simply by adding the FMK reader (sold separately) and by using the most current firmware revision.

Standard accessories available, see pages 197–200.

AD-201 STANDALONE HARDWIRED
MORTISE/MORTISE DEADBOLT (FIPS COMPLIANT)


1-3) SELECT CHASSIS		Price
AD-201-MS	Mortise	\$3,400.00
AD-201-MD	Mortise Deadbolt	\$3,454.00

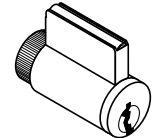


AD-201-MS-70-FMK

4) SELECT FUNCTION (Locking function capabilities are determined by users access control system.)		Price adj.
70 ¹	Storeroom (Not available on Mortise Deadbolt)	Standard
50 ¹	Office/Classroom (Not available on Mortise Deadbolt)	\$11.00
40	Privacy	\$11.00
60	Apartment	\$11.00

1. Less Door Position Switch, deduct -\$30.00. Use suffix LDP.

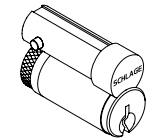
5) SELECT READER		Price adj.
FMK	FIPS 201-2 Multi-technology + Keypad Proximity and Smart Card (PIV and PIV-I Card)	\$743.00


 Full Cylinder
P6, L, L-SAR, L-FA7

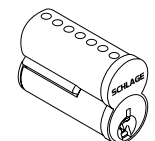
6) SELECT LEVER ²		Price adj.
LLL	Less both levers	-\$100.00
Standard options	SPA (Sparta), RHO (Rhodes), ATH (Athens), TLR (Tubular), BRW (Broadway), BRK (Boardwalk), LAT (Latitude), LON (Longitude)	No charge

2. Tactile Warning use 8AT for Athens, 8RO for Rhodes, 8SP for Sparta and 8TR for Tubular. \$77.00 per lever. Applied to exterior lever only unless otherwise specified. Not available with 643e finish.

7) SELECT FINISH		Price adj.
626	Satin Chrome	No charge
605	Bright Brass	\$186.00
606	Satin Brass	\$186.00
612	Satin Bronze	\$186.00
619	Satin Nickel	\$186.00
625	Bright Chrome	\$186.00
643e	Aged Bronze	\$186.00
626AM	Satin Chrome Antimicrobial	\$241.00


 FSIC Format
R, J, J-SAR, J-CO6,
J-CO7, J-YA6

8) SELECT CYLINDER TYPE		Price adjustment	
		Open	Restricted
△ ● P6	With Cylinder, Schlage, Everest 29 S123, 6-pin KIL standard	No charge	\$35.00
L	Less Cylinder, Schlage, Falcon, 6-pin KIL	-\$106.00	-\$106.00
□ ● R	With Cylinder, Schlage 6-pin, Everest 29 S123 standard, FSIC	\$118.00	\$155.00
J	Less Cylinder, Schlage, 6-pin FSIC	-\$63.00	-\$63.00
□ ● G	With Cylinder, Schlage 7-pin, Everest 29R standard, factory master keyed only, SFIC	N/A	\$134.00
B	Less Cylinder, Schlage, Falcon, Competitive OEM's, 7-pin, SFIC	-\$63.00	-\$63.00
L-SAR	Less Cylinder, Sargent (10L + 11L), 6-pin KIL (Only RHO, 8RO, SPA, 8SP, TLR, 8TR, ATH, 8AT lever styles)	No charge	No charge
L-CO6	Less Cylinder, Corbin, 6-pin KIL (Only RHO, 8RO, SPA, 8SP lever styles)	No charge	No charge
J-SAR	Less Cylinder, Sargent 6300, 6-pin FSIC (Only RHO, SPA, TLR, ATH, 8RO, 8SP, 8TR, 8AT lever styles)	No charge	No charge
J-CO6	Less Cylinder, Corbin 8000, 6-pin FSIC (Only RHO, SPA, TLR, ATH, 8RO, 8SP, 8TR, 8AT lever styles)	No charge	No charge
J-CO7	Less Cylinder, Corbin 8000-7, 7-pin FSIC, (Only RHO, 8RO, SPA, 8SP, TLR, 8TR lever styles)	No charge	No charge
J-MED	Less Cylinder, Medeco 32*0201, 6-pin FSIC (Only RHO, 8RO, SPA, 8SP lever styles)	No charge	No charge
J-YA6	Less Cylinder, Yale 1210 or Medeco 31*0100, 6-pin FSIC (Only RHO, SPA, TLR, ATH, 8RO, 8SP, 8TR, 8AT lever styles)	No charge	No charge
J-YA7	Less Cylinder, Yale 1220, 7-pin FSIC (Only RHO, 8RO, SPA, 8SP lever styles)	No charge	No charge
L-FA7	Less Cylinder, Falcon, 7-pin, KIL (Only RHO, 8RO, SPA, 8SP lever styles)	No charge	No charge


 SFIC Format
B, G

● Master Keyed cylinders can be specified and will be shipped in lock packaging. For Master Keying System Summary form which should accompany the master keyed order, see page 301.

△ For master keying, an additional charge of \$33.20 each applies. Specify line item 50-210.

□ Control keys for installation/removal of interchangeable cores are not furnished and must be ordered separate.

For additional assistance on Master Keying as well as restricted keyways, please contact customer service.



AD-201 STANDALONE HARDWIRED

MORTISE/MORTISE DEADBOLT (FIPS COMPLIANT)

9) SELECT KEYING TYPE		
Open keyway families: KIL or FSIC¹		
S123	Everest 29 S (Key in Lever or FSIC)	Standard
C123	Everest C	No charge
C/CE/E/EF/F/FG/G	Classic Obverse	No charge
Restricted keyway families: KIL or FSIC^{1,2}		
29T	Everest 29 T	\$35.00
D	Everest D	\$35.00
Classic Restricted	Quad, Numbered, Reverse	\$35.00
Restricted keyway families: SFIC³		
29R	Everest 29 R	No charge
B	Everest B	No charge

1. Full size key systems (Everest 29 S and T, Everest C and D, Obverse and Quad) are available in Primus and Primus XP key system and must be ordered separately. Lock should be ordered less cylinder and Primus cylinder should be a separate line.
2. Everest restricted keyways require a Letter of Authorization to be submitted with the order. See page 307 for sample Letter of Authorization.
3. Master keyed cylinders can be specified and will be shipped in lock packaging. For Master Keying System Summary form which should accompany the master keyed order, see page 301.

10) SELECT HANDING (Field reversible)		Price adj.
RH	Right handed	No charge
LH	Left handed	No charge
RHR	Right handed reverse	No charge
LHR	Left handed reverse	No charge

11) SELECT BATTERY		Price adj.
LLL	Less Battery Holder, batteries, and cover	-\$41.00
4B	4AA Battery kit	Standard
8B	8AA Battery kit	\$61.00

12) SELECT MORTISE LOCK ARMOR FRONT		Price adj.
LLL	Less Armor Front	-\$27.00
09-663	1-1/4" Wide square corner, latch for MS	Standard
09-669	1-1/16" Wide square corner, Latch, options for MS	No charge
09-666	1-1/4" Wide square corner, latch x deadbolt for MD	Standard
09-672	1-1/16" Wide square corner, latch x deadbolt, options for MD	No charge

13) SELECT STRIKE PLATE		Price adj.
LLL	Less Strike	-\$20.00
10-072	1-1/4" x 4-7/8" Square corner + box; 1-3/16" lip length	Standard
10-072xx	1-1/4" x 4-7/8" Square corner + box; specify lip length (xx) as 1" or 1-1/2"	No charge
10-072xx	1-1/4" x 4-7/8" Square corner + box; specify lip length (xx) as 1-3/4"	\$51.00
10-075 ⁴	1/2" Rabbeted	\$173.00
37-015	Strike frame reinforcer, specify 37-015	No charge

4. For 1-3/4" thick doors, use wide armor front. For over 1-3/4" thick door extended equally (EE) use 1-1/4" wide armor front.
ⓘ Extended lead time, consult customer service.

14) SELECT DOOR THICKNESS		Price adj.
134	1-3/4"	Standard
Example 138	1-3/8" to 2-3/4", Shims included (Specify in 1/8" increments)	\$92.00

The AD-200 lock can be field upgraded to a FIPS compliant solution simply by adding the FMK reader (sold separately) and by using the most current firmware revision.
 Standard accessories available, see pages 197–200.

AD-201 STANDALONE HARDWIRED EXIT TRIM (FIPS COMPLIANT)


1-3) SELECT CHASSIS/EXIT TRIM TYPE (See page 164 for exit device compatibility.)		Price
AD-201-993R	Exit Rim/Concealed Vertical Rod (Metal Door) / Concealed Vertical Cable (Metal Door)	\$3,529.00
AD-201-993S	Exit Surface Vertical Rod	\$3,570.00
AD-201-993M	Exit Mortise Lock	\$3,570.00

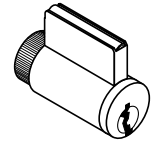


AD-201-993R-70-FMK

4) SELECT FUNCTION (Locking function capabilities are determined by users access control system.)		Price adj.
70 ¹	Storeroom	Standard
50 ¹	Office/Classroom	\$11.00
40	Privacy	\$11.00
60	Apartment	\$11.00

1. Less Door Position Switch, deduct -\$30.00. Use suffix LDP.

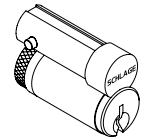
5) SELECT READER		Price adj.
FMK	FIPS 201-2 Multi-technology + Keypad Proximity and Smart Card (PIV and PIV-I Card)	\$743.00


 Full Cylinder
P6, L, L-SAR, L-FA7

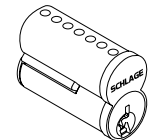
6) SELECT LEVER ²		Price adj.
LLL	Less both levers	-\$34.00
Standard options	SPA (Sparta), RHO (Rhodes), ATH (Athens), TLR (Tubular), BRW (Broadway), BRK (Boardwalk), LAT (Latitude), LON (Longitude)	No charge

2. Tactile Warning use 8AT for Athens, 8RO for Rhodes, 8SP for Sparta and 8TR for Tubular. \$77.00 per lever. Applied to exterior lever only unless otherwise specified. Not available with 643e finish.

7) SELECT FINISH		Price adj.
626	Satin Chrome	No charge
605	Bright Brass	\$186.00
606	Satin Brass	\$186.00
612	Satin Bronze	\$186.00
619	Satin Nickel	\$186.00
625	Bright Chrome	\$186.00
643e	Aged Bronze	\$186.00
626AM	Satin Chrome Antimicrobial	\$241.00


 SFIC Format
R, J, J-SAR, J-CO6,
J-CO7, J-YA6

8) SELECT CYLINDER TYPE		Price adjustment	
		Open	Restricted
<input checked="" type="checkbox"/> ● P6	With Cylinder, Schlage, Everest 29 S123, 6-pin KIL standard	No charge	\$35.00
<input type="checkbox"/> L	Less Cylinder, Schlage, Falcon, 6-pin KIL	-\$106.00	-\$106.00
<input checked="" type="checkbox"/> ● R	With Cylinder, Schlage 6-pin, Everest 29 S123 standard, FSIC	\$118.00	\$155.00
<input type="checkbox"/> J	Less Cylinder, Schlage, 6-pin FSIC	-\$63.00	-\$63.00
<input checked="" type="checkbox"/> ● G	With Cylinder, Schlage 7-pin, Everest 29R standard, factory master keyed only, SFIC	N/A	\$134.00
<input type="checkbox"/> B	Less Cylinder, Schlage, Falcon, Competitive OEM's, 7-pin, SFIC	-\$63.00	-\$63.00
L-SAR	Less Cylinder, Sargent (10L + 11L), 6-pin KIL (Only RHO, 8RO, SPA, 8SP, TLR, 8TR, ATH, 8AT lever styles)	No charge	No charge
L-CO6	Less Cylinder, Corbin, 6-pin KIL (Only RHO, 8RO, SPA, 8SP lever styles)	No charge	No charge
J-SAR	Less Cylinder, Sargent 6300, 6-pin FSIC (Only RHO, SPA, TLR, ATH, 8RO, 8SP, 8TR, 8AT lever styles)	No charge	No charge
J-CO6	Less Cylinder, Corbin 8000, 6-pin FSIC (Only RHO, SPA, TLR, ATH, 8RO, 8SP, 8TR, 8AT lever styles)	No charge	No charge
J-CO7	Less Cylinder, Corbin 8000-7, 7-pin FSIC, (Only RHO, 8RO, SPA, 8SP, TLR, 8TR lever styles)	No charge	No charge
J-MED	Less Cylinder, Medeco 32*0201, 6-pin FSIC (Only RHO, 8RO, SPA, 8SP lever styles)	No charge	No charge
J-YA6	Less Cylinder, Yale 1210 or Medeco 31*0100, 6-pin FSIC (Only RHO, SPA, TLR, ATH, 8RO, 8SP, 8TR, 8AT lever styles)	No charge	No charge
J-YA7	Less Cylinder, Yale 1220, 7-pin FSIC (Only RHO, 8RO, SPA, 8SP lever styles)	No charge	No charge
L-FA7	Less Cylinder, Falcon, 7-pin, KIL (Only RHO, 8RO, SPA, 8SP lever styles)	No charge	No charge


 SFIC Format
B, G

● Master Keyed cylinders can be specified and will be shipped in lock packaging. For Master Keying System Summary form which should accompany the master keyed order, see page 301.

△ For master keying, an additional charge of \$33.20 each applies. Specify line item 50-210.

□ Control keys for installation/removal of interchangeable cores are not furnished and must be ordered separate.

For additional assistance on Master Keying as well as restricted keyways, please contact customer service.



AD-201 STANDALONE HARDWIRED EXIT TRIM (FIPS COMPLIANT)

9) SELECT KEYING TYPE		Price adj.
Open keyway families: KIL or FSIC¹		
S123	Everest 29 S (Key in Lever or FSIC)	Standard
C123	Everest C	No charge
C/CE/E/EF/F/FG/G	Classic Obverse	No charge
Restricted keyway families: KIL or FSIC^{1,2}		
29T	Everest 29 T	\$35.00
D	Everest D	\$35.00
Classic Restricted	Quad, Numbered, Reverse	\$35.00
Restricted keyway families: SFIC³		
29 R	Everest 29 R	No charge
B	Everest B	No charge

1. Full Size key systems (Everest 29 S and T, Everest C and D, Obverse and Quad) are available in Primus and Primus XP key system and must be ordered separately. Lock should be ordered less cylinder and Primus cylinder should be a separate line.
2. Everest Restricted Keyways require a Letter of Authorization to be submitted with the order. See page 307 for sample Letter of Authorization.
3. Master Keyed cylinders can be specified and will be shipped in lock packaging. For Master Keying System Summary form which should accompany the master keyed order, see page 301.

10) SELECT HANDING (Field reversible)		Price adj.
RHR	Right handed reverse	No charge
LHR	Left handed reverse	No charge

11) SELECT BATTERY		Price adj.
LLL	Less Battery Holder, batteries, and cover	-\$41.00
4B	4AA Battery kit	Standard
8B	8AA Battery kit	\$61.00

12-13) NO SELECTION REQUIRED

14) SELECT DOOR THICKNESS		Price adj.
134	1-3/4"	Standard
Example 200	1-3/4" to 2-3/4", (Specify in 1/8" increments)	\$92.00

Standard accessories available, see pages 197-200.

The AD-200 lock can be field upgraded to a FIPS compliant solution simply by adding the FMK reader (sold separately) and by using the most current firmware revision.

AD Series Exit trim

The AD993DT Non-Functioning Dummy Trim comes with a universal mounting plate and is compatible with the following exit devices:

- **Von Duprin 98/99 and 98/99XP**
 - Rim, Concealed Vertical Rod (metal door only), Concealed Vertical Cable (metal door only), Surface Vertical Rod, Mortise.
Low current Request-to-Exit Switch optional for future network migration.
- **Von Duprin 78**
 - Rim, Concealed Vertical Rod (metal door only), Surface Vertical Rod
- **Von Duprin 22/22F**
 - Rim, Surface Vertical Rod
- **Falcon 25 – Rim**
- **Sargent 80 Series** (Narrow design and reversible rim exits not compatible) – Rim
- **Corbin Russwin 5000 Series – Rim**
- **Yale 7000 – Rim**
- **Dorma 9300 – Rim**
- **Precision 21 – Rim** (2100 converts to 21 with Precision's BP21 Kit)

AD-250 STANDALONE RIGHTS ON CARD **CYLINDRICAL**



1-4) SELECT CHASSIS/FUNCTION (Locking function capabilities are determined by users access control system)		Price
AD-250-CY-70 ¹	Storeroom	\$3,230.00
AD-250-CY-50 ¹	Office/Classroom	\$3,241.00
AD-250-CY-40	Privacy	\$3,241.00
AD-250-CY-60	Apartment	\$3,241.00

1. Less Door Position Switch, deduct -\$30.00. Use suffix LDP.

5) SELECT READER (Reflects price adder to base keypad reader price of \$1,032.00)		Price adj.
LLL ²	Less Reader	-\$1,032.00
MS	Magnetic Stripe (Swipe)	No charge
MSK	Magnetic Stripe (Swipe) + Keypad	\$105.00

2. For reader module accessories sold separately, see page 197.

6) SELECT LEVER ³		Price adj.
LLL	Less each lever	-\$34.00
Standard options	SPA (Sparta), RHO (Rhodes), ATH (Athens), TLR (Tubular), BRW (Broadway), BRK (Boardwalk), LAT (Latitude), LON (Longitude)	No charge

3. Tactile Warning use 8AT for Athens, 8RO for Rhodes, 8SP for Sparta and 8TR for Tubular. \$77.00 per lever. Applied to exterior lever only unless otherwise specified. Not available with 643e finish.

7) SELECT FINISH		Price adj.
626	Satin Chrome	No charge
605	Bright Brass	\$186.00
606	Satin Brass	\$186.00
612	Satin Bronze (00C rose not available in 612 finish)	\$186.00
619	Satin Nickel	\$186.00
625	Bright Chrome	\$186.00
643e	Aged Bronze	\$186.00
626AM	Satin Chrome Antimicrobial	\$241.00

8) SELECT CYLINDER TYPE		Price adjustment	
		Open	Restricted
<input checked="" type="checkbox"/> ● P6	With Cylinder, Schlage, Everest 29 S123, 6-pin KIL standard	No charge	\$35.00
<input type="checkbox"/> L	Less Cylinder, Schlage, Falcon, 6-pin KIL	-\$106.00	-\$106.00
<input checked="" type="checkbox"/> ● R	With Cylinder, Schlage 6-pin, Everest 29 S123 standard, FSIC	\$118.00	\$155.00
<input type="checkbox"/> J	Less Cylinder, Schlage, 6-pin FSIC	-\$63.00	-\$63.00
<input checked="" type="checkbox"/> ● G	With Cylinder, Schlage 7-pin, Everest 29R standard, factory master keyed only, SFIC	N/A	\$134.00
<input type="checkbox"/> B	Less Cylinder, Schlage, Falcon, Competitive OEM's, 7-pin, SFIC	-\$63.00	-\$63.00
L-SAR	Less Cylinder, Sargent (10L + 11L), 6-pin KIL (Only RHO, 8RO, SPA, 8SP, TLR, 8TR, ATH, 8AT lever styles)	No charge	No charge
L-CO6	Less Cylinder, Corbin, 6-pin KIL (Only RHO, 8RO, SPA, 8SP lever styles)	No charge	No charge
J-SAR	Less Cylinder, Sargent 6300, 6-pin FSIC (Only RHO, SPA, TLR, ATH, 8RO, 8SP, 8TR, 8AT lever styles)	No charge	No charge
J-CO6	Less Cylinder, Corbin 8000, 6-pin FSIC (Only RHO, SPA, TLR, ATH, 8RO, 8SP, 8TR, 8AT lever styles)	No charge	No charge
J-CO7	Less Cylinder, Corbin 8000-7, 7-pin FSIC, (Only RHO, 8RO, SPA, 8SP, TLR, 8TR lever styles)	No charge	No charge
J-MED	Less Cylinder, Medeco 32*0201, 6-pin FSIC (Only RHO, 8RO, SPA, 8SP lever styles)	No charge	No charge
J-YA6	Less Cylinder, Yale 1210 or Medeco 31*0100, 6-pin FSIC (Only RHO, SPA, TLR, ATH, 8RO, 8SP, 8TR, 8AT lever styles)	No charge	No charge
J-YA7	Less Cylinder, Yale 1220, 7-pin FSIC (Only RHO, 8RO, SPA, 8SP lever styles)	No charge	No charge
L-FA7	Less Cylinder, Falcon, 7-pin, KIL (Only RHO, 8RO, SPA, 8SP lever styles)	No charge	No charge

● Master Keyed cylinders can be specified and will be shipped in lock packaging. For Master Keying System Summary form which should accompany the master keyed order, see page 301.

△ For master keying, an additional charge of \$33.20 each applies. Specify line item 50-210.

□ Control keys for installation/removal of interchangeable cores are not furnished and must be ordered separate.

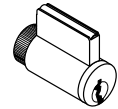
For additional assistance on Master Keying as well as restricted keyways, please contact customer service.



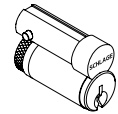
MS



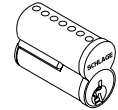
MSK



Full Cylinder
P6, L, L-SAR, L-FA7



FSIC Format
R, J, J-SAR, J-CO6,
J-CO7, J-YA6



SFIC Format
B, G



AD-250 STANDALONE RIGHTS ON CARD

CYLINDRICAL

9) SELECT KEYING TYPE		Price adj.
Open keyway families: KIL or FSIC¹		
S123	Everest 29 S (Key in Lever or FSIC)	Standard
C123	Everest C	No charge
C/CE/E/EF/F/FG/G	Classic Obverse	No charge
Restricted keyway families: KIL or FSIC^{1,2}		
29T	Everest 29 T	\$35.00
D	Everest D	\$35.00
Classic Restricted	Quad, Numbered, Reverse	\$35.00
Restricted keyway families: SFIC³		
29 R	Everest 29 R	No charge
B	Everest B	No charge

1. Full Size key systems (Everest 29 S and T, Everest C and D, Obverse and Quad) are available in Primus and Primus XP key system and must be ordered separately. Lock should be ordered less cylinder and Primus cylinder should be a separate line.
2. Everest Restricted Keyways require a Letter of Authorization to be submitted with the order. See page 307 for sample Letter of Authorization.
3. Master Keyed cylinders can be specified and will be shipped in lock packaging. For Master Keying System Summary form which should accompany the master keyed order, see page 301.

10) SELECT HANDING (Field reversible)		Price adj.
RH	Right handed	No charge
LH	Left handed	No charge
RHR	Right handed reverse	No charge
LHR	Left handed reverse	No charge

11) SELECT BATTERY		Price adj.
LLL	Less Battery Holder, batteries, and cover	-\$41.00
4B	4AA Battery kit	Standard
8B	8AA Battery kit	\$61.00

12) SELECT BACKSET AND LATCH BOLT		Price adj.
LLL	Less Latch	-\$54.00
13-247	2-3/4" Backset, deadlatch, square corner, 1-1/8" x 2-1/4"	Standard
14-049	2-3/4" Backset, deadlatch anti-friction fire door latch, square corner, 1-1/8" x 2-1/4", 3/4" throw	\$284.00
14-051	2-3/8" Backset, deadlatch, square corner, 1-1/8" x 2-1/4"	No charge
14-050	3-3/4" Backset, deadlatch, square corner, 1-1/8" x 2-1/4"	\$17.00
43-001	5" Backset extension link, deadlatch	\$53.00
39-030 ⁴	Rabbeted latch and strike kit, 605 and 626 only	\$94.70

4. Adapts square corner latch and 2-3/4" square corner strike to 1/2" rabbeted door and frame.

13) SELECT STRIKE PLATE		Price adj.
LLL	Less Strike Plate	-\$8.00
10-025	1-3/16" Lip, ANSI, no box, 1-1/14" x 4-7/8"	Standard
10-013 ⁵	1-1/8" Lip, square corner, T-strike, box, 1-1/8" - 2-3/4"	No charge
10-016	1-1/8" Lip, square corner, T-strike, deep box, fire door latch	\$25.00
K510-066	Box for ANSI strike (Must be specific)	No charge

5. 1-1/2" Lip available, must specify 1-1/2" Lip \$11.00.

14) SELECT DOOR THICKNESS		Price adj.
134	1-3/4"	Standard
Example 138	1-3/8" to 2-3/4", Shims included (Specify in 1/8" increments)	\$92.00

15) SELECT OPTIONS		Price adj.
BAA ⁶	BAA Compliant product	\$134.00

6. BAA compliant products must have the cover letter on page 311 included with the order. Failure to use this cover letter will result in the customer receiving non-BAA compliant product with no recourse for an RMA or refund. BAA compliant product requires a longer lead time, please contact customer service for details.

Accessories available, see pages 197–200. Accessories include Decorative plates, SUS A-KIT, etc.
 Credentials available, see pages 17–22.

AD-250 STANDALONE RIGHTS ON CARD
MORTISE/MORTISE DEADBOLT


1-3) SELECT CHASSIS		Price
AD-250-MS	Mortise	\$3,720.00
AD-250-MD	Mortise Deadbolt	\$3,773.00



MS

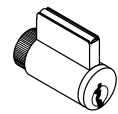


MSK

4) SELECT FUNCTION (Locking function capabilities are determined by users access control system.)		Price adj.
70 ¹	Storeroom (Not available on Mortise Deadbolt)	Standard
50 ¹	Office/Classroom (Not available on Mortise Deadbolt)	\$11.00
40 ²	Privacy	\$11.00
60 ²	Apartment	\$11.00

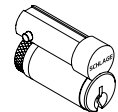
1. Less Door Position Switch, deduct -\$30.00. Use suffix LDP.
2. Inside Push Button (IPB) only included with Mortise (MS) chassis. Mortise Deadbolt (MD) chassis comes with LED indicator only. \$11.00 charge does not apply to Mortise Deadbolt (MD) chassis.

5) SELECT READER (Reflects price adder to base magnetic swipe reader price of \$1,032.00)		Price adj.
LLL ³	Less Reader	-\$1,032.00
MS	Magnetic Stripe (Swipe)	No charge
MSK	Magnetic Stripe (Swipe) + Keypad	\$105.00


 Full Cylinder
P6, L, L-SAR, L-FA7

3. For reader module accessories sold separately, see page 197.

6) SELECT LEVER ⁴		Price adj.
LLL	Less both levers	-\$100.00
Standard options	SPA (Sparta), RHO (Rhodes), ATH (Athens), TLR (Tubular), BRW (Broadway), BRK (Boardwalk), LAT (Latitude), LON (Longitude)	No charge


 FSIC Format
R, J, J-SAR, J-CO6,
J-CO7, J-YA6

4. Tactile Warning use 8AT for Athens, 8RO for Rhodes, 8SP for Sparta and 8TR for Tubular. \$77.00 per lever. Applied to exterior lever only unless otherwise specified. Not available with 643e finish.

7) SELECT FINISH		Price adj.
626	Satin Chrome	No charge
605	Bright Brass	\$186.00
606	Satin Brass	\$186.00
612	Satin Bronze	\$186.00
619	Satin Nickel	\$186.00
625	Bright Chrome	\$186.00
643e	Aged Bronze	\$186.00
626AM	Satin Chrome Antimicrobial	\$241.00


 FSIC Format
B, G

8) SELECT CYLINDER TYPE		Price adjustment	
		Open	Restricted
△ ● P6	With Cylinder, Schlage, Everest 29 S123, 6-pin KIL standard	No charge	\$35.00
L	Less Cylinder, Schlage, Falcon, 6-pin KIL	-\$106.00	-\$106.00
□ ● R	With Cylinder, Schlage 6-pin, Everest 29 S123 standard, FSIC	\$118.00	\$155.00
J	Less Cylinder, Schlage, 6-pin FSIC	-\$63.00	-\$63.00
□ ● G	With Cylinder, Schlage 7-pin, Everest 29R standard, factory master keyed only, SFIC	N/A	\$134.00
B	Less Cylinder, Schlage, Falcon, Competitive OEM's, 7-pin, SFIC	-\$63.00	-\$63.00
L-SAR	Less Cylinder, Sargent (10L + 11L), 6-pin KIL (Only RHO, 8RO, SPA, 8SP, TLR, 8TR, ATH, 8AT lever styles)	No charge	No charge
L-CO6	Less Cylinder, Corbin, 6-pin KIL (Only RHO, 8RO, SPA, 8SP lever styles)	No charge	No charge
J-SAR	Less Cylinder, Sargent 6300, 6-pin FSIC (Only RHO, SPA, TLR, ATH, 8RO, 8SP, 8TR, 8AT lever styles)	No charge	No charge
J-CO6	Less Cylinder, Corbin 8000, 6-pin FSIC (Only RHO, SPA, TLR, ATH, 8RO, 8SP, 8TR, 8AT lever styles)	No charge	No charge
J-CO7	Less Cylinder, Corbin 8000-7, 7-pin FSIC, (Only RHO, 8RO, SPA, 8SP, TLR, 8TR lever styles)	No charge	No charge
J-MED	Less Cylinder, Medeco 32*0201, 6-pin FSIC (Only RHO, 8RO, SPA, 8SP lever styles)	No charge	No charge
J-YA6	Less Cylinder, Yale 1210 or Medeco 31*0100, 6-pin FSIC (Only RHO, SPA, TLR, ATH, 8RO, 8SP, 8TR, 8AT lever styles)	No charge	No charge
J-YA7	Less Cylinder, Yale 1220, 7-pin FSIC (Only RHO, 8RO, SPA, 8SP lever styles)	No charge	No charge
L-FA7	Less Cylinder, Falcon, 7-pin, KIL (Only RHO, 8RO, SPA, 8SP lever styles)	No charge	No charge

- Master Keyed cylinders can be specified and will be shipped in lock packaging. For Master Keying System Summary form which should accompany the master keyed order, see page 301.

△ For master keying, an additional charge of \$33.20 each applies. Specify line item 50-210.

□ Control keys for installation/removal of interchangeable cores are not furnished and must be ordered separate.

For additional assistance on Master Keying as well as restricted keyways, please contact customer service.



AD-250 STANDALONE RIGHTS ON CARD

MORTISE/MORTISE DEADBOLT

9) SELECT KEYING TYPE		Price adj.
Open keyway families: KIL or FSIC¹		
S123	Everest 29 S (Key in Lever or FSIC)	Standard
C123	Everest C	No charge
C/CE/E/EF/F/FG/G	Classic Obverse	No charge
Restricted keyway families: KIL or FSIC^{1,2}		
29T	Everest 29 T	\$35.00
D	Everest D	\$35.00
Classic Restricted	Quad, Numbered, Reverse	\$35.00
Restricted keyway families: SFIC³		
29 R	Everest 29 R	No charge
B	Everest B	No charge


1. Full size key systems (Everest 29 S and T, Everest C and D, Obverse and Quad) are available in Primus and Primus XP key system and must be ordered separately. Lock should be ordered less cylinder and Primus cylinder should be a separate line.
2. Everest restricted keyways require a Letter of Authorization to be submitted with the order. See page 307 for sample Letter of Authorization.
3. Master keyed cylinders can be specified and will be shipped in lock packaging. For Master Keying System Summary form which should accompany the master keyed order, see page 301.

10) SELECT HANDING (Field reversible)		Price adj.
RH	Right handed	No charge
LH	Left handed	No charge
RHR	Right handed reverse	No charge
LHR	Left handed reverse	No charge

11) SELECT BATTERY		Price adj.
LLL	Less Battery Holder, batteries, and cover	-\$41.00
4B	4AA Battery kit	Standard
8B	8AA Battery kit	\$61.00

12) SELECT MORTISE LOCK ARMOR FRONT		Price adj.
LLL	Less Armor Front	-\$27.00
09-663	1-1/4" Wide square corner, latch for MS	Standard
09-669	1-1/16" Wide square corner, latch, options for MS	No charge
09-666	1-1/4" Wide square corner, latch x deadbolt for MD	Standard
09-672	1-1/16" Wide square corner, latch x deadbolt, options for MD	No charge

13) SELECT STRIKE PLATE		Price adj.
LLL	Less Strike	-\$20.00
10-072	1-1/4" x 4-7/8" Square corner + box; 1-3/16" lip length	Standard
10-072xx	1-1/4" x 4-7/8" Square corner + box; specify lip length (xx) as 1" or 1-1/2"	No charge
10-072xx	1-1/4" x 4-7/8" Square corner + box; specify lip length (xx) as 1-3/4"	\$51.00
10-075 ⁴	1/2" Rabbeted	\$173.00
37-015	Strike frame reinforcer, specify 37-015	No charge

4. For 1-3/4" thick doors, use wide armor front. For over 1-3/4" thick door extended equally (EE) use 1-1/4" wide armor front.
 Extended lead time, consult customer service.

14) SELECT DOOR THICKNESS		Price adj.
134	1-3/4"	Standard
Example 138	1-3/8" to 2-3/4", Shims included (Specify in 1/8" increments)	\$92.00

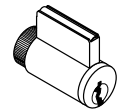
15) SELECT OPTIONS		Price adj.
BAA ⁵	BAA Compliant product	\$134.00

5. BAA compliant products must have the cover letter on page 311 included with the order. Failure to use this cover letter will result in the customer receiving non-BAA compliant product with no recourse for an RMA or refund. BAA compliant product requires a longer lead time, please contact customer service for details.

AD-250 STANDALONE RIGHTS ON CARD EXIT TRIM


1-3) SELECT CHASSIS/EXIT TRIM TYPE (See page 164 for exit device compatibility.)		Price
AD-250-993R	Exit Rim/Concealed Vertical Rod (Metal Door) / Concealed Vertical Cable (Metal Door)	\$3,811.00
AD-250-993S	Exit Surface Vertical Rod	\$3,853.00
AD-250-993M	Exit Mortise Lock	\$3,853.00


MS

MSK


4) SELECT FUNCTION (Locking function capabilities are determined by users access control system.)		Price adj.
70 ¹	Storeroom	Standard
50 ¹	Office/Classroom	\$11.00
40	Privacy	\$11.00
60	Apartment	\$11.00

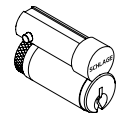
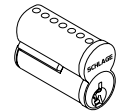
1. Less Door Position Switch, deduct -\$30.00. Use suffix LDP.

5) SELECT READER (Reflects price adder to base magnetic swipe reader price of \$1,032.00)		Price adj.
LLL ²	Less Reader	-\$1,032.00
MS	Magnetic Stripe (Swipe)	No charge
MSK	Magnetic Stripe (Swipe) + Keypad	\$105.00

2. For reader module accessories sold separately, see page 197.

6) SELECT LEVER ³		Price adj.
LLL	Less both levers	-\$100.00
Standard options	SPA (Sparta), RHO (Rhodes), ATH (Athens), TLR (Tubular), BRW (Broadway), BRK (Boardwalk), LAT (Latitude), LON (Longitude)	No charge

3. Tactile Warning use 8AT for Athens, 8RO for Rhodes, 8SP for Sparta and 8TR for Tubular. \$77.00 per lever. Applied to exterior lever only unless otherwise specified. Not available with 643e finish.

**Full Cylinder
P6, L, L-SAR, L-FA7**

**FSIC Format
R, J, J-SAR, J-CO6,
J-CO7, J-YA6**

**SFIC Format
B, G**

7) SELECT FINISH		Price adj.
626	Satin Chrome	No charge
605	Bright Brass	\$186.00
606	Satin Brass	\$186.00
612	Satin Bronze	\$186.00
619	Satin Nickel	\$186.00
625	Bright Chrome	\$186.00
643e	Aged Bronze	\$186.00
626AM	Satin Chrome Antimicrobial	\$241.00

8) SELECT CYLINDER TYPE		Price adjustment	
		Open	Restricted
△ ● P6	With Cylinder, Schlage, Everest 29 S123, 6-pin KIL standard	No charge	\$35.00
L	Less Cylinder, Schlage, Falcon, 6-pin KIL	-\$106.00	-\$106.00
□ ● R	With Cylinder, Schlage 6-pin, Everest 29 S123 standard, FSIC	\$118.00	\$155.00
J	Less Cylinder, Schlage, 6-pin FSIC	-\$63.00	-\$63.00
□ ● G	With Cylinder, Schlage 7-pin, Everest 29R standard, factory master keyed only, SFIC	N/A	\$134.00
B	Less Cylinder, Schlage, Falcon, Competitive OEM's, 7-pin, SFIC	-\$63.00	-\$63.00
L-SAR	Less Cylinder, Sargent (10L + 11L), 6-pin KIL (Only RHO, 8RO, SPA, 8SP, TLR, 8TR, ATH, 8AT lever styles)	No charge	No charge
L-CO6	Less Cylinder, Corbin, 6-pin KIL (Only RHO, 8RO, SPA, 8SP lever styles)	No charge	No charge
J-SAR	Less Cylinder, Sargent 6300, 6-pin FSIC (Only RHO, SPA, TLR, ATH, 8RO, 8SP, 8TR, 8AT lever styles)	No charge	No charge
J-CO6	Less Cylinder, Corbin 8000, 6-pin FSIC (Only RHO, SPA, TLR, ATH, 8RO, 8SP, 8TR, 8AT lever styles)	No charge	No charge
J-CO7	Less Cylinder, Corbin 8000-7, 7-pin FSIC, (Only RHO, 8RO, SPA, 8SP, TLR, 8TR lever styles)	No charge	No charge
J-MED	Less Cylinder, Medeco 32*0201, 6-pin FSIC (Only RHO, 8RO, SPA, 8SP lever styles)	No charge	No charge
J-YA6	Less Cylinder, Yale 1210 or Medeco 31*0100, 6-pin FSIC (Only RHO, SPA, TLR, ATH, 8RO, 8SP, 8TR, 8AT lever styles)	No charge	No charge
J-YA7	Less Cylinder, Yale 1220, 7-pin FSIC (Only RHO, 8RO, SPA, 8SP lever styles)	No charge	No charge
L-FA7	Less Cylinder, Falcon, 7-pin, KIL (Only RHO, 8RO, SPA, 8SP lever styles)	No charge	No charge

● Master Keyed cylinders can be specified and will be shipped in lock packaging. For Master Keying System Summary form which should accompany the master keyed order, see page 301.

△ For master keying, an additional charge of \$33.20 each applies. Specify line item 50-210.

□ Control keys for installation/removal of interchangeable cores are not furnished and must be ordered separate.

For additional assistance on Master Keying as well as restricted keyways, please contact customer service.



AD-250 STANDALONE RIGHTS ON CARD EXIT TRIM

9) SELECT KEYING TYPE		Price adj.
Open keyway families: KIL or FSIC¹		
S123	Everest 29 S (Key in Lever or FSIC)	Standard
C123	Everest C	No charge
C/CE/E/EF/F/FG/G	Classic Obverse	No charge
Restricted keyway families: KIL or FSIC^{1,2}		
29T	Everest 29 T	\$35.00
D	Everest D	\$35.00
Classic Restricted	Quad, Numbered, Reverse	\$35.00
Restricted keyway families: SFIC³		
29 R	Everest 29 R	No charge
B	Everest B	No charge

1. Full Size key systems (Everest 29 S and T, Everest C and D, Obverse and Quad) are available in Primus and Primus XP key system and must be ordered separately. Lock should be ordered less cylinder and Primus cylinder should be a separate line.
2. Everest Restricted Keyways require a Letter of Authorization to be submitted with the order. See page 307 for sample Letter of Authorization.
3. Master Keyed cylinders can be specified and will be shipped in lock packaging. For Master Keying System Summary form which should accompany the master keyed order, see page 301.

10) SELECT HANDING (Field reversible)		Price adj.
RHR	Right handed reverse	No charge
LHR	Left handed reverse	No charge

11) SELECT BATTERY		Price adj.
LLL	Less Battery Holder, batteries, and cover	-\$41.00
4B	4AA Battery kit	Standard
8B	8AA Battery kit	\$61.00

12-13) NO SELECTION REQUIRED

14) SELECT DOOR THICKNESS		Price adj.
134	1-3/4"	Standard
Example 200	1-3/4" to 2-3/4", (Specify in 1/8" increments)	\$92.00

15) SELECT OPTIONS		Price adj.
BAA ⁴	BAA Compliant product	\$134.00

4. BAA compliant products must have the cover letter on page 311 included with the order. Failure to use this cover letter will result in the customer receiving non-BAA compliant product with no recourse for an RMA or refund. BAA compliant product requires a longer lead time, please contact customer service for details.

Accessories available, see pages 197-200. Accessories include Decorative plates, SUS A-KIT, etc.
 Credentials available, see pages 17-22.

AD-993
NON-FUNCTIONING DUMMY EXIT TRIM


1-4) SELECT CHASSIS/EXIT TRIM TYPE/READER (See page 164 for exit device compatibility.)		Price
AD-993LLL	Dummy Trim Less Reader for Exit Rim/Concealed Vertical Rod ¹ /Concealed Vertical Cable/ Surface Vertical Rod/Mortise Lock ¹	\$1,032.00
AD-993DT	Dummy Trim with "Dummy" Reader Cover for Exit Rim/Concealed Vertical Rod/ Surface Vertical Rod ¹ /Mortise Lock	\$1,051.00

1. Metal door only.

5) SELECT LEVER ²		Price adj.
LLL	Less both levers	-\$34.00
SPA	Sparta	No charge
RHO	Rhodes	No charge
ATH	Athens	No charge
TLR	Tubular	No charge
BRW	Broadway	No charge
BRK	Boardwalk	No charge
LAT	Latitude	No charge
LON	Longitude	No charge

2. Tactile Warning use 8AT for Athens, 8RO for Rhodes, 8SP for Sparta and 8TR for Tubular. \$77.00 per lever. Applied to exterior lever only unless otherwise specified. Not available with 643e finish.

6) SELECT FINISH		Price adj.
626	Satin Chrome	No charge
605	Bright Brass	\$186.00
606	Satin Brass	\$186.00
612	Satin Bronze	\$186.00
619	Satin Nickel	\$186.00
625	Bright Chrome	\$186.00
643e	Aged Bronze	\$186.00
626AM	Satin Chrome Antimicrobial	\$241.00

7) SELECT CYLINDER TYPE		Price adjustment	
		Open	Restricted
<input checked="" type="checkbox"/> ● P6	With Cylinder, Schlage, Everest 29 S123, 6-pin KIL standard	No charge	\$35.00
<input type="checkbox"/> L	Less Cylinder, Schlage, Falcon, 6-pin KIL	-\$106.00	-\$106.00
<input type="checkbox"/> ● R	With Cylinder, Schlage 6-pin, Everest 29 S123 standard, FSIC	\$118.00	\$155.00
<input type="checkbox"/> J	Less Cylinder, Schlage, 6-pin FSIC	-\$63.00	-\$63.00
<input type="checkbox"/> ● G	With Cylinder, Schlage 7-pin, Everest 29R standard, factory master keyed only, SFIC	N/A	\$134.00
<input type="checkbox"/> B	Less Cylinder, Schlage, Falcon, Competitive OEM's, 7-pin, SFIC	-\$63.00	-\$63.00
L-SAR	Less Cylinder, Sargent (10L + 11L), 6-pin KIL (Only RHO, 8RO, SPA, 8SP, TLR, 8TR, ATH, 8AT lever styles)	No charge	No charge
L-CO6	Less Cylinder, Corbin, 6-pin KIL (Only RHO, 8RO, SPA, 8SP lever styles)	No charge	No charge
J-SAR	Less Cylinder, Sargent 6300, 6-pin FSIC (Only RHO, SPA, TLR, ATH, 8RO, 8SP, 8TR, 8AT lever styles)	No charge	No charge
J-CO6	Less Cylinder, Corbin 8000, 6-pin FSIC (Only RHO, SPA, TLR, ATH, 8RO, 8SP, 8TR, 8AT lever styles)	No charge	No charge
J-CO7	Less Cylinder, Corbin 8000-7, 7-pin FSIC, (Only RHO, 8RO, SPA, 8SP, TLR, 8TR lever styles)	No charge	No charge
J-MED	Less Cylinder, Medeco 32*0201, 6-pin FSIC (Only RHO, 8RO, SPA, 8SP lever styles)	No charge	No charge
J-YA6	Less Cylinder, Yale 1210 or Medeco 31*0100, 6-pin FSIC (Only RHO, SPA, TLR, ATH, 8RO, 8SP, 8TR, 8AT lever styles)	No charge	No charge
J-YA7	Less Cylinder, Yale 1220, 7-pin FSIC (Only RHO, 8RO, SPA, 8SP lever styles)	No charge	No charge
L-FA7	Less Cylinder, Falcon, 7-pin, KIL (Only RHO, 8RO, SPA, 8SP lever styles)	No charge	No charge

● Master Keyed cylinders can be specified and will be shipped in lock packaging. For Master Keying System Summary form which should accompany the master keyed order, see page 301.

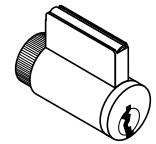
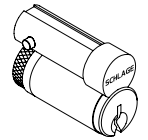
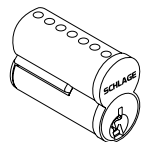
△ For master keying, an additional charge of \$33.20 each applies. Specify line item 50-210.

 Control keys for installation/removal of interchangeable cores are not furnished and must be ordered separate.

For additional assistance on Master Keying as well as restricted keyways, please contact customer service.



AD993DT


 Full Cylinder
P6, L, L-SAR, L-FA7

 FSIC Format
R, J, J-SAR, J-CO6,
J-CO7, J-YA6

 SFIC Format
B, G

AD-993

NON-FUNCTIONING DUMMY EXIT TRIM

8) SELECT KEYING TYPE		Price adj.
Open keyway families: KIL or FSIC¹		
S123	Everest 29 S (Key in Lever or FSIC)	Standard
C123	Everest C	No charge
C/CE/E/EF/F/FG/G	Classic Obverse	No charge
Restricted keyway families: KIL or FSIC^{1,2}		
29T	Everest 29 T	\$35.00
D	Everest D	\$35.00
Classic Restricted	Quad, Numbered, Reverse	\$35.00
Restricted keyway families: SFIC³		
29 R	Everest 29 R	No charge
B	Everest B	No charge

1. Full Size key systems (Everest 29 S and T, Everest C and D, Obverse and Quad) are available in Primus and Primus XP key system and must be ordered separately. Lock should be ordered less cylinder and Primus cylinder should be a separate line.
2. Everest Restricted Keyways require a Letter of Authorization to be submitted with the order. See page 307 for sample Letter of Authorization.
3. Master Keyed cylinders can be specified and will be shipped in lock packaging. For Master Keying System Summary form which should accompany the master keyed order, see page 301.

9) SELECT HANDING (Field reversible)		Price adj.
RHR	Right handed reverse	No charge
LHR	Left handed reverse	No charge

10-12) NO SELECTION REQUIRED

13) SELECT DOOR THICKNESS		Price adj.
134	1-3/4"	Standard
Example 178	1-7/8" to 2-3/4", (Specify in 1/8" increments)	\$92.00

14) SELECT OPTIONS		Price adj.
BAA ⁴	BAA Compliant product	\$134.00

4. BAA compliant products must have the cover letter on page 311 included with the order. Failure to use this cover letter will result in the customer receiving non-BAA compliant product with no recourse for an RMA or refund. BAA compliant product requires a longer lead time, please contact customer service for details.

Accessories available, see pages 197-200.

Credentials available, see pages 17-22.

AD Series Exit trim

The AD993DT Non-Functioning Dummy Trim comes with a universal mounting plate and is compatible with the following exit devices:

- **Von Duprin 98/99 and 98/99XP**
 - Rim, Concealed Vertical Rod (metal door only), Concealed Vertical Cable (metal door only), Surface Vertical Rod, Mortise.
 - Low current Request-to-Exit Switch optional for future network migration.
- **Von Duprin 78**
 - Rim, Concealed Vertical Rod (metal door only), Surface Vertical Rod
- **Von Duprin 22/22F**
 - Rim, Surface Vertical Rod
- **Falcon 25** - Rim
- **Sargent 80 Series** (Narrow design and reversible rim exits not compatible) - Rim
- **Corbin Russwin 5000 Series** - Rim
- **Yale 7000** - Rim
- **Dorma 9300** - Rim
- **Precision 21** - Rim (2100 converts to 21 with Precision's BP21 Kit)

PARTS AND ACCESSORIES

ANDROID™ CABLE For use with SUS Android App	Specify	Price
USB & 2-PIN Android cable ▪ Used to connect Android device to USB and 2-PIN locks and accessories	47282796 SUS A-KIT	\$322.00

HANDHELD DEVICE ACCESSORIES Legacy Product Support	Specify	Price
Serial cable ▪ Used to connect current model HHD (BM170) directly to legacy serial products without the need of a CIP	HH-2PIN SERIAL	\$252.00
Serial cable ▪ Used to connect previous model HHD (BM150) with CIP to program serial products ▪ Not compatible to current HHD (BM170)	HH-SERIAL	\$225.00
Null converter ▪ Used to connect Handheld Device to WA Series PIM, using HH-SERIAL serial cable (compatible to current and previous model HHDs)	PIMWA-CV	\$47.00
Computer interface module (CIP) ▪ Used to program serial products using HH-SERIAL serial cable ▪ Not compatible to current HHD (BM170)	P512112	\$585.00
CIP with iButton Reader ▪ Used to program serial products using HH-SERIAL serial cable ▪ Not compatible to current HHD (BM170)	P101203	\$617.00

READER MODULES Select by Technology	FINISHES 605, 606, 612, 619, 625, 626, 626AM, 643e		
Product description	Specify		Price
	Part number	Finish	
Keypad only reader module	KP	.[Finish]	\$908.00
Magnetic stripe (Swipe) reader module - Track 1, 2, or 3	MS	.[Finish]	\$1,079.00
Magnetic stripe (Swipe) with keypad reader module - Track 1, 2, or 3	MSK	.[Finish]	\$1,194.00
Multi-technology reader module - 125 kHz Proximity and 13.56 MHz Smart	MT	.[Finish]	\$1,247.00
Multi-technology with keypad reader module - 125 kHz Proximity and 13.56 MHz Smart	MTK	.[Finish]	\$1,359.00
Smart Technology iClass compatible reader	SI	.[Finish]	\$1,443.00
Smart Technology iClass compatible reader + keypad	SIK	.[Finish]	\$1,547.00
FIPS Multi-technology with keypad reader module - 125 kHz Proximity and 13.56 MHz Smart	FMK	.[Finish]	\$1,707.00
Dummy trim reader cover	DT	.[Finish]	\$52.00

READER MODULE ACCESSORIES	Specify	Price
Magnetic stripe cleaning cards	510310	\$66.00

COMMUNICATION MODULE KITS		FINISHES 605, 606, 612, 619, 625, 626, 626AM, 643e		
Product description	Product specification	Specify		Price
		Product ID	Finish	
AD-200/AD-250 Offline communication kit (Cover)	Storeroom Functions (Cylindrical and Exit Chassis)	COM200C	.[Finish]	\$230.00
AD-200/AD-250 Offline communication kit (Cover w/indicator lens) ¹	Privacy/Apartment Functions (Mortise Deadbolt Chassis)	COM200L	.[Finish]	\$230.00
AD-200/AD-250 Offline communication kit (Cover w/push button) ¹	Privacy/Apartment/Office/Classroom Functions (Cylindrical and Mortise Chassis)	COM200P	.[Finish]	\$230.00

1. Must order and install Door Position Switch (p/n 46929121) for proper operation.
2. Must order and install Pigtail Exit Adapter (p/n 23536774) for RX-LC switch if retrofitting AD-200-993 to AD-300-993 or AD-400-993.



PARTS AND ACCESSORIES

COMMUNICATION MODULE KITS		FINISHES 605, 606, 612, 619, 625, 626, 626AM, 643e		
Product description	Product specification	Specify		Price
		Product ID	Finish	
AD-300 Hardwired Communication Kit (Cover w/ Indicator Lens, RS485 Communication PCB) ^{1,2}	Storeroom Functions (Cylindrical, Mortise and Exit Chassis) Privacy/Apartment Functions (Mortise Deadbolt Chassis)	COM300L	.[Finish]	\$508.00
AD-300 Hardwired communication kit (Cover w/push button, RS485 communication PCB) ^{1,2}	Privacy/Apartment/Office/Classroom Functions (Cylindrical and Mortise Chassis)	COM300P	.[Finish]	\$508.00
AD-400 Wireless Communication Kit (Cover w/ indicator lens, 900MHz communication PCB) ^{1,2}	Storeroom Functions (Cylindrical, Mortise and Exit Chassis) Privacy/Apartment Functions (Mortise Deadbolt Chassis)	COM400L	.[Finish]	\$550.00
AD-400 Wireless communication kit (Cover w/push button, 900MHz communication PCB) ^{1,2}	Privacy/Apartment/Office/Classroom Functions (Cylindrical and Mortise Chassis)	COM400P	.[Finish]	\$550.00

1. Must order and install Door Position Switch (p/n 46929121) for proper operation.
2. Must order and install Pigtail Exit Adapter (p/n 23536774) for RX-LC switch if retrofitting AD-200-993 to AD-300-993 or AD-400-993.

	Class	Chassis	Type	Storeroom (70)	Office/ Classroom (50)	Apartment (60)	Privacy (40)
OFFLINE	AD-200 and AD-250	CY	Cylindrical	COM200C	COM200P	COM200P	COM200P
	AD-200 and AD-250	MS	Mortise	COM200C	COM200P	COM200P	COM200P
	AD-200 and AD-250	MD	Mortise Deadbolt	N/A	N/A	COM200L	COM200L
	AD-200 and AD-250	993	Exit trim	COM200C	N/A	N/A	N/A
NETWORKED	AD-300	CY	Cylindrical	COM300L	COM300P	COM300P	COM300P
	AD-300	MS	Mortise	COM300L	COM300P	COM300P	COM300P
	AD-300	MD	Mortise Deadbolt	N/A	N/A	COM300L	COM300L
	AD-300	993	Exit trim	COM300L	N/A	N/A	N/A
	AD-400	CY	Cylindrical	COM400L	COM400P	COM400P	COM400P
	AD-400	MS	Mortise	COM400L	COM400P	COM400P	COM400P
	AD-400	MD	Mortise Deadbolt	N/A	N/A	COM400L	COM400L
	AD-400	993	Exit trim	COM400L	N/A	N/A	N/A

Suffixes: C= Cover L= LED Only P= Pushbutton

Note: Connections other than Wiegand or Clock & Data may incur additional fee. Consult access control provider for details.

DOOR POSITION SWITCH	Specify	Price
Door position switch	46929121	See page 214

BATTERY COVER Select by Battery Quantity	FINISHES 605, 606, 612, 619, 625, 626, 626AM, 643e		
Description	Specify		Price
	Product ID	Finish	
4AA Battery cover (with screw)	4C (46929071)	.[Finish]	See page 216
8AA Battery cover (with screw)	8C (46929105)	.[Finish]	

PARTS AND ACCESSORIES

BATTERY HOLDER AND COVER KIT Select by Battery Quantity		FINISHES 605, 606, 612, 619, 625, 626, 626AM, 643e	
Description	Specify		Price
	Product ID	Finish	
4AA Battery holder and cover kit (Includes 4AA battery holder with cable, 4AA battery strap, battery strap screws, 4AA battery cover, cover screw, Torx® cover screw)	4B (46929055)	.[Finish]	See page 215
8AA Battery holder and cover kit (Includes 8AA battery holder with cable, 8AA battery strap, battery strap screws, 8AA battery cover, cover screw, Torx cover screw, Mylar)	8B (46929089)	.[Finish]	

TORX® TAMPER SCREW PACK Select by Chassis Type		FINISHES 605, 606, 612, 619, 625, 626, 626AM, 643e		
Chassis	Description	Specify		Price
		Product ID	Finish	
Cylindrical	Torx Tamper screw pack	23538812	.[Finish]	See page 216
Mortise	Torx Tamper screw pack	23538820	.[Finish]	
Exit	Torx Tamper screw pack	23538838	.[Finish]	

DECORATIVE PLATE Select by Size		FINISHES 606, 626, 643e		
Size	Description	Specify		Price
		Product ID	Finish	
1.5" x 3.25" x .105"	Decorative plate (with screws) - Exit trim	23631823	.[Finish]	See page 214
1.7" x 3.5" x .075"	Decorative plate (with screws)	23760267	.[Finish]	
3.2" x 3.5" x .075"	Decorative plate (with screws)	23760283	.[Finish]	
6.0" x 3.5" x .075"	Decorative plate (with screws)	23760317	.[Finish]	
6.6" x 3.5" x .075"	Decorative plate (with screws)	23760325	.[Finish]	
8.0" x 3.5" x .075"	Decorative plate (with screws)	23760309	.[Finish]	
8.0" x 3.5" x .075"	Decorative plate with screws and welded standoff	23760291	.[Finish]	
10.5" x 3.5" x .075"	Decorative plate (no screws necessary) - under lock ¹	23760259	.[Finish]	
12.0" x 3.5" x .075"	Decorative plate (no screws necessary) - under lock ¹	23760275	.[Finish]	

1. Please consider overall Door Thickness when ordering.
2. Single Decorative plate. Interior and Exterior Decorative plates may be required.
3. Decorative plates may have multiple applications. Please see the [AD Series Retrofit Template Overlay Guide](#) for more information.

SHIM PLATES	Specify	Price
Interior shim plate for AD-200/250/300	23458607	See page 214
Interior shim plate for AD-400	23458565	
Exterior shim plate	23458599	

Note: Device is 0.063" thick.

INSTALLATION TOOLS	Specify	Price
Universal clamp ▪ Necessary when using the remaining products to ensure hole placement accuracy ▪ The "Universal" (Clamp and DPS) products are for use in all CO, AD and LE product installations	40-286	\$753.00
AD Series cylindrical lock installation template	40-288	\$1,607.00
Universal cylindrical door position switch (DPS) installation template	40-292	\$247.00
AD Series mortise lock installation template	40-287	\$1,607.00
Universal mortise door position switch (DPS) installation template	40-291	\$245.00

These metal lock and DPS templates require use of specially designed universal clamp to ensure drilling accuracy.



PARTS AND ACCESSORIES

AD-200 STANDALONE ACCESSORIES		
EXPRESS LEVEL SOFTWARE PACKAGE	Specify	Price
Refer to Software Levels Data sheet for features and details.		
Express offline lock software <ul style="list-style-type: none"> Recommended for offline locks of fewer than 1000 users and/or 100 access points Reporting of last 1000 events capability will retrieve audit trails Must be installed on a computer that meets the minimum requirements (refer to software data sheet) 	SXPR-SFT-1	See page 248
EXPRESS LEVEL SOFTWARE PACKAGE ACCESSORIES	Specify	Price
Express computer interface module <ul style="list-style-type: none"> Used to program legacy CM/CL/KC products, using HH-SERIAL serial cable 	P512112	See page 248
Express computer interface module (with iButton) <ul style="list-style-type: none"> Used to connect PC/laptop to access device 	P101203	
Express female to female serial cable <ul style="list-style-type: none"> Used to connect P101203 Computer Interface Module to PC/laptop 	P394548	
Express male DB9 to USB 6" cable adapter <ul style="list-style-type: none"> Used to connect a USB Port device to a Serial Port device 	SDB9USBCBL	
Express magnetic stripe enrollment reader	CRM2	
Express proximity enrollment reader	CRP2	
USB/BLE (ENGAGE mobile app) MIFARE/EV1 PIV Enrollment reader	MT20	See page 32
EXPRESS INSTALLATION AND TRAINING	Specify	Price
Express installation and training <ul style="list-style-type: none"> Includes software installation and training Provided by Allegion Security and Safety Consultant remotely from factory No discounts apply 	SCH-EXP-INST	See page 248

REMOTE DOOR RELEASE	
Product description	Price
Push button release options <ul style="list-style-type: none"> AD-200 firmware enables the use of a wired remote release of the door Many push button types are available 	See page 197

AD-250 ACCESSORIES	Specify	Price
Campus lock magnetic stripe encoder <ul style="list-style-type: none"> ISO compatible high/low coercivity with female/male serial cable 	CL-ENCODER-2	\$7,731.00

Contents

Reader module.....	202
Magnetic swipe cleaning cards	202
Escutcheons.....	202
Interior baseplate gasket	203
Exterior gasket kit.....	203
Baseplate subassembly	203
Interior mounting plate.....	203
Interior spring cage.....	203
Exit device mounting hardware kit	203
Exterior spring cage (with screws)	204
Tailpieces.....	205
Cylinders.....	206
Latches	207
Interior lever (closed)	208
Lock retractor	212
Spindle spring	212
IPB Retrofit kit module	212
Strike plates	213
Shim plates	214
Door position switch	214
Door thickness kit.....	214
Decorative plate	214
Hardwired communication module	215
Wireless communication module.....	215
Wireless parts	215
Battery holder and cover kit.....	215
Battery parts	216
Torx® Tamper screw pack.....	216
Miscellaneous.....	217

Finish codes and descriptions

BHMA code	Description
605	Bright Brass
606	Satin Brass
612	Satin Bronze
619	Satin Nickel
625	Bright Chromium Plated
626	Satin Chrome
626AM	Satin Stainless Steel, Antimicrobial
643e	Aged Bronze

Customer service

- Order status
- Credit returns of non-defective products
- General sales questions

USA Allegion_Orders@allegion.com

CAN Canada.CustomerService@allegion.com

Technical support

- Technical questions/issues
- Returns of defective products
- Repairs

USA Electronic_Lock_TechProdSupport@allegion.com

CAN Canada.TechServices@allegion.com

PARTS



READER MODULE		FINISHES	
		605, 606, 612, 619, 625, 626, 626AM, 643e	
Description	Specify		Price
	Part number	Finish	
Keypad only reader module	KP	.[Finish]	See page 197
Magnetic stripe (Swipe) reader module - Track 1, 2, or 3	MS	.[Finish]	
Magnetic stripe (Swipe) with keypad reader module - Track 1, 2, or 3	MSK	.[Finish]	
Multi-technology reader module - 125 kHz Proximity and 13.56 MHz Smart	MT	.[Finish]	
Multi-technology with keypad reader module - 125 kHz Proximity and 13.56 MHz Smart	MTK	.[Finish]	
Smart Technology iClass compatible reader	SI	.[Finish]	
Smart Technology iClass compatible reader + keypad	SIK	.[Finish]	
FIPS Multi-technology with keypad reader module - 125 kHz Proximity and 13.56 MHz Smart	FMK	.[Finish]	
Dummy trim reader cover	DT	.[Finish]	

READER MODULE SCREWS			
Description	Specify		Price
	Part number	Door thickness	
Screws, reader module assembly (1-3/8", 1-1/2", 1-5/8", 1-3/4", 1-7/8", 2", 2-1/8", 2-1/4", 2-3/8", 2-1/2", 2-5/8", and 2-3/4")	46928511	[]	\$18.00

MAGNETIC SWIPE CLEANING CARDS		Specify	Price
Magnetic stripe cleaning cards		510310	\$66.00

ESCUTCHEONS			FINISHES		
Select by Chassis Type			605, 606, 612, 619, 625, 626, 626AM, 643e		
Chassis type	Description	Original part #	Specify		Price
			Part number	Finish	
Cylindrical	Interior escutcheon (with baseplate screws)	-	46929014	.[Finish]	\$126.00
Mortise	Interior escutcheon (with baseplate screws)	-	46929014	.[Finish]	\$126.00
Mortise deadbolt	Interior escutcheon (with baseplate screws) - Thumbturn not included	-	46929022	.[Finish]	\$126.00
Exit	Interior escutcheon (with baseplate screws)	-	46929279	.[Finish]	\$95.00
Cylindrical	Exterior escutcheon with baseplate screws	46928743	46928743	.[Finish]	\$211.00
Mortise	Exterior escutcheon with baseplate screws	46928750	46928743	.[Finish]	\$211.00
Exit	Exterior escutcheon with baseplate screws	46928750	47258398	.[Finish]	\$209.00
Exit	Exterior escutcheon with baseplate screws	46928743	47258398	.[Finish]	\$209.00
Cylindrical	Exterior escutcheon with baseplate screws (10-piece bulk pack)	23608532	23608532	.[Finish]	\$1,060.00
Mortise	Exterior escutcheon with baseplate screws (10-piece bulk pack)	23608540	23608532	.[Finish]	\$1,060.00
Exit	Exterior escutcheon with baseplate screws (10-piece bulk pack)	23608540	47260731	.[Finish]	\$1,060.00
Exit	Exterior escutcheon with baseplate screws (10-piece bulk pack)	23608532	47260731	.[Finish]	\$1,060.00

USB COVER PLUG, 10-PIECE BULK PACK			
Description	Original part #	Specify new part number	Price
USB Cover plug (10-piece bulk pack)	46928719	46928719	\$42.00
USB Cover plug, exit (10-piece bulk pack)	-	47258550	\$42.00
Cable, USB, AD/CO, Exit	-	47253409	\$42.00

PARTS

INTERIOR BASEPLATE GASKET	Specify	Price
Interior baseplate gasket	46928982	\$57.00

EXTERIOR GASKET KIT				
Select by Chassis Type				
Chassis type	Description	Original part #	Specify new part number	Price
Cylindrical	Exterior gasket kit (Includes exterior baseplate gasket, spindle cover seal, reader O-ring)	46929154	47260740	\$84.00
Mortise	Exterior gasket kit (Includes exterior baseplate gasket, spindle cover seal, reader O-ring)	46929162	47260740	\$84.00
Exit	Exterior gasket kit (Includes exterior baseplate gasket, spindle cover seal, reader O-ring)	46929162	47260741	\$84.00

BASEPLATE SUBASSEMBLY					
Select by Chassis Type					
Chassis type	Description	Original part #	Specify		Price
			New part #	Class	
Cylindrical	Interior baseplate subassembly - (Less Lever, Less Escutcheon, Less Spring Cage)	46928990	47261347	.[Class]	\$1,543.00
Mortise	Interior baseplate subassembly - (Less Lever, Less Escutcheon, Less Spring Cage)	46928990	47261347	.[Class]	\$1,543.00
Exit	Interior baseplate subassembly - (Less Escutcheon, Less Battery Cover, Less Communication Module Cover)	46929253	46929253	.[Class]	\$1,119.00
Cylindrical	Exterior baseplate subassembly - (Less Lever, Less Cylinder, Less Escutcheon)	46928529	47260732	.[Cylinder]	\$1,305.00
Mortise	Exterior baseplate subassembly - (Less Lever, Less Cylinder, Less Escutcheon)	46928537	47260738	.[Cylinder]	\$1,364.00
Exit	Exterior baseplate subassembly - (Less Lever, Less Cylinder, Less Escutcheon)	46928545	47260739	.[Cylinder]	\$1,305.00

INTERIOR BASEPLATE SPACER FOR SVR			
Chassis type	Description	Specify	Price
Exit	Interior baseplate spacer for SVR (w/baseplate mounting screws, surface mount screws) Available door ranges: 1-3/8", 1-1/2", 1-5/8", 1-7/8", 2", 2-1/8", 2-1/4", 2-3/8", 2-1/2", 2-5/8", 2-3/4"	46929238-DOOR RANGE	\$79.00

INTERIOR WIRELESS COVER SPACER FOR SVR			
Chassis type	Description	Specify	Price
Exit	Interior wireless cover spacer for SVR (with surface mount screw)	46929246	\$57.00

INTERIOR MOUNTING PLATE			
Chassis type	Description	Specify	Price
Exit	Interior mounting plate (with screws)	46929030	\$84.00

INTERIOR SPRING CAGE			
Description	Original part #	Specify new part number	Price
Interior spring cage (with screws)	46929006	47260743	\$95.00

EXIT DEVICE MOUNTING HARDWARE KIT			FINISHES				Price
			605, 606, 612, 619, 625, 626, 626AM, 643e				
Chassis type	Description	Original part #	Specify				
			New part #	Device type	Finish	Door thickness	
Exit	Exit device mounting hardware kit (upper mounting bolts, lower mounting sex-bolts, reader mounting bolts, finish washers, screws)	46929287	47260744	.[993R, 993S or 993M]	.[Finish]	.[]	\$141.00

PARTS

EXTERIOR SPRING CAGE (WITH SCREWS)				
Select by Chassis Type, Cylinder OEM, Cylinder Type, Cylinder Detail				
Chassis type	Description	New part #	Original part #	Price
Cylindrical	Schlage, KIL, P6/L	47258543	46928552	\$118.00
Cylindrical	Schlage, FSIC, R/J	47258543	46928552	\$118.00
Cylindrical	Schlage, SFIC, G/B	47258543	46928560	\$118.00
Cylindrical	Falcon, KIL, L-FA7 (7-pin)	47258543	23845969	\$118.00
Cylindrical	Corbin Russwin, FSIC, J-CO6 (6-pin)	47258543	46928586	\$118.00
Cylindrical	Corbin Russwin, FSIC, J-CO7 (7-pin)	47258543	23990674	\$118.00
Cylindrical	Sargent, KIL, L-SAR (6-pin)	47258543	46928578	\$118.00
Cylindrical	Sargent, FSIC, J-SAR (6-pin)	47258543	46928586	\$118.00
Cylindrical	Medeco, FSIC, J-MED (6-pin)	47258544	24281735	\$566.00
Cylindrical	Yale, FSIC, J-YA6 (6-pin)	47258544	46928644	\$566.00
Cylindrical	Yale, FSIC, J-YA7 (7-pin)	47258544	24281768	\$566.00
Mortise	Schlage, KIL, P6/L	47258543	46928602	\$118.00
Mortise	Schlage, FSIC, R/J	47258543	46928610	\$118.00
Mortise	Schlage, SFIC, G/B	47258543	46928560	\$118.00
Mortise	Falcon, KIL, L-FA7 (7-pin)	47258543	23845977	\$118.00
Mortise	Corbin Russwin, FSIC, J-CO6 (6-pin)	47258543	46928636	\$118.00
Mortise	Corbin Russwin, FSIC, J-CO7 (7-pin)	47258543	23988033	\$118.00
Mortise	Sargent, KIL, L-SAR (6-pin)	47258543	46928628	\$118.00
Mortise	Sargent, FSIC, J-SAR (6-pin)	47258543	46928636	\$118.00
Mortise	Medeco, FSIC, J-MED (6-pin)	47258544	24281735	\$566.00
Mortise	Yale, FSIC, J-YA6 (6-pin)	47258544	46928644	\$566.00
Mortise	Yale, FSIC, J-YA7 (7-pin)	47258544	24281768	\$566.00
Exit	Schlage, KIL, P6/L (Steel Levers)	47258545	46928651	\$287.00
Exit	Schlage, FSIC, R/J (Steel Levers)	47258545	46928553	\$287.00
Exit	Schlage, SFIC, G/B (Steel Levers)	47258545	46928669	\$287.00
Exit	Falcon, KIL, L-FA7 (7-pin) (Steel Levers) - Except ATH, 8AT Lever Styles	47258545	23779838	\$287.00
Exit	Corbin Russwin, FSIC, J-CO6 (6-pin) (Steel Levers)	47258545	46928693	\$287.00
Exit	Corbin Russwin, FSIC, J-CO7 (7-pin) (Steel Levers) - Except ATH, 8AT Lever Styles	47258545	23988017	\$287.00
Exit	Sargent, KIL, L-SAR (6-pin) (Steel Levers)	47258545	46928677	\$287.00
Exit	Sargent, FSIC, J-SAR (6-pin) (Steel Levers)	47258545	46928685	\$287.00
Exit	Medeco, FSIC, J-MED (6-pin)	47258546	24289902	\$568.00
Exit	Yale, FSIC, J-YA6 (6-pin) (Steel Levers)	47258546	46928701	\$568.00
Exit	Yale, FSIC, J-YA7 (7-pin)	47258546	24289928	\$568.00

EXTERIOR SPRING CAGE AND TAILPIECE KIT (FOR SCHLAGE), 10-PIECE BULK PACK				
Select by Chassis, Cylinder OEM, Cylinder Type, Cylinder Detail				
Chassis type	Description	New part #	Original part #	Price
Cylindrical	Schlage, KIL, P6/L	47259238	23593270	\$1,168.00
Cylindrical	Schlage, FSIC, R/J	47259239	23593288	\$1,169.00
Cylindrical	Schlage, SFIC, G/B	47259240	23593304	\$1,168.00
Mortise	Schlage, KIL, P6/L	47259238	23593346	\$1,168.00
Mortise	Schlage, FSIC, R/J	47259239	23593353	\$1,169.00
Mortise	Schlage, SFIC, G/B	47259240	23593304	\$1,168.00
Exit	Schlage, KIL, P6/L	47259249	23593271	\$1,168.00
Exit	Schlage, FSIC, R/J	47259250	23593272	\$3,889.00
Exit	Schlage, SFIC, G/B	47259248	23593437	\$2,087.00
Exit	Schlage, SFIC, G/B	47259248	23593510	\$2,087.00

PARTS

EXTERIOR SPRING CAGE AND TAILPIECE KIT (FOR NON-SCHLAGE), SINGLE PIECE				
Select by Chassis Type, Cylinder OEM, Cylinder Type, Cylinder Detail				
Chassis type	Description	New part #	Original part #	Price
Cylindrical	Falcon, KIL, L-FA7 (7-pin)	47259244	23845985	\$141.00
Cylindrical	Corbin Russwin, FSIC, J-CO6 (6-pin)	47259242	23593320	\$613.00
Cylindrical	Corbin Russwin, FSIC, J-CO7 (7-pin)	47259242	23990666	\$613.00
Cylindrical	Sargent, KIL, L-SAR (6-pin)	47259241	23593312	\$572.00
Cylindrical	Sargent, FSIC, J-SAR (6-pin)	47259242	23593320	\$613.00
Cylindrical	Medeco, FSIC, J-MED (6-pin)	47259245	24281792	\$645.00
Cylindrical	Yale, FSIC, J-YA6 (6-pin)	47259243	23593395	\$645.00
Cylindrical	Yale, FSIC, J-YA7 (7-pin)	47259246	24281826	\$566.00
Mortise	Falcon, KIL, L-FA7 (7-pin)	47259244	23845923	\$141.00
Mortise	Corbin Russwin, FSIC, J-CO6 (6-pin)	47259242	23593387	\$613.00
Mortise	Corbin Russwin, FSIC, J-CO7 (7-pin)	47259242	23988041	\$613.00
Mortise	Sargent, KIL, L-SAR (6-pin)	47259241	23593379	\$572.00
Mortise	Sargent, FSIC, J-SAR (6-pin)	47259242	23593387	\$613.00
Mortise	Medeco, FSIC, J-MED (6-pin)	47259245	24281792	\$645.00
Mortise	Yale, FSIC, J-YA6 (6-pin)	47259243	23593395	\$645.00
Mortise	Yale, FSIC, J-YA7 (7-pin)	47259246	24281826	\$566.00
Exit	Falcon, KIL, L-FA7 (7-pin)	47259254	23810872	\$148.00
Exit	Corbin Russwin, FSIC, J-CO6 (6-pin)	47259252	23593274	\$613.00
Exit	Corbin Russwin, FSIC, J-CO7 (7-pin) - Except ATH, 8AT Lever Styles	47259252	23988025	\$613.00
Exit	Sargent, KIL, L-SAR (6-pin)	47259251	23593273	\$572.00
Exit	Sargent, FSIC, J-SAR (6-pin)	47259252	23593274	\$613.00
Exit	Medeco, FSIC, J-MED (6-pin)	47259255	24289936	\$623.00
Exit	Yale, FSIC, J-YA6 (6-pin)	47259253	23593275	\$623.00
Exit	Yale, FSIC, J-YA7 (7-pin)	47259257	24289944	\$532.00

TAILPIECES				
Select by Chassis Type, Cylinder OEM, Cylinder Type, Cylinder Detail				
Chassis type	Description	New part #	Original part #	Price
Cylindrical	Schlage, KIL, P6/L - Everest/Primus/Modular Cylinders ¹	47258186	C604-243	\$3.20
Cylindrical	Schlage, KIL, P6/L - Classic Cylinders ¹	47258186	C603-524	\$3.20
Cylindrical	Schlage, FSIC, R/J	23446339	23446339	\$9.00
Cylindrical	Falcon, KIL, L-FA7 (7-pin)	47258182	23779820	\$41.00
Cylindrical	Universal, SFIC, B/BDC	47258187	46929456	\$25.00
Cylindrical	Corbin Russwin, FSIC, J-CO6 (6-pin)	47258180	23433634	\$62.00
Cylindrical	Corbin Russwin, FSIC, J-CO7 (7-pin)	47258180	23854516	\$62.00
Cylindrical	Sargent, KIL, L-SAR (6-pin) - Compatible with 10L and 11L	47258179	23433626	\$10.00
Cylindrical	Sargent, FSIC, J-SAR (6-pin)	47258180	23433634	\$62.00
Cylindrical	Medeco, FSIC, J-MED (6-pin)	47258183	23810898	\$147.00
Cylindrical	Yale, FSIC, J-YA6 (6-pin) - Compatible with Medeco 31	47258181	23760366	\$80.00
Cylindrical	Yale, FSIC, J-YA7 (7-pin)	47258184	23929722	\$55.00
Cylindrical	Universal, SFIC, G/H	23446347	23446347	\$22.40
Cylindrical	Corbin Russwin, KIL L-CO6	47258185	-	\$25.00
Mortise	Schlage, KIL, P6/L - Everest/Primus/Modular Cylinders ¹	47258186	23538077	\$3.20
Mortise	Schlage, KIL, P6/L - Classic Cylinders ¹	47258186	23538085	\$3.20
Mortise	Schlage, FSIC, R/J	23446339	23446339	\$9.00
Mortise	Falcon, KIL, L-FA7 (7-pin)	47258182	23779820	\$41.00
Mortise	Universal, SFIC, B/BDC	47258187	46929456	\$25.00
Mortise	Corbin Russwin, FSIC, J-CO6 (6-pin)	47258180	23443435	\$62.00
Mortise	Corbin Russwin, FSIC, J-CO7 (7-pin)	47258180	23854516	\$62.00
Mortise	Sargent, KIL, L-SAR (6-pin) - Compatible with 10L and 11L	47258179	23443427	\$10.00

1. This part is shared with Schlage Mechanical and defaults to the Schlage Mechanical discount.

CREDENTIALS
READERS
SOFTWARE
READER CONTROLLERS
ELECTRONIC LOCKS
ELECTROMAGNETIC LOCKS
POWER SUPPLIES
VON DUPRIN ACCESS CONTROL
SYSTEM ACCESSORIES
MISC



PARTS

TAILPIECES				
Select by Chassis Type, Cylinder OEM, Cylinder Type, Cylinder Detail				
Chassis type	Description	New part #	Original part #	Price
Mortise	Sargent, FSIC, J-SAR (6-pin)	47258180	23443435	\$62.00
Mortise	Medeco, FSIC, J-MED (6-pin)	47258183	23810898	\$147.00
Mortise	Yale, FSIC, J-YA6 (6-pin) - Compatible with Medeco 31	47258181	23760366	\$80.00
Mortise	Yale, FSIC, J-YA7 (7-pin)	47258184	23929722	\$55.00
Mortise	Universal, SFIC, G/H	23446347	23446347	\$22.40
Mortise	Corbin Russwin, KIL L-CO6	47258185	-	\$25.00
Exit	Schlage, KIL, P6/L - Everest/Primus/Modular Cylinders ¹	47258186	23538077	\$3.20
Exit	Schlage, KIL, P6/L - Classic Cylinders ¹	47258186	23538085	\$3.20
Exit	Schlage, FSIC, R/J	23446339	23446339	\$9.00
Exit	Falcon, KIL, L-FA7 (7-pin)	47258182	23779820	\$41.00
Exit	Universal, SFIC, B/BDC	47258187	46929456	\$25.00
Exit	Universal, SFIC, G/H	23446347	N523-091	\$22.40
Exit	Corbin Russwin, FSIC, J-CO6 (6-pin)	47258180	23443435	\$62.00
Exit	Corbin Russwin, FSIC, J-CO7 (7-pin)	47258180	23854516	\$62.00
Exit	Sargent, KIL, L-SAR (6-pin)	47258179	23443427	\$10.00
Exit	Sargent, FSIC, J-SAR (6-pin)	47258180	23443435	\$62.00
Exit	Medeco, FSIC, J-MED (6-pin)	47258183	23810898	\$147.00
Exit	Yale, FSIC, J-YA6 (6-pin) - Compatible with Medeco 31	47258181	23760366	\$80.00
Exit	Yale, FSIC, J-YA7 (7-pin)	47258184	23929722	\$55.00
Exit	Universal, SFIC, G/H	23446347	23446347	\$22.40
Exit	AD/CO, SFIC, B/BDC	47258187	09-774	\$25.00
Exit	Corbin Russwin, KIL L-CO6	47258185	-	\$25.00

1. This part is shared with Schlage Mechanical and defaults to the Schlage Mechanical discount.

TAILPIECE KIT (FOR EXTERIOR ESCUTCHEON INTO EXIT DEVICE)				
Chassis type	Description	New part #	Original part #	Price
Exit	Tailpiece kit (includes tailpiece, tailpiece guide, pine tree clip)	-	46929303	\$34.00

TAILPIECE KIT (FOR AD-993M EXIT DEVICES)				
Chassis type	Description	Quantity	Specify	Price
Mortise	993M, Exit tailpiece, kit (contains 1 unit only)	1	48250384	\$26.00

TAILPIECE KIT, 10-PIECE BULK PACK				
Select by Chassis Type, Cylinder OEM, Cylinder Type, Cylinder Detail				
Chassis type	Description	New part #	Original part #	Price
Cylindrical	Schlage, KIL, P6/L - Classic Cylinders	09-418	09-418	\$23.00
Cylindrical	Schlage, KIL, P6/L - Everest/Primus/Modular Cylinders	09-417	09-417	\$23.00
Cylindrical	Falcon, KIL, P6/L	23790611	23790611	\$38.00
Mortise	Schlage, KIL, P6/L - Classic Cylinders	09-418	46928768	\$23.00
Mortise	Schlage, KIL, P6/L - Everest/Primus/Modular Cylinders	09-417	46928776	\$23.00
Mortise	Falcon, KIL, P6/L	23790611	-	\$38.00
Exit	Schlage, KIL, P6/L - Classic Cylinders	09-418	46928768	\$23.00
Exit	Schlage, KIL, P6/L - Everest/Primus/Modular Cylinders	09-417	46928776	\$23.00
Exit	Falcon, KIL, P6/L	23790611	-	\$38.00

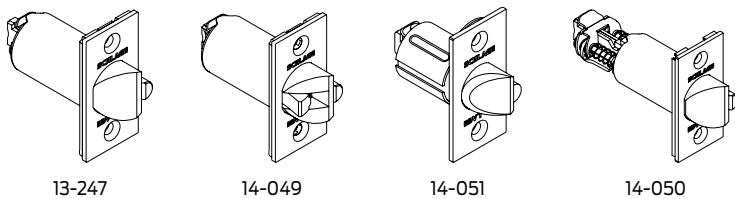
CYLINDERS			
Select by Chassis Type, Cylinder Mechanism, Cylinder Type, Cylinder Detail			
Chassis type	Description	Specify	Price
Cylindrical	Classic, KIL, P6 - Only ATH, 8AT Lever Styles ¹	23-013	\$103.00
Cylindrical	Classic, FSIC, R - Open	23-030	\$115.00
Cylindrical	Classic, FSIC, R - Restricted	23-030	\$149.00

1. This part is shared with Schlage Mechanical and defaults to the Schlage Mechanical discount.

PARTS

CYLINDERS			
Select by Chassis Type, Cylinder Mechanism, Cylinder Type, Cylinder Detail			
Chassis type	Description	Specify	Price
Cylindrical	Primus, KIL, P6 - Only ATH, 8AT Lever Styles	20-750	\$222.00
Cylindrical	Primus, FSIC, R	20-740	\$235.00
Cylindrical	Primus UL, KIL, P6 - (Only ATH, 8AT Lever Styles)	20-550	\$289.00
Cylindrical	Primus XP, KIL, P6 - (Only ATH, 8AT Lever Styles)	20-750-XP	\$222.00
Cylindrical	Primus XP, FSIC, R	20-740-XP	\$235.00
Cylindrical	Primus UL XP, KIL, P6 - (Only ATH, 8AT Lever Styles)	20-550-XP	\$289.00
Mortise	Classic, KIL, P6 - (Except ATH, 8AT Lever Styles) (Open) ¹	23-118	\$103.00
Mortise	Classic, KIL, P6 - (Except ATH, 8AT Lever Styles) (Restricted)	23-118	\$137.00
Mortise	Classic, FSIC, R (Open)	23-030	\$115.00
Mortise	Primus, KIL, P6 - (Except ATH, 8AT Lever Styles)	20-854	\$222.00
Mortise	Primus, FSIC, R	20-740	\$235.00
Mortise	Primus UL, KIL, P6 - (Except ATH, 8AT Lever Styles)	20-554	\$289.00
Mortise	Primus XP, KIL, P6 - (Except ATH, 8AT Lever Styles)	20-854-XP	\$222.00
Mortise	Primus XP, FSIC, R	20-740-XP	\$235.00
Mortise	Primus UL XP, KIL, P6 - (Except ATH, 8AT Lever Styles)	20-554-XP	\$289.00
Exit	Classic, KIL, P6 - (Except ATH, 8AT Lever Styles) (Open) ¹	23-118	\$103.00
Exit	Classic, KIL, P6 - (Except ATH, 8AT Lever Styles) (Restricted)	23-118	\$137.00
Exit	Classic, KIL, P6 - (Only ATH, 8AT Lever Styles) ¹	23-013	\$103.00
Exit	Classic, FSIC, R (Open)	23-030	\$115.00
Exit	Classic, FSIC, R (Restricted)	23-030	\$149.00
Exit	Primus, KIL, P6 - (Except ATH, 8AT Lever Styles)	20-854	\$222.00
Exit	Primus, KIL, P6 - (Only ATH, 8AT Lever Styles)	20-750	\$222.00
Exit	Primus, FSIC, R	20-740	\$235.00
Exit	Primus UL, KIL, P6 - (Except ATH, 8AT Lever Styles)	20-554	\$289.00
Exit	Primus UL, KIL, P6 - (Only ATH, 8AT Lever Styles)	20-550	\$289.00
Exit	Primus XP, KIL, P6 - (Except ATH, 8AT Lever Styles)	20-854-XP	\$222.00
Exit	Primus XP, KIL, P6 - (Only ATH, 8AT Lever Styles)	20-750-XP	\$222.00
Exit	Primus XP, FSIC, R	20-740-XP	\$235.00
Exit	Primus UL XP, KIL, P6 - (Except ATH, 8AT Lever Styles)	20-554-XP	\$289.00
Exit	Primus UL XP, KIL, P6 - (Only ATH, 8AT Lever Styles)	20-550-XP	\$289.00

1. This part is shared with Schlage Mechanical and defaults to the Schlage Mechanical discount.



LATCHES		FINISHES 605, 606, 612, 619, 625, 626, 643e		
Description	Backset	Specify		Price each
		Part number	Finish	
Square corner, 1-1/8" x 2-1/4"	2-3/4"	13-247	.[Finish]	\$142.00
Anti-friction fire door latch, Square corner, 1-1/8" x 2-1/4", 3/4" throw	2-3/4"	14-049	.[Finish]	\$598.00
Square corner, 1-1/8" x 2-1/4"	2-3/8"	14-051	.[Finish]	\$195.00
Square corner, 1-1/8" x 2-1/4"	3-3/4"	14-050	.[Finish]	\$177.00



PARTS

INTERIOR LEVER (CLOSED)				FINISHES 605, 606, 612, 619, 625, 626, 626AM, 643e		
Description	Style options	New part #	Original part #	Specify		Price
				Lever design	Finish	
Inside Lever, Closed	ATH (Athens) RHO (Rhodes) SPA (Sparta) TLR (Tubular)	03-230	03-030	.[Lever]	.[Finish]	\$223.00

EXTERIOR LEVER (LESS CYLINDER) Select by Chassis Type, Cylinder OEM, Cylinder Type, Cylinder Detail				FINISHES 605, 606, 612, 619, 625, 626, 626AM, 643e		
Chassis type	Description	New part #	Original part #	Specify		Price
				Lever design	Finish	
Cylindrical	Schlage, KIL, P6/L	03-231	03-031	.[Lever]	.[Finish]	\$223.00
Cylindrical	Schlage, FSIC, R/J	03-232	03-032	.[Lever]	.[Finish]	\$223.00
Cylindrical	Schlage, SFIC, G/B	03-200	03-000	.[Lever]	.[Finish]	\$223.00
Cylindrical	Falcon, KIL, L-FA7 (7-pin)	03-280	23779739	.RHO	.[Finish]	\$244.00
Cylindrical	Falcon, KIL, L-FA7 (7-pin)	03-280	23779762	.SPA	.[Finish]	\$244.00
Cylindrical	Falcon, KIL, L-FA7 (7-pin)	03-280	23779747	.8RO	.[Finish]	\$321.00
Cylindrical	Falcon, KIL, L-FA7 (7-pin)	03-280	23779770	.8SP	.[Finish]	\$321.00
Cylindrical	Corbin Russwin, FSIC, J-CO6 (6-pin)	03-266	03-066	.[Lever]	.[Finish]	\$415.00
Cylindrical	Corbin Russwin, FSIC, J-CO7 (7-pin)	03-235	23854524	.RHO	.[Finish]	\$415.00
Cylindrical	Corbin Russwin, FSIC, J-CO7 (7-pin)	03-235	23854540	.SPA	.[Finish]	\$415.00
Cylindrical	Corbin Russwin, FSIC, J-CO7 (7-pin)	03-235	23854565	.TLR	.[Finish]	\$415.00
Cylindrical	Corbin Russwin, FSIC, J-CO7 (7-pin)	03-235	23854532	.8RO	.[Finish]	\$492.00
Cylindrical	Corbin Russwin, FSIC, J-CO7 (7-pin)	03-235	23854557	.8SP	.[Finish]	\$492.00
Cylindrical	Corbin Russwin, FSIC, J-CO7 (7-pin)	03-235	23854573	.8TR	.[Finish]	\$492.00
Cylindrical	Sargent, KIL, L-SAR (6-pin)	03-244	03-044	.[Lever]	.[Finish]	\$415.00
Cylindrical	Sargent, FSIC, J-SAR (6-pin)	03-277	03-077	.[Lever]	.[Finish]	\$415.00
Cylindrical	Medeco, FSIC, J-MED (6-pin)	03-237	09-388	.[Lever]	.[Finish]	\$415.00
Cylindrical	Yale, FSIC, J-YA6 (6-pin)	03-255	09-355	.[Lever]	.[Finish]	\$415.00
Cylindrical	Yale, FSIC, J-YA7 (7-pin)	03-236	09-399	.[Lever]	.[Finish]	\$415.00
Cylindrical	Corbin Russwin, KIL, L-CO6 (6-pin)	03-234	-	.[Lever]	.[Finish]	\$415.00
Mortise	Schlage, KIL, P6/L	03-231	09-331	.[Lever]	.[Finish]	\$223.00
Mortise	Schlage, FSIC, RD/J	03-232	09-332	.[Lever]	.[Finish]	\$223.00
Mortise	Schlage, SFIC, GD/BD	03-200	03-000	.[Lever]	.[Finish]	\$223.00
Mortise	Falcon, KIL, L-FA7 (7-pin)	03-280	09-331	.[Lever]	.[Finish]	\$244.00
Mortise	Corbin Russwin, FSIC, J-CO6 (6-pin)	03-266	09-366	.[Lever]	.[Finish]	\$415.00
Mortise	Corbin Russwin, FSIC, J-CO7 (7-pin)	03-235	09-366	.[Lever]	.[Finish]	\$415.00
Mortise	Sargent, KIL, L-SAR (6-pin)	03-244	09-344	.[Lever]	.[Finish]	\$415.00
Mortise	Sargent, FSIC, J-SAR (6-pin)	03-277	09-377	.[Lever]	.[Finish]	\$415.00
Mortise	Medeco, FSIC, J-MED (6-pin)	03-237	09-388	.[Lever]	.[Finish]	\$415.00
Mortise	Yale, FSIC, J-YA6 (6-pin)	03-255	09-355	.[Lever]	.[Finish]	\$415.00
Mortise	Yale, FSIC, J-YA7 (7-pin)	03-236	09-399	.[Lever]	.[Finish]	\$415.00
Mortise	Corbin Russwin, KIL, L-CO6 (6-pin)	03-234	-	.[Lever]	.[Finish]	\$415.00
Exit	Schlage, KIL, P6/L	03-231	03-331	.[Lever]	.[Finish]	\$223.00
Exit	Schlage, FSIC, R/J	03-232	03-332	.[Lever]	.[Finish]	\$223.00
Exit	Schlage, SFIC, G/B	03-200	03-300	.[Lever]	.[Finish]	\$223.00
Exit	Falcon, KIL, L-FA7 (7-pin)	03-280	03-331	.[Lever]	.[Finish]	\$244.00
Exit	Corbin Russwin, FSIC, J-CO6 (6-pin)	03-266	03-366	.[Lever]	.[Finish]	\$415.00
Exit	Corbin Russwin, FSIC, J-CO7 (7-pin)	03-235	03-366	.[Lever]	.[Finish]	\$415.00
Exit	Sargent, KIL, L-SAR (6-pin)	03-244	03-344	.[Lever]	.[Finish]	\$415.00
Exit	Sargent, FSIC, J-SAR (6-pin)	03-277	03-377	.[Lever]	.[Finish]	\$415.00
Exit	Medeco, FSIC, J-MED (6-pin)	03-237	03-388	.[Lever]	.[Finish]	\$415.00

PARTS

EXTERIOR LEVER (LESS CYLINDER)				FINISHES		
Select by Chassis Type, Cylinder OEM, Cylinder Type, Cylinder Detail				605, 606, 612, 619, 625, 626, 626AM, 643e		
Chassis type	Description	New part #	Original part #	Specify		Price
				Lever design	Finish	
Exit	Yale, FSIC, J-YA6 (6-pin)	03-255	03-355	.[Lever]	.[Finish]	\$415.00
Exit	Yale, FSIC, J-YA7 (7-pin)	03-236	03-399	.[Lever]	.[Finish]	\$415.00
Exit	Corbin Russwin, KIL, L-CO6 (6-pin)	03-234	-	.[Lever]	.[Finish]	\$415.00

EXTERIOR LEVER (LESS CYLINDER) - NEW LEVER OPTIONS				FINISHES		
Select by Chassis Type, Cylinder OEM, Cylinder Type, Cylinder Detail				605, 606, 612, 619, 625, 626, 626AM, 643e		
Chassis type	Description	New part #	Original part #	Specify		Price
				Lever design	Finish	
Cylindrical	Boardwalk - Closed	47258044	-	.BRK	.[Finish]	\$223.00
Cylindrical	Boardwalk - J	47258052	-	.BRK	.[Finish]	\$223.00
Cylindrical	Boardwalk - P6/L	47258048	-	.BRK	.[Finish]	\$223.00
Cylindrical	Boardwalk - BDC/B/G/H	47258040	-	.BRK	.[Finish]	\$223.00
Cylindrical	Broadway - Closed	47258043	-	.BRW	.[Finish]	\$223.00
Cylindrical	Broadway - J	47258051	-	.BRW	.[Finish]	\$223.00
Cylindrical	Broadway - P6/L	47258047	-	.BRW	.[Finish]	\$223.00
Cylindrical	Broadway - BDC/B/G/H	47258039	-	.BRW	.[Finish]	\$223.00
Cylindrical	Latitude - Closed	47258045	-	.LAT	.[Finish]	\$223.00
Cylindrical	Latitude - J	47258053	-	.LAT	.[Finish]	\$223.00
Cylindrical	Latitude - P6/L	47258049	-	.LAT	.[Finish]	\$223.00
Cylindrical	Latitude - BDC/B/G/H	47258041	-	.LAT	.[Finish]	\$223.00
Cylindrical	Longitude - Closed	47258046	-	.LON	.[Finish]	\$223.00
Cylindrical	Longitude - J	47258054	-	.LON	.[Finish]	\$223.00
Cylindrical	Longitude - P6/L	47258050	-	.LON	.[Finish]	\$223.00
Cylindrical	Longitude - BDC/B/G/H	47258042	-	.LON	.[Finish]	\$223.00
Cylindrical	Boardwalk (Tactile) - Closed	47260554	-	.8BK	.[Finish]	\$300.00
Cylindrical	Boardwalk (Tactile) - J	47260546	-	.8BK	.[Finish]	\$300.00
Cylindrical	Boardwalk (Tactile) - P6/L	47260550	-	.8BK	.[Finish]	\$300.00
Cylindrical	Boardwalk (Tactile) - BDC/B/G/H	47260538	-	.8BK	.[Finish]	\$300.00
Cylindrical	Broadway (Tactile) - Closed	47260553	-	.8BY	.[Finish]	\$300.00
Cylindrical	Broadway (Tactile) - J	47260545	-	.8BY	.[Finish]	\$300.00
Cylindrical	Broadway (Tactile) - P6/L	47260549	-	.8BY	.[Finish]	\$300.00
Cylindrical	Broadway (Tactile) - BDC/B/G/H	47260537	-	.8BY	.[Finish]	\$300.00
Cylindrical	Latitude (Tactile) - Closed	47260555	-	.8LT	.[Finish]	\$300.00
Cylindrical	Latitude (Tactile) - J	47260547	-	.8LT	.[Finish]	\$300.00
Cylindrical	Latitude (Tactile) - P6/L	47260551	-	.8LT	.[Finish]	\$300.00
Cylindrical	Latitude (Tactile) - BDC/B/G/H	47260539	-	.8LT	.[Finish]	\$300.00
Cylindrical	Longitude (Tactile) - Closed	47260556	-	.8LN	.[Finish]	\$300.00
Cylindrical	Longitude (Tactile) - J	47260548	-	.8LN	.[Finish]	\$300.00
Cylindrical	Longitude (Tactile) - P6/L	47260552	-	.8LN	.[Finish]	\$300.00
Cylindrical	Longitude (Tactile) - BDC/B/G/H	47260540	-	.8LN	.[Finish]	\$300.00
Mortise	Boardwalk - Closed	47258044	-	.BRK	.[Finish]	\$223.00
Mortise	Boardwalk - J	47258052	-	.BRK	.[Finish]	\$223.00
Mortise	Boardwalk - P6/L	47258048	-	.BRK	.[Finish]	\$223.00
Mortise	Boardwalk - BDC/B/G/H	47258040	-	.BRK	.[Finish]	\$223.00
Mortise	Broadway - Closed	47258043	-	.BRW	.[Finish]	\$223.00
Mortise	Broadway - J	47258051	-	.BRW	.[Finish]	\$223.00
Mortise	Broadway - P6/L	47258047	-	.BRW	.[Finish]	\$223.00
Mortise	Broadway - BDC/B/G/H	47258039	-	.BRW	.[Finish]	\$223.00
Mortise	Latitude - Closed	47258045	-	.LAT	.[Finish]	\$223.00
Mortise	Latitude - J	47258053	-	.LAT	.[Finish]	\$223.00

PARTS

EXTERIOR LEVER (LESS CYLINDER) - NEW LEVER OPTIONS				FINISHES		
Select by Chassis Type, Cylinder OEM, Cylinder Type, Cylinder Detail				605, 606, 612, 619, 625, 626, 626AM, 643e		
Chassis type	Description	New part #	Original part #	Specify		Price
				Lever design	Finish	
Mortise	Latitude - P6/L	47258049	-	.LAT	.[Finish]	\$223.00
Mortise	Latitude - BDC/B/G/H	47258041	-	.LAT	.[Finish]	\$223.00
Mortise	Longitude - Closed	47258046	-	.LON	.[Finish]	\$223.00
Mortise	Longitude - J	47258054	-	.LON	.[Finish]	\$223.00
Mortise	Longitude - P6/L	47258050	-	.LON	.[Finish]	\$223.00
Mortise	Longitude - BDC/B/G/H	47258042	-	.LON	.[Finish]	\$223.00
Mortise	Boardwalk (Tactile) - Closed	47260554	-	.8BK	.[Finish]	\$300.00
Mortise	Boardwalk (Tactile) - J	47260546	-	.8BK	.[Finish]	\$300.00
Mortise	Boardwalk (Tactile) - P6/L	47260550	-	.8BK	.[Finish]	\$300.00
Mortise	Boardwalk (Tactile) - BDC/B/G/H	47260538	-	.8BK	.[Finish]	\$300.00
Mortise	Broadway (Tactile) - Closed	47260553	-	.8BY	.[Finish]	\$300.00
Mortise	Broadway (Tactile) - J	47260545	-	.8BY	.[Finish]	\$300.00
Mortise	Broadway (Tactile) - P6/L	47260549	-	.8BY	.[Finish]	\$300.00
Mortise	Broadway (Tactile) - BDC/B/G/H	47260537	-	.8BY	.[Finish]	\$300.00
Mortise	Latitude (Tactile) - Closed	47260555	-	.8LT	.[Finish]	\$300.00
Mortise	Latitude (Tactile) - J	47260547	-	.8LT	.[Finish]	\$300.00
Mortise	Latitude (Tactile) - P6/L	47260551	-	.8LT	.[Finish]	\$300.00
Mortise	Latitude (Tactile) - BDC/B/G/H	47260539	-	.8LT	.[Finish]	\$300.00
Mortise	Longitude (Tactile) - Closed	47260556	-	.8LN	.[Finish]	\$300.00
Mortise	Longitude (Tactile) - J	47260548	-	.8LN	.[Finish]	\$300.00
Mortise	Longitude (Tactile) - P6/L	47260552	-	.8LN	.[Finish]	\$300.00
Mortise	Longitude (Tactile) - BDC/B/G/H	47260540	-	.8LN	.[Finish]	\$300.00
Exit	Boardwalk - Closed	47258044	-	.BRK	.[Finish]	\$223.00
Exit	Boardwalk - J	47258052	-	.BRK	.[Finish]	\$223.00
Exit	Boardwalk - P6/L	47258048	-	.BRK	.[Finish]	\$223.00
Exit	Boardwalk - BDC/B/G/H	47258040	-	.BRK	.[Finish]	\$223.00
Exit	Broadway - Closed	47258043	-	.BRW	.[Finish]	\$223.00
Exit	Broadway - J	47258051	-	.BRW	.[Finish]	\$223.00
Exit	Broadway - P6/L	47258047	-	.BRW	.[Finish]	\$223.00
Exit	Broadway - BDC/B/G/H	47258039	-	.BRW	.[Finish]	\$223.00
Exit	Latitude - Closed	47258045	-	.LAT	.[Finish]	\$223.00
Exit	Latitude - J	47258053	-	.LAT	.[Finish]	\$223.00
Exit	Latitude - P6/L	47258049	-	.LAT	.[Finish]	\$223.00
Exit	Latitude - BDC/B/G/H	47258041	-	.LAT	.[Finish]	\$223.00
Exit	Longitude - Closed	47258046	-	.LON	.[Finish]	\$223.00
Exit	Longitude - J	47258054	-	.LON	.[Finish]	\$223.00
Exit	Longitude - P6/L	47258050	-	.LON	.[Finish]	\$223.00
Exit	Longitude - BDC/B/G/H	47258042	-	.LON	.[Finish]	\$223.00
Exit	Boardwalk (Tactile) - Closed	47260554	-	.8BK	.[Finish]	\$300.00
Exit	Boardwalk (Tactile) - J	47260546	-	.8BK	.[Finish]	\$300.00
Exit	Boardwalk (Tactile) - P6/L	47260550	-	.8BK	.[Finish]	\$300.00
Exit	Boardwalk (Tactile) - BDC/B/G/H	47260538	-	.8BK	.[Finish]	\$300.00
Exit	Broadway (Tactile) - Closed	47260553	-	.8BY	.[Finish]	\$300.00
Exit	Broadway (Tactile) - J	47260545	-	.8BY	.[Finish]	\$300.00
Exit	Broadway (Tactile) - P6/L	47260549	-	.8BY	.[Finish]	\$300.00
Exit	Broadway (Tactile) - BDC/B/G/H	47260537	-	.8BY	.[Finish]	\$300.00
Exit	Latitude (Tactile) - Closed	47260555	-	.8LT	.[Finish]	\$300.00
Exit	Latitude (Tactile) - J	47260547	-	.8LT	.[Finish]	\$300.00
Exit	Latitude (Tactile) - P6/L	47260551	-	.8LT	.[Finish]	\$300.00
Exit	Latitude (Tactile) - BDC/B/G/H	47260539	-	.8LT	.[Finish]	\$300.00

XE360™ SERIES
SCHLAGE CONTROL®
LE LOCK
NDE LOCK
AD SERIES NETWORKED
AD SERIES STANDALONE
AD SERIES PARTS
CO SERIES STANDALONE
CO SERIES PARTS

PARTS

EXTERIOR LEVER (LESS CYLINDER) - NEW LEVER OPTIONS				FINISHES		
Select by Chassis Type, Cylinder OEM, Cylinder Type, Cylinder Detail				605, 606, 612, 619, 625, 626, 626AM, 643e		
Chassis type	Description	New part #	Original part #	Specify		Price
				Lever design	Finish	
Exit	Longitude (Tactile) - Closed	47260556	-	.8LN	.[Finish]	\$300.00
Exit	Longitude (Tactile) - J	47260548	-	.8LN	.[Finish]	\$300.00
Exit	Longitude (Tactile) - P6/L	47260552	-	.8LN	.[Finish]	\$300.00
Exit	Longitude (Tactile) - BDC/B/G/H	47260540	-	.8LN	.[Finish]	\$300.00

EXTERIOR LEVER (LESS CYLINDER), 10-PIECE BULK PACK				FINISHES		
Select by Chassis Type, Cylinder OEM, Cylinder Type, Cylinder Detail				605, 606, 612, 619, 625, 626, 626AM, 643e		
Chassis type	Description	New part #	Original part #	Specify		Price
				Lever design	Finish	
Cylindrical	Schlage, KIL, P6/L ¹	K103-681	K103-031	.[Lever]	.[Finish]	\$1,768.00
Cylindrical	Schlage, FSIC, R/J ¹	K103-682	K103-032	.[Lever]	.[Finish]	\$2,106.00
Cylindrical	Schlage, SFIC, G/B ¹	K103-680	K103-000	.[Lever]	.[Finish]	\$2,106.00
Cylindrical	Corbin Russwin, FSIC, J-CO6 (6-pin) ¹	K103-684	K103-066	.[Lever]	.[Finish]	\$3,280.00
Cylindrical	Sargent, KIL, L-SAR (6-pin) ¹	K103-683	K103-044	.[Lever]	.[Finish]	\$4,196.00
Cylindrical	Sargent, FSIC, J-SAR (6-pin) ¹	K103-685	K103-077	.[Lever]	.[Finish]	\$4,152.00
Cylindrical	Medeco, FSIC, J-MED (6-pin)	K103-687	K109-388	.[Lever]	.[Finish]	\$4,202.00
Cylindrical	Yale, FSIC, J-YA6 (6-pin) ¹	K103-686	K103-055	.[Lever]	.[Finish]	\$4,202.00
Cylindrical	Yale, FSIC, J-YA7 (7-pin) ¹	K103-688	K109-399	.[Lever]	.[Finish]	\$4,202.00
Cylindrical	Falcon, KIL, L-FA7 (7-pin)	K103-689	-	.[Lever]	.[Finish]	\$3,377.00
Cylindrical	Corbin Russwin, FSIC, J-CO7 (7-pin)	K103-690	23991086	.RHO	.[Finish]	\$3,377.00
Cylindrical	Corbin Russwin, FSIC, J-CO7 (7-pin)	K103-690	23991094	.SPA	.[Finish]	\$3,377.00
Cylindrical	Corbin Russwin, FSIC, J-CO7 (7-pin)	K103-690	23991102	.TLR	.[Finish]	\$3,377.00
Cylindrical	Corbin Russwin, FSIC, J-CO7 (7-pin)	K103-690	23991110	.8RO	.[Finish]	\$4,147.00
Cylindrical	Corbin Russwin, FSIC, J-CO7 (7-pin)	K103-690	23991128	.8SP	.[Finish]	\$4,147.00
Cylindrical	Corbin Russwin, FSIC, J-CO7 (7-pin)	K103-690	23991136	.8TR	.[Finish]	\$4,147.00
Mortise	Schlage, KIL, P6/L ¹	K103-681	K109-331	.[Lever]	.[Finish]	\$1,768.00
Mortise	Schlage, FSIC, R/J ¹	K103-682	K109-332	.[Lever]	.[Finish]	\$2,106.00
Mortise	Schlage, SFIC, G/B ¹	K103-680	K103-000	.[Lever]	.[Finish]	\$2,106.00
Mortise	Corbin Russwin, FSIC, J-CO6 (6-pin) ¹	K103-684	K109-366	.[Lever]	.[Finish]	\$3,280.00
Mortise	Sargent, KIL, L-SAR (6-pin) ¹	K103-683	K109-344	.[Lever]	.[Finish]	\$4,196.00
Mortise	Sargent, FSIC, J-SAR (6-pin) ¹	K103-685	K109-377	.[Lever]	.[Finish]	\$4,152.00
Mortise	Medeco, FSIC, J-MED (6-pin)	K103-687	K109-388	.[Lever]	.[Finish]	\$4,202.00
Mortise	Yale, FSIC, J-YA6 (6-pin) ¹	K103-686	K109-355	.[Lever]	.[Finish]	\$4,202.00
Mortise	Yale, FSIC, J-YA7 (7-pin) ¹	K103-688	K109-399	.[Lever]	.[Finish]	\$4,202.00
Mortise	Falcon, KIL, L-FA7 (7-pin)	K103-689	K109-331	.[Lever]	.[Finish]	\$3,377.00
Mortise	Corbin Russwin, FSIC, J-CO7 (7-pin)	K103-690	K109-366	.[Lever]	.[Finish]	\$3,377.00
Exit	Schlage, KIL, P6/L ¹	K103-681	K103-331	.[Lever]	.[Finish]	\$1,768.00
Exit	Schlage, FSIC, R/J ¹	K103-682	K103-332	.[Lever]	.[Finish]	\$2,106.00
Exit	Corbin Russwin, FSIC, J-CO6 (6-pin)	K103-684	K103-366	.[Lever]	.[Finish]	\$3,280.00
Exit	Corbin Russwin, FSIC, J-CO7 (7-pin)	K103-690	K103-366	.[Lever]	.[Finish]	\$3,377.00
Exit	Sargent, KIL, L-SAR (6-pin) ¹	K103-683	K103-344	.[Lever]	.[Finish]	\$4,196.00
Exit	Schlage, SFIC, G/B ¹	K103-680	K103-000	.[Lever]	.[Finish]	\$2,106.00
Exit	Falcon, KIL, L-FA7 (7-pin)	K103-689	K103-331	.[Lever]	.[Finish]	\$3,377.00
Exit	Sargent, FSIC, J-SAR (6-pin) ¹	K103-685	K103-377	.[Lever]	.[Finish]	\$4,152.00
Exit	Medeco, FSIC, J-MED (6-pin)	K103-687	K103-388	.[Lever]	.[Finish]	\$4,202.00
Exit	Yale, FSIC, J-YA6 (6-pin) ¹	K103-686	K103-355	.[Lever]	.[Finish]	\$4,202.00
Exit	Yale, FSIC, J-YA7 (7-pin) ¹	K103-688	K103-399	.[Lever]	.[Finish]	\$4,202.00

1. This part is shared with Schlage Mechanical and defaults to the Schlage Mechanical discount.

 CREDENTIALS
 READERS
 SOFTWARE
 CONTROLLERS
 READER CONTROLLERS
 ELECTRONIC LOCKS
 ELECTROMAGNETIC LOCKS
 POWER SUPPLIES
 VON DUPRIN ACCESS CONTROL
 SYSTEM ACCESSORIES
 MISC

PARTS

LOCK RETRACTOR			
Select by Chassis Type, Chassis Thickness			
Chassis type	Description	Specify	Price
Cylindrical	Retractor	46928800	\$566.00
Mortise	1-1/16" Narrow - (door thicknesses 1-3/8" to 1-5/8")	46928818	\$725.00
Mortise	1-1/4" Standard - (door thicknesses 1-3/4" to 2-3/4")	46928826	\$725.00
Mortise deadbolt	1-1/16" Narrow - (door thicknesses 1-3/8" to 1-5/8")	46928834	\$917.00
	1-1/4" Standard - (door thicknesses 1-3/4" to 2-3/4")	46928842	\$917.00

SPINDLE AND HUB KIT			
Select by Chassis Type			
Chassis type	Description	Specify	Price
Exit	Exit spindle and hub kit (Includes spindle, spindle cover, spindle hub, tailpiece, twisted tailpiece, tailpiece spring, pine tree clip, screw)	46929295	\$70.00

SPINDLE SPRING		Specify	Price
Inside spindle spring (25 pack)		47256978	\$130.00

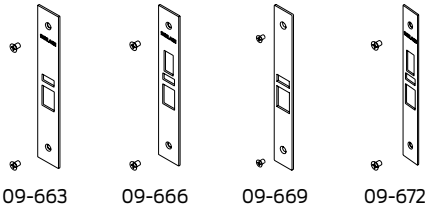
DEADBOLT THUMBTURN ASSEMBLY (WITH E-CLIP)	FINISHES		
	605, 606, 612, 619, 625, 626, 626AM, 643e		
	Specify		Price
Description	Part number	Finish	
Deadbolt thumbturn assembly (with E-clip)	46929113	.[Finish]	\$57.00

The Schlage AD-993 internal push button (IPB) retrofit kit relocates the push button from the interior escutcheon of the lock to the exit device to meet the specific needs of California Building Code accessibility standards, Section 11B-404.2.7. This retrofit kit is available for the AD-993 with Von Duprin 98/99 exit devices with the following options:

- Rim, Concealed Vertical Rod (CVR)/Concealed Vertical Cable (CVC), XP, Mortise, and Surface Vertical Rod (SVR) devices

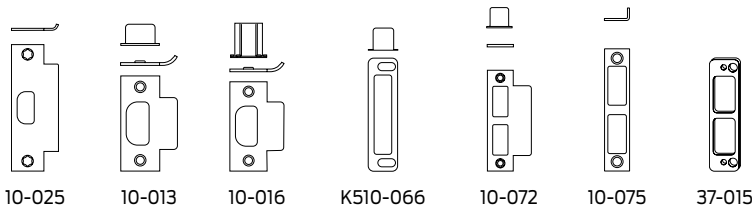
IPB RETROFIT KIT MODULE										
IPB Retrofit Kits will be handled and invoiced from Von Duprin Plant.										
Description	Available finishes							Specify		Price
	605	606	619	625	626	643e	626AM	Part number	Finish	
Rim Exit (LH) - Stainless Steel			▪	▪	▪	▪	▪	47385857	.[Finish]	\$845.00
Rim Exit Devices (RH) - Stainless Steel			▪	▪	▪	▪	▪	47385858	.[Finish]	\$845.00
Rim Exit (LH) - Brass	▪	▪						47385865	.[Finish]	\$845.00
Rim Exit (RH) - Brass	▪	▪						47385866	.[Finish]	\$845.00
Surface Vertical Rods (SVR) (LH) - Stainless Steel				▪	▪	▪	▪	47385859	.[Finish]	\$845.00
Surface Vertical Rods (SVR) (RH) - Stainless Steel				▪	▪	▪	▪	47385860	.[Finish]	\$845.00
Surface Vertical Rods (SVR) (LH) - Brass	▪	▪	▪					47385867	.[Finish]	\$845.00
Surface Vertical Rods (SVR) (RH) - Brass	▪	▪	▪					47385868	.[Finish]	\$845.00
CVR / CVC (LH) - Stainless Steel				▪	▪	▪	▪	47385861	.[Finish]	\$845.00
CVR / CVC (RH) - Stainless Steel				▪	▪	▪	▪	47385862	.[Finish]	\$845.00
CVR / CVC (LH) - Brass	▪	▪	▪					47385869	.[Finish]	\$845.00
CVR / CVC (RH) - Brass	▪	▪	▪					47385870	.[Finish]	\$845.00
MS (LH) - Brass	▪	▪	▪					47385871	.[Finish]	\$845.00
MS (RH) - Brass	▪	▪	▪					47385872	.[Finish]	\$845.00
MS (LH) - Stainless Steel				▪	▪	▪	▪	47455861	.[Finish]	\$845.00
MS (RH) - Stainless Steel				▪	▪	▪	▪	47455862	.[Finish]	\$845.00
XP99/98 (LH)	▪	▪	▪	▪	▪	▪	▪	47385863	.[Finish]	\$845.00
XP99/98 (RH)	▪	▪	▪	▪	▪	▪	▪	47385864	.[Finish]	\$845.00

PARTS



MORTISE ARMOR FRONTS Select by Width, Door Thickness		FINISHES 605, 606, 612, 619, 625, 626, 626AM, 643e	
1-1/4" Wide (Standard armor size for 1-3/4" and larger door thicknesses)			
Description	Specify		Price
	Part number	Finish	
Latch x Auxiliary latch ¹	09-663	.[Finish]	\$61.00
Latch x Auxiliary latch x Deadbolt ¹	09-666	.[Finish]	\$61.00
1-1/16" Wide (armor size for doors thinner than 1-3/4", including 1-3/8" doors)			
Description	Specify		Price
	Part number	Finish	
Latch x Auxiliary latch ¹	09-669	.[Finish]	\$61.00
Latch x Auxiliary latch x Deadbolt ¹	09-672	.[Finish]	\$61.00

- This part is shared with Schlage Mechanical and defaults to the Schlage Mechanical discount.
- Use with fire door latch.



STRIKE PLATES Select by Chassis Type			FINISHES 605, 606, 612, 619, 625, 626, 626AM, 643e			
Chassis type	Description	Default lip length	Specify			Price
			Part number	Finish	Lip length	
Cylindrical	1-1/4" x 4-7/8" ANSI, no box ¹	1-3/16"	10-025-1316	.[Finish]	..LIP1-3/16	\$25.30
Cylindrical	1-1/4" x 4-7/8" ANSI, no box ¹	1-3/8"	10-025-138	.[Finish]	..LIP1-3/8	\$71.90
Cylindrical	1-1/4" x 4-7/8" ANSI, no box ¹	1-1/2"	10-025-112	.[Finish]	..LIP1-1/2	\$71.90
Cylindrical	1-1/8" x 2-3/4" square corner, T-strike, box ¹	1-1/8"	10-013-118	.[Finish]	..LIP1-1/8	\$25.10
Cylindrical	1-1/8" x 2-3/4" square corner, T-strike, box ¹	1-1/2"	10-013-112	.[Finish]	..LIP1-1/2	\$25.10
Cylindrical	1-1/8" x 2-3/4" square corner, T-strike, deep box ^{1,2}	1-1/8"	10-016	.[Finish]	..LIP1-1/8	\$25.10
Cylindrical	Box for ANSI strike (finish not applicable) ¹	-	K510-066	-	-	\$11.20
Cylindrical	1-1/4" x 4-7/8" ANSI, no box ¹	1-3/4"	XQ07-351-134	.[Finish]	..LIP1-3/4	\$355.00
Cylindrical	1-1/8" x 2-3/4" square corner, T-strike, box ¹	1-3/4"	XQ03-494-134	.[Finish]	..LIP1-3/4	\$355.00
Mortise Deadbolt	1-1/4" x 4-7/8" square corner, box (standard with Lip at 1-3/16", 1", 1-1/2", 1-3/4", or 2") ¹	1-3/16"	10-072-1316	.[Finish]	..LIP1-3/16	\$37.00
Mortise Deadbolt	1-1/4" x 4-7/8" square corner, box (specify lip length [xx] as 1" or 1-1/2") ¹	1-3/16"	10-072-xx	.[Finish]	..[Lip length]	\$37.00
Mortise Deadbolt	1-1/4" x 4-7/8" square corner, box (specify lip length [xx] as 1-3/4", 1" or 2") ¹	1-3/16"	10-072-xx	.[Finish]	..[Lip length]	\$94.00
Mortise Deadbolt	1/2" Rabbeted ¹	-	10-075	.[Finish]	..[Lip length]	\$243.00
Mortise Deadbolt	Strike frame reinforcer (finish not applicable)	-	37-015	-	-	\$41.30

- This part is shared with Schlage Mechanical and defaults to the Schlage Mechanical discount.
- Use with fire door latch.

PARTS

SHIM PLATES Select by Class	Specify	Price
Interior shim plate, AD200/250/300 - Device is 0.063" thick	23458607	\$49.00
Interior shim plate, AD400 - Device is 0.063" thick	23458565	\$49.00
Exterior shim plate - Device is 0.063" thick	23458599	\$38.00

DOOR POSITION SWITCH	Specify	Price
Door position switch	46929121	\$54.00

DOOR THICKNESS KIT Select by Chassis Type				
Chassis type	Description	Specify		Price
		Part number	Door thickness	
Cylindrical	1-3/8" Door thickness kit (includes baseplate screws, reader screws, spindles, spring, pin wrench, fire plate screw, shim plates, standoffs)	46929170-138	[]	\$277.00
Cylindrical	1-1/2" Door thickness kit (includes baseplate screws, reader screws, spindles, spring, pin wrench, fire plate screw, shim plates, standoffs)	46929170-112	[]	\$197.00
Cylindrical	1-5/8" Door thickness kit (includes baseplate screws, reader screws, spindles, spring, pin wrench, fire plate screw, shim plates, standoffs)	46929170-158	[]	\$141.00
Cylindrical	Door thickness kit (includes baseplate screws, reader screws, spindles, spring, pin wrench, fire plate screw, standoffs) ¹	46929170-XXX	[]	\$84.00
Mortise	1-3/8" Door thickness kit (includes baseplate screws, reader screws, spindles, spring, pin wrench, fire plate screw, shim plates, standoffs)	46929178-138	[]	\$277.00
Mortise	1-1/2" Door thickness kit (includes baseplate screws, reader screws, spindles, spring, pin wrench, fire plate screw, shim plates, standoffs)	46929178-112	[]	\$197.00
Mortise	1-5/8" Door thickness kit (includes baseplate screws, reader screws, spindles, spring, pin wrench, fire plate screw, shim plates, standoffs)	46929178-158	[]	\$141.00
Mortise	Door thickness kit (includes baseplate screws, reader screws, spindles, spring, pin wrench, fire plate screw, standoffs) ¹	46929178-XXX	[]	\$84.00

1. Must specify door thickness: 1-3/4" to 2-3/4" in 1/8" increments.

DECORATIVE PLATE Select by Size		FINISHES 605, 626, 643e		
Size	Description	Specify		Price
		Part number	Finish	
1.5" x 3.25" x .105"	Decorative plate (with screws) - Exit chassis	23631823	[Finish]	\$60.00
1.7" x 3.5" x .075"	Decorative plate (with screws)	23760267	[Finish]	\$44.00
3.2" x 3.5" x .075"	Decorative plate (with screws)	23760283	[Finish]	\$68.00
6.0" x 3.5" x .075"	Decorative plate (with screws)	23760317	[Finish]	\$103.00
6.6" x 3.5" x .075"	Decorative plate (with screws)	23760325	[Finish]	\$103.00
8.0" x 3.5" x .075"	Decorative plate (with screws)	23760309	[Finish]	\$106.00
8.0" x 3.5" x .075"	Decorative plate (with screws and welded standoff)	23760291	[Finish]	\$143.00
10.5" x 3.5" x .075"	Decorative plate (no screws necessary) - under lock ¹	23760259	[Finish]	\$137.00
12.0" x 3.5" x .075"	Decorative plate (no screws necessary) - under lock ¹	23760275	[Finish]	\$136.00

- Please consider overall Door Thickness when ordering.
- Single Decorative plate. Interior and Exterior Decorative plates may be required.
- Decorative plates may have multiple applications. Please see the [AD Series Retrofit Template Overlay Guide](#) for more information.

PARTS

OFFLINE/HARDWIRED COMMUNICATION MODULE COVER Select by Function		FINISHES 605, 606, 612, 619, 625, 626, 626AM, 643e	
Description	Specify		Price
	Part number	Finish	
Offline communication module cover, cover (Includes communication module cover, cover screw, Torx® cover screw)	COM200C (23519168)	.[Finish]	See page 197
Offline/hardwired communication module cover, indicator (Includes off-line/hardwired communication module cover with indicator, cover screw, Torx cover screw)	COM200L (23519184)	.[Finish]	
Offline/hardwired communication module cover, pushbutton (Includes offline/hardwired communication module cover with pushbutton, cover screw, Torx cover screw)	COM200P (23519176)	.[Finish]	
HARDWIRED UPGRADE KIT Select by Function		FINISHES 605, 606, 612, 619, 625, 626, 626AM, 643e	
Description	Specify		Price
	Part number	Finish	
Hardwired upgrade kit, indicator (Includes hardwired communication module, standoff, offline/hardwired communication module cover with indicator, cover screw, Torx® cover screw)	COM300L (46928909)	.[Finish]	See page 197
Hardwired upgrade kit, pushbutton (Includes hardwired communication module, standoff, offline/hardwired communication module cover with pushbutton, cover screw, Torx cover screw)	COM300P (46928891)	.[Finish]	
HARDWIRED COMMUNICATION MODULE		Specify	Price
Hardwired communication module (with fasteners, jumpers)		46928958	\$420.00
WIRELESS UPGRADE KIT Select by Function		FINISHES 605, 606, 612, 619, 625, 626, 626AM, 643e	
Description	Specify		Price
	Part number	Finish	
Wireless upgrade kit, indicator (Includes wireless communication module, (2) standoffs, wireless communication module cover with indicator, cover screw, Torx® cover screw, wireless foil gasket)	COM400L (46928867)	.[Finish]	See page 197
Wireless upgrade kit, pushbutton (Includes wireless communication module, (2) standoffs, wireless communication module cover with pushbutton, cover screw, Torx cover screw, wireless foil gasket)	COM400P (46928859)	.[Finish]	
WIRELESS COMMUNICATION MODULE COVER Select by Function		FINISHES 605, 606, 612, 619, 625, 626, 626AM, 643e	
Description	Specify		Price
	Part number	Finish	
Wireless communication module cover, indicator (with screws)	46928883	.[Finish]	\$56.00
Wireless communication module cover, pushbutton (with screws)	46928875	.[Finish]	\$113.00
WIRELESS COMMUNICATION MODULE		Specify	Price
Wireless communication module (with screws, standoffs)		46928941	\$566.00
Wireless communication module with antenna connector (with screws, standoffs)		23848385	\$613.00
WIRELESS PARTS		Specify	Price
Wireless foil gasket		46928974	\$33.00
Terminal block kit – (Includes one power connector and ten I/O connectors) supports PIM400, PIB300, TK400, ECK400, GCK400 and WRI400		47250326	\$76.00
BATTERY HOLDER AND COVER KIT Select by Battery Quantity			
Description	Specify		Price
	Part number	Finish	
4AA Battery holder and cover kit (Includes 4AA battery holder with cable, 4AA battery strap, battery strap screws, 4AA battery cover, cover screw, Torx® cover screw)	4B (46929055)	.[Finish]	\$95.00
8AA Battery holder and cover kit (Includes 8AA battery holder with cable, 8AA battery strap, battery strap screws, 8AA battery cover, cover screw, Torx cover screw)	8B (46929089)	.[Finish]	\$175.00

PARTS

BATTERY HOLDER KIT	Specify	Price
Select by Battery Quantity		
4AA Battery holder kit (Includes 4AA battery holder w/ cable, 4AA battery strap, battery strap screws)	46929063	\$41.00
8AA Battery holder kit (Includes 8AA battery holder w/ cable, 8AA battery strap, battery strap screws)	46929097	\$81.00

BATTERY PARTS			
Description	Specify		Price
	Part number	Finish	
4AA Battery cover (with screw)	4C (46929071)	.[Finish]	\$54.00
8AA Battery cover (with screw)	8C (46929105)	.[Finish]	\$95.00
Mylar protective sticker for 8 battery pack (pkg of 20)	47250305	-	\$244.00
AD Battery cable (pkg of 5)	47250320	-	\$38.00

BATTERY	Specify	Price
Select by Battery Type		
(4) AA Batteries - Not for use with AD Series Locks	F206-488	\$19.00

INTERIOR COVER HARDWARE KIT	FINISHES		Price
	605, 606, 612, 619, 625, 626, 626AM, 643e		
Description	Specify		Price
	Part number	Finish	
Interior cover hardware kit (Includes (2) wireless communication module cover screws, (1) hardwired communication module cover screw, (1) 4AA battery cover screw, (1) 8AA battery cover screw)	46928966	.[Finish]	\$70.00

INTERIOR MAIN BOARD			
Description	Specify		Price
	Part number	Class	
Interior main board (with battery lead, coin cell battery, (2) screws)	46929048	.[Class]	\$1,081.00

TORX® TAMPER SCREW PACK			
Select by Chassis Type			
Chassis type	Description	Specify	Price
Cylindrical	Torx tamper screw pack	23538812	\$68.00
Mortise	Torx tamper screw pack	23538820	\$55.00
Exit	Torx tamper screw pack	23538838	\$66.00

WIRING HARNESS (INTERIOR MAIN BOARD TO EXTERIOR BOARD)			
Select by Chassis Type			
Chassis type	Description	Specify	Price
Cylindrical	Wiring harness (interior main board to exterior board)	46928727	\$87.00
Mortise	Wiring harness (interior main board to exterior board)	46928727	\$87.00
Exit	Wiring harness (interior main board to exterior board)	46928735	\$87.00
Exit	RX Adapter	23536774	\$81.00

REX SWITCH, LEAF SPRING AND SCREWS	Specify	Price
REX Switch, leaf spring and screws - for CY and MS/MD only	46929139	\$57.00

DRILL BIT	Specify	Price
(Same as Legacy)		
Drill bit for 3/8" VIP/AD-300	P511472	\$1,359.00

REQUEST-TO-EXIT SWITCH KIT	Specify	Price
Von Duprin RX-LC (also called SI-LC or Von Duprin part number 050281)	RX-LC	\$556.00
(Warm) Keypad, base, keypad + proximity, AD, KIT	47269269	\$64.00
(Warm) Keypad, MSK, AD, KIT	47269271	\$64.00

Please see Falcon Price Book for Falcon AE part number 650359.



PARTS

REQUEST-TO-EXIT SWITCH KIT	Specify	Price
(Warm) Keypad, base, keypad + mag reader, AD, KIT	47269273	\$64.00
(Warm) Keypad, base, keypad only module, AD, KIT	47269275	\$64.00
Inside push button, AD/CO	47269170	\$99.00
Mag reader head, AD	47269169	\$209.00

Please see Falcon Price Book for Falcon AE part number 650359.

MISCELLANEOUS	Specify model number	Price
Clutch pin (mushroom pin) - contains 50 units	47942587	\$14.00
Spring (mushroom spring) - contains 50 units	47942589	\$3.20
Motor drive assembly - contains 25 units	47939573	\$285.00
Cam interface - contains 25 units	48048245	\$285.00
Hub Adapter - Outside (contains 1 part)	23363013	\$16.30



Contents

CO Series Standalone Overview	218
How to order.....	219
Class.....	220
Chassis	220
Exit device compatibility.....	221
CO Series Standalone Functions	221
CO Series Standalone Readers.....	222
CO Series Standalone Styles	223
CO Series Standalone Configure a product	224
Cylinders.....	225
Key systems.....	226
Handing.....	226
Battery.....	226
Backset and latchbolt (Cylindrical chassis).....	227
Mortise lock armor front (Mortise/Mortise deadbolt chassis).....	228
Strike plates (Cylindrical chassis)	229
Door dimensions	230
CO-100 Manually programmable.....	231
Cylindrical.....	231
Mortise/mortise deadbolt	233
Exit trim.....	235
CO-200 Standalone.....	237
Cylindrical.....	237
Mortise/mortise deadbolt.....	239
Exit trim.....	241
CO-993DT Non-functioning dummy exit trim.....	243
CT5000 Offline controller	245
CO Series Standalone Accessories	247

Finish codes and descriptions

BHMA code	Description
605	Bright Brass
606	Satin Brass
612	Satin Bronze
619	Satin Nickel
625	Bright Chromium Plated
626	Satin Chrome
626AM	Satin Stainless Steel, Antimicrobial
643e	Aged Bronze

Customer service	Technical support
<ul style="list-style-type: none"> ▪ Order status ▪ Credit returns of non-defective products ▪ General sales questions 	<ul style="list-style-type: none"> ▪ Technical questions/issues ▪ Returns of defective products ▪ Repairs
USA Allegion_Orders@allegion.com CAN Canada.CustomerService@allegion.com	USA Electronic_Lock_TechProdSupport@allegion.com CAN Canada.TechServices@allegion.com





HOW TO ORDER





	REQUIRED FIELDS				FACTORY DEFAULT AND OPTIONS			
	CO	200 . CY . 70 . KP . SPA . 626 . P6 . S123 .	RH . 4B . 13-247 . 10-025 . 134					
1. Series								
2. Class								
100		Keypad programmable						
200		Rights on lock						
3. Chassis								
CY		Cylindrical						
MS		Mortise						
MD		Mortise Deadbolt						
993R		Exit trim - Rim/CVR/CVC						
993S		Exit trim - SVR						
993M		Exit trim - Mortise						
993DT		Dummy Exit trim						
4. Function								
75		Classroom Security	70			Storeroom		
70		Office/Classroom	40			Privacy		
5. Reader								
KP		Keypad						
PRK		Proximity + Keypad						
PR		Proximity						
6. Lever¹								
SPA		Sparta	ATH			Athens		
RHO		Rhodes	TLR			Tubular		
¹ To add tactile warning, use prefix 8. Example: 8SP								
7. Finish								
605		Bright Brass	625			Bright Chrome		
606		Satin Brass	626			Satin Chrome		
612		Satin Bronze	643e			Aged Bronze		
619		Satin Nickel	626AM			Satin Chrome (Antimicrobial Coating)		
8. Cylinder type								
P6		Schlage 6-pin Full Cylinder						
For options see individual Class/Chassis page								
9. Keyway type								
S123		Everest 29						
For options see individual Class/Chassis page								
10. Handing								
RH		Right handed	RHR			Right handed reverse		
LH		Left handed	LHR			Left handed reverse		
11. Battery holder								
4B		4AA Battery kit						
12. Backset & latch or Armor front								
13-247		2-3/4" Backset, deadlatch, square corner, 1-1/8" x 2-1/4" (Std. on CY Chassis)						
09-663		Armor front, 1-1/4" wide, square corner (Std. on MS Chassis)						
For options see individual Class/Chassis page								
13. Strike								
10-025		1-3/16" Lip, ANSI, no box, 1-1/4" x 4-7/8" (Std. on CY Chassis)						
10-072		1-3/16" Lip, 1-1/4" x 4-7/8" square corner, box (Std. on MS Chassis)						
For options see individual Class/Chassis page								
14. Door thickness								
134		1-3/4" (Std.)						
For options see individual Class/Chassis page								



CO SERIES STANDALONE LOCKS

- CO Series standalone locks are the ideal solution for facilities that want the convenience and efficiency of electronic access control without the complexity or cost of a networked system.







CLASS		
CO-100	Standalone, keypad only, manually programmable only	
CO-200	Standalone, user access rights stored on the lock, manually or computer programmable	

CHASSIS		
CY: Cylindrical	Bored lock installed into round hole in the door	
MS: Mortise	Lock case installed into a mortise rectangular "pocket" in the door	
MD: Mortise Deadbolt	Mortise lock with built-in interconnected auxiliary deadbolt	
993R: Exit Trim	Rim/Concealed Vertical Rod* (CVR) & Concealed Vertical Cable* (CVC) * Metal door only	
993M: Exit Trim	Mortise	
993S: Exit Trim	Surface Vertical Rod (SVR)	
993DT: Exit Trim	Non-Functioning "Dummy" Exit Trim	

- Exit trim is only available in 70 function on CO-200 models.
- Exit trim utilizes universal hardware to simplify installation to a variety of exit device.

EXIT DEVICE COMPATIBILITY					
Exit trim utilizes universal hardware to simplify installation to a variety of exit devices ¹					
Brand	Compatible exit devices	Rim	SVR	CVR/CVC ¹	Mortise
Von Duprin	98/99 and 98/99XP	●	●	●	●
Von Duprin	78	●	●	CVR Only	
Von Duprin	22/22F	●	●		
Falcon	25	●			
Corbin Russwin®	5000	●			
Precision™	21 ²	●			
Yale®	7000	●			
Dorma®	9300	●			
Sargent®	80 ³	●			

1. Metal door only.
2. 2100 converts to 21 with Precision's BP21 kit.
3. Narrow design and reversible rim exits not compatible.

FUNCTIONS		CO-100	CO-200
70: Storeroom	Lockset is normally secure. Inside lever always allows free egress. Valid toggle credentials on the exterior may be used to change to a passage or secured status.	 No button	 No button
50: Office/ Classroom	Lockset is normally secure. Inside lever always allows free egress. Interior pushbutton on inside housing may be used to select a passage or secured status. Meets need for lockdown function for safety and security. Valid toggle credentials on the exterior may also be used to change status. Has interior pushbutton (IPB).	 Privacy button	 Privacy button
40: Privacy	Lockset is normally secure. Inside lever always allows free egress. Interior pushbutton on inside housing may be used to select a privacy status. The interior pushbutton will disable normal electronic access from the exterior. Opening the door or pressing the interior pushbutton a second time on the inside housing deactivates the privacy status. Has interior pushbutton (IPB).	 Privacy button	 Privacy button



XE360™ SERIES

SCHLAGE CONTROL®

LE LOCK

NDE LOCK




AD SERIES NETWORKED

AD SERIES STANDALONE

AD SERIES PARTS

CO SERIES STANDALONE

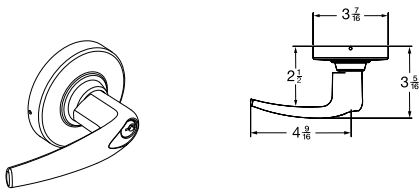
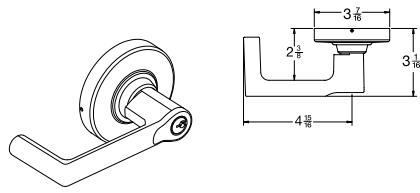
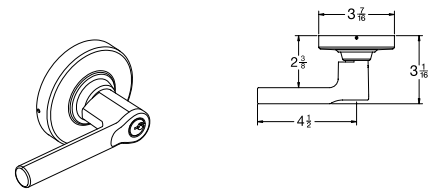
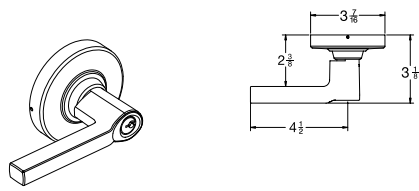
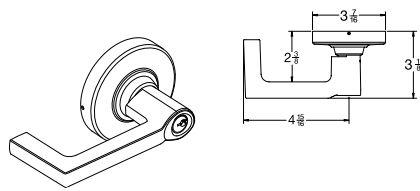
CO SERIES PARTS

READER		
KP: Keypad	12 button design	
PR: Proximity	Reads 125 kHz proximity credentials	
PRK: Proximity + Keypad	Reads 125 kHz proximity credentials	

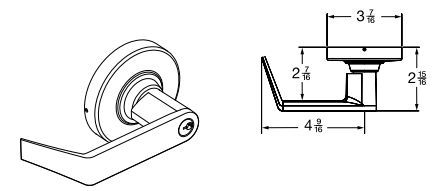
Please refer to CO Series data sheets and solution sheets prior to ordering to verify credential compatibility.

LEVER DESIGNS
ATHENS (ATH)²

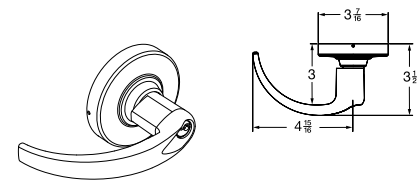
Tactile option: 8AT (knurled)


BOARDWALK (BRK)

BROADWAY (BRW)

LATITUDE (LAT)

LONGITUDE (LON)

RHODES (RHO)

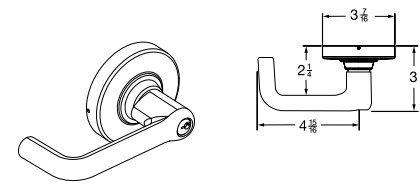
Tactile option: 8RO (knurled)


SPARTA (SPA)²

Tactile option: 8SP (knurled)


TUBULAR (TLR)²

Tactile option: 8TR (knurled)



1. All lever designs are available in finishes 605, 606, 612, 619, 625, 626, 643e and 626AM.
2. ATH, SPA, and TLR levers meet California Fire Code for 1/2" or less return to door.
3. Changing lever cylinder compatibility on a device typically requires replacement of existing spring cage and tailpiece.
4. Tactile warning is applied to exterior lever only unless otherwise specified. Not available with 643e finish.
5. AD Series, CO Series, and ND Series levers may be interchangeable in some cases depending whether it is an interior or exterior lever, the type of chassis, and the type of cylinder/spring cage/tailpiece. Please consult the [AD Series Parts Guide](#) for more information.

FINISH CHART			
Finish description	Finish No.	BHMA No.	Government
Bright Brass	605	605E	US3
Satin Brass	606	606E	US4
Satin Bronze	612	612E	US10
Satin Nickel	619		
Bright Chrome	625	625E	US26
Satin Chrome	626	626E	US26D
Satin Chrome Antimicrobial	626AM		

 Please refer to the Electronic Access Control catalog or online product information at us.allegion.com to view each finish.

You can **configure and price a full range of products** using the tables and rules shown in this section.

The pricing of locks in this section includes the P6 cylinder in an open keyway (where applicable), default latch, strike and a 1-3/4" thick door. Additional modifications are available using the rules and price adjustments on the subsequent pages.

How to order:

- All applicable product attributes must be provided in the order shown below
- Each value must be separated by a period
- If requesting a product "Less (LLL)" any attribute, the entire detailed ACN must be provided
- Fractions will be written with the "/" symbol separating the numerator and the denominator (example 1/2)
- For dimensions that contain a whole number and a fraction, a hyphen "-" will be added after the whole number and before the fraction (example 2-1/4)
- For two dimensions represented together, such as length and width, the values would be separated by an "x" with no spaces
- Finishes should be listed using their BHMA finish as shown in this book

Quantity	Required for all lock orders												Door dimensions			Options			Keying			
	Brand	Series	Class + Chassis	Function	Reader	Lever style	Finish	Cylinder	Handing	Battery	Backset & latch or Armor front	Strike	Door thickness	Extended	Strike lip length	Latch extension	Box for ANSI strike	Rabbeted latch and strike kit	Buy America Act compliant	Keying code	Keyway	Pack keys independently
1	2	3	4	5	6	7	8	9	10	11	12	13A	13B	13C	14A	14B	14C	14D	15A	15B	15C	

If ordering a product "Less (LLL)" any attribute, values for each attribute must be provided.

Only required when deviating from the product's default. Specify only the deviated attribute(s).

Only required when deviating from the product's default. Specify only the deviated attribute(s).

EXAMPLE:

CO .200CY . 70 . **PR** .SPA . 626 . P6 . RH

PR

5

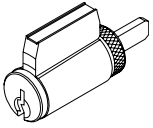
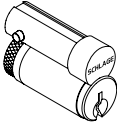

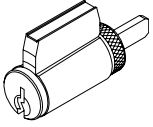
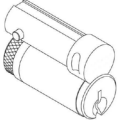
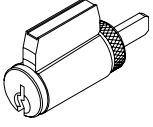
2
3
4
5
6
7
8
9

Reader deviates from the product default

COMPLETE LOCKS

CYLINDERS

Keyed locks are priced including the P6 cylinder with open keyway. Provided below are pricing adjustments based on other available cylinder types. For Primus and Primus XP cylinders, order lock less cylinder and order the Primus or Primus XP cylinder separately.

CYLINDERS		
P6	Conventional 6-pin cylinder Keyed Different as standard with two keys.	
L	Less conventional cylinder	
R	FSIC (Full size interchangeable core) Keyway one bitted as standard with two keys.	
J	Less FSIC	
G	SFIC (Small format interchangeable core) 7-pin Factory master keyed with two keys as standard, master keying must be specified.	 * Less Core
B	Less SFIC	
L-SAR Ⓢ	Less cylinder, Sargent® (10L+11L), 6-pin Key-in-Lever (KIL) (Only RHO, SPA, TLR, ATH, 8RO, 8SP, 8TR, 8AT lever styles)	 * Less Core
L-CO6 Ⓢ	Less cylinder, 6-pin Key-in-Lever (KIL) (Only RHO, SPA, 8RO, 8SP lever styles)	
J-SAR Ⓢ	Less cylinder, Sargent 6300; 6-pin FSIC (Only RHO, SPA, TLR, ATH, 8RO, 8SP, 8TR, 8AT lever styles)	 * Less Core
J-CO6 Ⓢ	Less cylinder, Corbin Russwin® 8000; 6-pin FSIC (Only RHO, SPA, TLR, ATH, 8RO, 8SP, 8TR, 8AT lever styles)	
J-CO7 Ⓢ	Less cylinder, Corbin Russwin 8000-7; 7-pin FSIC (Only RHO, 8RO, SPA, 8SP, TLR, 8TR lever styles)	
J-MED Ⓢ	Less cylinder, Medeco 32*0201®; 6-pin FSIC (Only RHO, SPA, 8RO, 8SP lever styles)	
J-YA6 Ⓢ	Less cylinder, Yale® 1210 or Medeco 31*0100; 6-pin FSIC (Only RHO, SPA, TLR, ATH, 8RO, 8SP, 8TR, 8AT lever styles)	
J-YA7 Ⓢ	Less cylinder, Yale 1220; 7-pin FSIC (Only RHO, SPA, 8RO, 8SP lever styles)	
L-FA7	Less cylinder, Falcon, 7-pin Key-in-Lever (KIL) (Only RHO, 8RO, SPA, 8SP lever styles)	 * Less Core

Ⓢ Extended lead time

1. Competitor lever designs come in finishes 626 standard, and 605, 606, 612, 619, 625, 643e, and 626AM with extended lead-times.
2. For P, R and G -Master Keyed cylinders can be specified and will be shipped in lock packaging.
3. For Master Key System Summary form which should accompany the master keyed order, see pages 301–306.
4. For Master Keying, additional line item 50-210 is required for Classic and Everest cylinders.
5. Control Keys for installation/removal of interchangeable cores are not furnished and must be ordered separate.
6. For additional assistance on Master Keying as well as restricted keyways please contact your local sales representative.
7. Spring cages and tailpieces are different based on the type of cylinder and chassis selected. Please see the [CO Series Parts Guide](#) for more information.
8. The CO Series accepts many popular models of standard, SFIC, and FSIC cylinders. Consult the [Keyway/Cylinder Compatibility Data Sheet](#) (010432) for details. See price book for specific configurations.

COMPLETE LOCKS KEY SYSTEMS

KEY SYSTEMS AVAILABLE THROUGH SCHLAGE		
Default	Keyway family	Description
▪	Everest 29™ S Keyway Family	Patent protected open keyways that are available in full size Key In Lever (KIL) and Full Size Interchangeable Core (FSIC) formats. Patent protection through 2029.
	Everest 29 T Keyway Family	Patent protected restricted keyways that are available in full size KIL and FSIC formats. Patent protection through 2029.
	Everest D Keyway Family	Restricted keyways that are available in full size KIL and FSIC formats.
	Everest C Keyway Family	Open keyways that are available in full size KIL and FSIC formats.
	Schlage Classic Open Keyways	Classic (C/E/F): Open keyways available in KIL and FSIC designs
	Everest B Keyway Family	Restricted keyways that are available on Small Format Interchangeable Core (SFIC).
	Everest 29 R Keyway Family	Patent protected restricted keyways that are available on SFIC. Patent protection through 2029.

- Everest Restricted Keyways require a Letter of Authorization to be submitted with the order. See sample Letter of Authorization on page 307.
- Full Size key systems (Everest 29 S and T, Everest C and D, Obverse and Quad) are available in Primus and Primus XP key system and must be ordered separately. Lock should be ordered less cylinder and Primus cylinder should be a separate line.
Contact your local RSO representative for assistance in determining which format and level of exclusivity best suits your needs.

COMPLETE LOCKS HANDING

HANDING		
RH	Right handed: Hinges on right opens inward	
LH	Left handed: Hinges on left opens inward	
RHR	Right handed reverse: Hinges on right opens outward	
LHR	Left handed reverse: Hinges on left opens outward	

Exit trim 993 chassis available only with RHR or LHR option.
Handing is field reversible, but requires removal of the exterior escutcheon cover. Please see CO Series installation instructions for details.

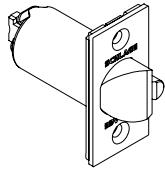
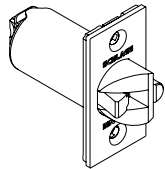
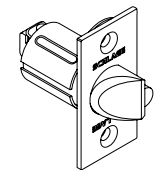
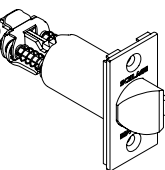
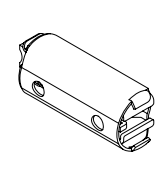
COMPLETE LOCKS BATTERY

BATTERY		
4B	4AA Battery holder and cover kit	

CO-Series locks use standard off-the-shelf AA batteries.

COMPLETE LOCKS

BACKSET AND LATCHBOLT (CYLINDRICAL CHASSIS)

LATCHES		
13-247	2-3/4" Backset Deadlatch Square corner, 1-1/8" x 2-1/4"	
14-049	2-3/4" Backset Deadlatch Anti-friction fire door latch, Square corner, 1-1/8" x 2-1/4", 3/4" throw	
14-051	2-3/8" Backset Deadlatch Square corner, 1-1/8" x 2-1/4"	
14-050	3-3/4" Backset Deadlatch Square corner, 1-1/8" x 2-1/4"	
43-001	5" Backset extension link Deadlatch	
39-030	Rabbeted latch and strike kit, 605 and 626 only. Adapts square corner latch and 2-3/4" square corner strike to 1/2" rabbeted door and frame.	No image available

COMPLETE LOCKS

MORTISE LOCK ARMOR FRONT (MORTISE/MORTISE DEADBOLT CHASSIS)

- For 1-3/4" thick doors, use wide armor front
- For over 1-3/4" thick door extended equally (EE), use 1-1/4" wide armor front
- Available finishes are 605, 606, 612, 619, 625, 626

ARMOR FRONT		
09-663	1-1/4" Wide square corner, latch for MS	
09-669	1-1/16" Wide square corner, latch, options for MS	
09-666	1-1/4" Wide square corner, latch x deadbolt for MD	
09-672	1-1/16" Wide square corner, latch x deadbolt, options for MD	

Images not shown to scale. Consult [CO Series Parts Guide](#) for more information.

COMPLETE LOCKS

STRIKE PLATES (CYLINDRICAL CHASSIS)

STRIKES WITH LOCKS		
10-025	1-3/16" Lip, ANSI, no box, 1-1/14" x 4-7/8"	
10-013	1-1/8" Lip, square corner, T-strike, box, 1-1/8" – 2-3/4", 1-1/2" Lip available, must specify 1-1/2" Lip	
10-016	1-1/8" Lip, square corner, T-strike, deep box, fire door latch	
K510-066	Box for ANSI strike (Must be specific)	
10-072	1-3/16" Lip, 1-1/4" x 4-7/8", square corner, box	
10-072	7/8", 1", 1-1/2", 1-3/4", or 2" Lip, 1-1/4" x 4-7/8", square corner, box	
10-075	1/2" Rabbeted, For 1-3/4" thick doors, use wide armor front. For over 1-3/4" thick door extended equally (EE) use 1-1/4" wide armor front.	
37-015	Strike frame reinforcer, specify 37-015	
XL11-820	One hole for latching functions, RH & LHR doors Lip 1-3/16"	
XL11-821	One hole for latching functions, LH & RHR doors Lip 1-3/16"	
XQ07-351-134	Strike, ANSI, No Box, 1-1/4" x 4-7/8", 1-3/4" Lip Length	Image not available
XQ03-494-134	Strike, square corner, T-strike, box, 1-1/8" x 2-3/4", 1-3/4" Lip	Image not available

XL11-820 and XL11-821 Extended lead time; contact customer service.



COMPLETE LOCKS DOOR DIMENSIONS

- Specify door thickness on order only if different than 1-3/4" thick door
- Door thickness should be specified to the nearest 1/8"

DOOR THICKNESS	
1-3/4"	1-3/4"
1-3/8"	1-3/8" to 2-3/4", Shims included (Specify in 1/8" increments)

1. Door thickness kits are available on page 262 to install a lock on a door that is thicker or thinner than 1-3/4". See [AD Series Parts Guide](#) for details. Locks cannot be installed on doors thicker than 2-3/4" or thinner than 1-3/8".
2. Thin door shims are available on page 262 to install a lock on a door that is thinner than 1-3/4".
3. Decorative plates are used to cover exposed holes when retrofitting from existing locks to AD Series locks. The size of plate required will vary based on the size and location of holes being covered. Retrofit information can be found at
4. If under the lock decorative plates are on both sides of device, then door will become 1/8" thicker. A door thickness kit of an incremental 1/8" must be ordered to accommodate under the lock plates.

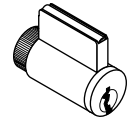
CO-100 STANDALONE
CYLINDRICAL


1-5) SELECT CHASSIS/FUNCTION/READER (CO Series readers are not interchangeable.)		Price
CO-100-CY-70-KP	Storeroom with Keypad Reader; manually programmed	\$1,281.00
CO-100-CY-50-KP	Office/Classroom with Keypad Reader; manually programmed	\$1,292.00
CO-100-CY-40-KP	Privacy with Keypad Reader; manually programmed	\$1,292.00



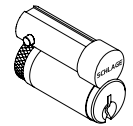
CO-100-CY-70-KP

6) SELECT LEVER¹		Price adj.
LLL	Less each lever	-\$35.00
Standard options	SPA (Sparta), RHO (Rhodes), ATH (Athens), TLR (Tubular), BRW (Broadway), BRK (Boardwalk), LAT (Latitude), LON (Longitude)	No charge


 Full Cylinder
P6, L, L-SAR, L-FA7

1. Tactile Warning use 8AT for Athens, 8RO for Rhodes, 8SP for Sparta and 8TR for Tubular. \$77.00 per lever. Applied to exterior lever only unless otherwise specified. Not available with 643e finish.

7) SELECT FINISH		Price adj.
626	Satin Chrome	No charge
605	Bright Brass	\$189.00
606	Satin Brass	\$189.00
612 ⁴	Satin Bronze	\$189.00
619	Satin Nickel	\$189.00
625	Bright Chrome	\$189.00
643e	Aged Bronze	\$189.00
626AM	Satin Chrome Antimicrobial	\$245.00


 FSIC Format
R, J, J-SAR, J-CO6,
J-CO7, J-YA6

8) SELECT CYLINDER TYPE		Price adjustment	
		Open	Restricted
<input checked="" type="checkbox"/> ● P6	With Cylinder, Schlage, Everest 29 S123, 6-pin KIL standard	No charge	\$35.00
<input type="checkbox"/> ● L	Less Cylinder, Schlage, Falcon, 6-pin KIL	-\$106.00	-\$106.00
<input checked="" type="checkbox"/> ● R	With Cylinder, Schlage 6-pin, Everest 29 S123 standard, FSIC	\$118.00	\$155.00
<input type="checkbox"/> ● J	Less Cylinder, Schlage, 6-pin FSIC	-\$63.00	-\$63.00
<input checked="" type="checkbox"/> ● G	With Cylinder, Schlage 7-pin, Everest 29R standard, factory master keyed only, SFIC	N/A	\$134.00
<input type="checkbox"/> ● B	Less Cylinder, Schlage, Falcon, Competitive OEM's, 7-pin, SFIC	-\$63.00	-\$63.00
L-SAR	Less Cylinder, Sargent (10L + 11L), 6-pin KIL (Only RHO, 8RO, SPA, 8SP, TLR, 8TR, ATH, 8AT lever styles)	No charge	No charge
L-CO6	Less Cylinder, Corbin, 6-pin KIL (Only RHO, 8RO, SPA, 8SP lever styles)	No charge	No charge
J-SAR	Less Cylinder, Sargent 6300, 6-pin FSIC (Only RHO, 8RO, SPA, 8SP, TLR, 8TR, ATH, 8AT lever styles)	No charge	No charge
J-CO6	Less Cylinder, Corbin 8000, 6-pin FSIC (Only RHO, 8RO, SPA, 8SP, TLR, 8TR, ATH, 8AT lever styles)	No charge	No charge
J-CO7	Less Cylinder, Corbin 8000-7, 7-pin FSIC, (Only RHO, 8RO, SPA, 8SP, TLR, 8TR lever styles)	No charge	No charge
J-MED	Less Cylinder, Medeco 32*0201, 6-pin FSIC (Only RHO, 8RO, SPA, 8SP lever styles)	No charge	No charge
J-YA6	Less Cylinder, Yale 1210 or Medeco 31*0100, 6-pin FSIC (Only RHO, 8RO, SPA, 8SP, TLR, 8TR, ATH, 8AT lever styles)	No charge	No charge
J-YA7	Less Cylinder, Yale 1220, 7-pin FSIC (Only RHO, 8RO, SPA, 8SP lever styles)	No charge	No charge
L-FA7	Less Cylinder, Falcon, 7-pin, KIL (Only RHO, 8RO, SPA, 8SP lever styles)	No charge	No charge


 SFIC Format
B, G

● Master Keyed cylinders can be specified and will be shipped in lock packaging. For Master Keying System Summary form which should accompany the master keyed order, see page 301.

△ For master keying, an additional charge of **\$33.20** each applies. Specify line item 50-210.

□ Control keys for installation/removal of interchangeable cores are not furnished and must be ordered separate.

For additional assistance on Master Keying as well as restricted keyways, please contact customer service.



CO-100 STANDALONE CYLINDRICAL

9) SELECT KEYING TYPE		Price adj.
Open keyway families: KIL or FSIC¹		
S123	Everest 29 S (Key in Lever or FSIC)	Standard
C123	Everest C	No charge
C/CE/E/EF/F/FG/G	Classic Obverse	No charge
Restricted keyway families: KIL or FSIC^{1,2}		
29T	Everest 29 T	\$35.00
D	Everest D	\$35.00
Classic Restricted	Quad, Numbered, Reverse	\$35.00
Restricted keyway families: SFIC³		
29 R	Everest 29 R	No charge
B	Everest B	No charge

1. Full Size key systems (Everest 29 S and T, Everest C and D, Obverse and Quad) are available in Primus and Primus XP key system and must be ordered separately. Lock should be ordered less cylinder and Primus cylinder should be a separate line.
2. Everest Restricted Keyways require a Letter of Authorization to be submitted with the order. See page 307 for sample Letter of Authorization.
3. Master Keyed cylinders can be specified and will be shipped in lock packaging. For Master Keying System Summary form which should accompany the master keyed order, see page 301.

10) SELECT HANDING (Field reversible)		Price adj.
RH	Right handed	No charge
LH	Left handed	No charge
RHR	Right handed reverse	No charge
LHR	Left handed reverse	No charge

11) SELECT BATTERY		Price adj.
4B	4AA Battery kit	Standard

12) SELECT BACKSET AND LATCH BOLT		Price adj.
LLL	Less Latch	-\$58.00
13-247	2-3/4" Backset, deadlatch, square corner, 1-1/8" x 2-1/4"	Standard
14-049	2-3/4" Backset, deadlatch anti-friction fire door latch, square corner, 1-1/8" x 2-1/4", 3/4" throw	\$306.00
14-051	2-3/8" Backset, deadlatch, square corner, 1-1/8" x 2-1/4"	No charge
14-050	3-3/4" Backset, deadlatch, square corner, 1-1/8" x 2-1/4"	\$19.00
43-001	5" Backset extension link, Deadlatch	\$54.00
39-030 ⁴	Rabbeted latch and strike kit, 605 and 626 only	\$96.00

4. Adapts square corner latch and 2-3/4" square corner strike to 1/2" rabbeted door and frame.

13) SELECT STRIKE PLATE		Price adj.
LLL	Less Strike Plate	-\$8.00
10-025	1-3/16" Lip, ANSI, no box, 1-1/14" x 4-7/8"	Standard
10-013 ⁵	1-1/8" Lip, square corner, T-strike, box, 1-1/8" - 2-3/4"	No charge
10-016	1-1/8" Lip, square corner, T-strike, deep box, fire door latch	\$25.10
K510-066	Box for ANSI strike (Must be specific)	No charge

5. 1-1/2" Lip available, must specify 1-1/2" Lip \$11.00.

14) SELECT DOOR THICKNESS		Price adj.
134	1-3/4"	Standard
Example 138	1-3/8" to 2-3/4", Shims included (Specify in 1/8" increments)	\$94.00

Accessories available, see pages 247–248.
 Credentials available, see pages 17–22.

CO-100 STANDALONE

MORTISE/MORTISE DEADBOLT

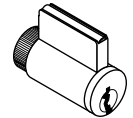


1-5) SELECT CHASSIS/FUNCTION/READER (CO Series readers are not interchangeable.)		Price
CO-100-MS-70-KP	Storeroom with Keypad Reader; manually programmed	\$1,526.00
CO-100-MS-50-KP	Office/Classroom with Keypad Reader; manually programmed	\$1,537.00
CO-100-MS-40-KP	Privacy with Keypad Reader; manually programmed	\$1,537.00
CO-100-MD-40-KP	Privacy with Mortise Deadbolt with Keypad Reader; manually programmed	\$1,684.00



CO-100-MS-70-KP

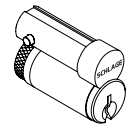
6) SELECT LEVER ¹		Price adj.
LLL	Less both levers	-\$102.00
Standard options	SPA (Sparta), RHO (Rhodes), ATH (Athens), TLR (Tubular), BRW (Broadway), BRK (Boardwalk), LAT (Latitude), LON (Longitude)	No charge



Full Cylinder
P6, L, L-SAR, L-FA7

1. Tactile Warning use 8AT for Athens, 8RO for Rhodes, 8SP for Sparta and 8TR for Tubular. \$77.00 per lever. Applied to exterior lever only unless otherwise specified. Not available with 643e finish.

7) SELECT FINISH		Price adj.
626	Satin Chrome	No charge
605	Bright Brass	\$189.00
606	Satin Brass	\$189.00
612	Satin Bronze	\$189.00
619	Satin Nickel	\$189.00
625	Bright Chrome	\$189.00
643e	Aged Bronze	\$189.00
626AM	Satin Chrome Antimicrobial	\$245.00



FSIC Format
R, J, J-SAR, J-CO6,
J-CO7, J-YA6

8) SELECT CYLINDER TYPE		Price adjustment	
		Open	Restricted
△ ● P6	With Cylinder, Schlage, Everest 29 S123, 6-pin KIL standard	No charge	\$35.00
L	Less Cylinder, Schlage, Falcon, 6-pin KIL	-\$106.00	-\$106.00
□ ● R	With Cylinder, Schlage 6-pin, Everest 29 S123 standard, FSIC	\$118.00	\$155.00
J	Less Cylinder, Schlage, 6-pin FSIC	-\$63.00	-\$63.00
□ ● G	With Cylinder, Schlage 7-pin, Everest 29R standard, factory master keyed only, SFIC	N/A	\$134.00
B	Less Cylinder, Schlage, Falcon, Competitive OEM's, 7-pin, SFIC	-\$63.00	-\$63.00
L-SAR	Less Cylinder, Sargent (10L + 11L), 6-pin KIL (Only RHO, 8RO, SPA, 8SP, TLR, 8TR, ATH, 8AT lever styles)	No charge	No charge
L-CO6	Less Cylinder, Corbin, 6-pin KIL (Only RHO, 8RO, SPA, 8SP lever styles)	No charge	No charge
J-SAR	Less Cylinder, Sargent 6300, 6-pin FSIC (Only RHO, 8RO, SPA, 8SP, TLR, 8TR, ATH, 8AT lever styles)	No charge	No charge
J-CO6	Less Cylinder, Corbin 8000, 6-pin FSIC (Only RHO, 8RO, SPA, 8SP, TLR, 8TR, ATH, 8AT lever styles)	No charge	No charge
J-CO7	Less Cylinder, Corbin 8000-7, 7-pin FSIC, (Only RHO, 8RO, SPA, 8SP, TLR, 8TR lever styles)	No charge	No charge
J-MED	Less Cylinder, Medeco 32*0201, 6-pin FSIC (Only RHO, 8RO, SPA, 8SP lever styles)	No charge	No charge
J-YA6	Less Cylinder, Yale 1210 or Medeco 31*0100, 6-pin FSIC (Only RHO, 8RO, SPA, 8SP, TLR, 8TR, ATH, 8AT lever styles)	No charge	No charge
J-YA7	Less Cylinder, Yale 1220, 7-pin FSIC (Only RHO, 8RO, SPA, 8SP lever styles)	No charge	No charge
L-FA7	Less Cylinder, Falcon, 7-pin, KIL (Only RHO, 8RO, SPA, 8SP lever styles)	No charge	No charge



SFIC Format
B, G

● Master Keyed cylinders can be specified and will be shipped in lock packaging. For Master Keying System Summary form which should accompany the master keyed order, see page 301.

△ For master keying, an additional charge of \$33.20 each applies. Specify line item 50-210.

□ Control keys for installation/removal of interchangeable cores are not furnished and must be ordered separate.

For additional assistance on Master Keying as well as restricted keyways, please contact customer service.



CO-100 STANDALONE

MORTISE/MORTISE DEADBOLT

9) SELECT KEYING TYPE		Price adj.
Open keyway families: KIL or FSIC¹		
S123	Everest 29 S (Key in Lever or FSIC)	Standard
C123	Everest C	No charge
C/CE/E/EF/F/FG/G	Classic Obverse	No charge
Restricted keyway families: KIL or FSIC^{1,2}		
29T	Everest 29 T	\$35.00
D	Everest D	\$35.00
Classic Restricted	Quad, Numbered, Reverse	\$35.00
Restricted keyway families: SFIC³		
29 R	Everest 29 R	No charge
B	Everest B	No charge

1. Full Size key systems (Everest 29 S and T, Everest C and D, Obverse and Quad) are available in Primus and Primus XP key system and must be ordered separately. Lock should be ordered less cylinder and Primus cylinder should be a separate line.
2. Everest Restricted Keyways require a Letter of Authorization to be submitted with the order. See page 307 for sample Letter of Authorization.
3. Master Keyed cylinders can be specified and will be shipped in lock packaging. For Master Keying System Summary form which should accompany the master keyed order, see page 301.

10) SELECT HANDING (Field reversible)		Price adj.
RH	Right handed	No charge
LH	Left handed	No charge
RHR	Right handed reverse	No charge
LHR	Left handed reverse	No charge

11) SELECT BATTERY		Price adj.
4B	4AA Battery kit	Standard

12) SELECT MORTISE LOCK ARMOR FRONT		Price adj.
LLL	Less Armor Front	-\$28.00
09-663	1-1/4" Wide square corner, latch for MS	Standard
09-669	1-1/16" Wide square corner, Latch, options for MS	No charge
09-666	1-1/4" Wide square corner, latch x deadbolt for MD	Standard
09-672	1-1/16" Wide square corner, latch x deadbolt, options for MD	No charge

13) SELECT STRIKE PLATE		Price adj.
LLL	Less Strike	-\$21.00
10-072	1-1/4" x 4-7/8" Square corner + box; 1-3/16" lip length	Standard
10-072xx	1-1/4" x 4-7/8" Square corner + box; specify lip length (xx) as 1" or 1-1/2"	No charge
10-072xx	1-1/4" x 4-7/8" Square corner + box; specify lip length (xx) as 1-3/4"	\$51.00
10-075 ⁴	1/2" Rabbeted	\$176.00
37-015	Strike frame reinforcer, specify 37-015	No charge

4. For 1-3/4" thick doors, use wide armor front. For over 1-3/4" thick door extended equally (EE) use 1-1/4" wide armor front.
 ☞ Extended lead time, consult customer service.

14) SELECT DOOR THICKNESS		Price adj.
134	1-3/4"	Standard
Example 138	1-3/8" to 2-3/4", Shims included (Specify in 1/8" increments)	\$94.00

Accessories available, see pages 247–248.
 Credentials available, see pages 17–22.

CO-100 STANDALONE EXIT TRIM



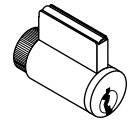
1-3) SELECT CHASSIS/FUNCTION/READER (CO Series readers are not interchangeable.)		Price
CO-100-993R-70-KP ¹	Exit Rim/Concealed Vertical Rod ² /Concealed Vertical Cable ² with Keypad Reader, manually programmed	\$1,767.00
CO-100-993R-40-KP ¹	Privacy with Keypad Reader; manually programmed	\$1,767.00
CO-100-993R-50-KP	Office/Classroom with Keypad Reader; manually programmed	\$1,767.00
CO-100-993S-70-KP ¹	Exit Surface Vertical Rod with Keypad Reader, manually programmed	\$1,782.00
CO-100-993M-70-KP ¹	Exit Mortise Lock with Keypad Reader, manually programmed	\$1,782.00



CO-100-993R-70-KP

1. See page 221 for exit device compatibility.
2. Metal door only.

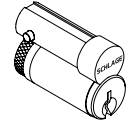
4) SELECT FUNCTION		Price adj.
70	Storeroom	Standard



Full Cylinder
P6, L, L-SAR, L-FA7

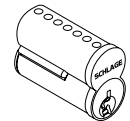
5) SELECT LEVER ³		Price adj.
LLL	Less both levers	-\$35.00
Standard options	SPA (Sparta), RHO (Rhodes), ATH (Athens), TLR (Tubular), BRW (Broadway), BRK (Boardwalk), LAT (Latitude), LON (Longitude)	No charge

3. Tactile Warning use 8AT for Athens, 8RO for Rhodes, 8SP for Sparta and 8TR for Tubular. \$77.00 per lever. Applied to exterior lever only unless otherwise specified. Not available with 643e finish.



FSIC Format
R, J, J-SAR, J-CO6,
J-CO7, J-YA6

6) SELECT FINISH		Price adj.
626	Satin Chrome	No charge
605	Bright Brass	\$189.00
606	Satin Brass	\$189.00
612	Satin Bronze	\$189.00
619	Satin Nickel	\$189.00
625	Bright Chrome	\$189.00
643e	Aged Bronze	\$189.00
626AM	Satin Chrome Antimicrobial	\$245.00



SFIC Format
B, G

7) SELECT CYLINDER TYPE		Price adjustment	
		Open	Restricted
<input checked="" type="checkbox"/> ● P6	With Cylinder, Schlage, Everest 29 S123, 6-pin KIL standard	No charge	\$35.00
<input type="checkbox"/> L	Less Cylinder, Schlage, Falcon, 6-pin KIL	-\$106.00	-\$106.00
<input checked="" type="checkbox"/> ● R	With Cylinder, Schlage 6-pin, Everest 29 S123 standard, FSIC	\$118.00	\$155.00
<input type="checkbox"/> J	Less Cylinder, Schlage, 6-pin FSIC	-\$63.00	-\$63.00
<input checked="" type="checkbox"/> ● G	With Cylinder, Schlage 7-pin, Everest 29R standard, factory master keyed only, SFIC	N/A	\$134.00
<input type="checkbox"/> B	Less Cylinder, Schlage, Falcon, Competitive OEM's, 7-pin, SFIC	-\$63.00	-\$63.00
<input type="checkbox"/> L-SAR	Less Cylinder, Sargent (10L + 11L), 6-pin KIL (Only RHO, 8RO, SPA, 8SP, TLR, 8TR, ATH, 8AT lever styles)	No charge	No charge
<input type="checkbox"/> L-CO6	Less Cylinder, Corbin, 6-pin KIL (Only RHO, 8RO, SPA, 8SP lever styles)	No charge	No charge
<input type="checkbox"/> J-SAR	Less Cylinder, Sargent 6300, 6-pin FSIC (Only RHO, 8RO, SPA, 8SP, TLR, 8TR, ATH, 8AT lever styles)	No charge	No charge
<input type="checkbox"/> J-CO6	Less Cylinder, Corbin 8000, 6-pin FSIC (Only RHO, 8RO, SPA, 8SP, TLR, 8TR, ATH, 8AT lever styles)	No charge	No charge
<input type="checkbox"/> J-CO7	Less Cylinder, Corbin 8000-7, 7-pin FSIC, (Only RHO, 8RO, SPA, 8SP, TLR, 8TR lever styles)	No charge	No charge
<input type="checkbox"/> J-MED	Less Cylinder, Medeco 32*0201, 6-pin FSIC (Only RHO, 8RO, SPA, 8SP lever styles)	No charge	No charge
<input type="checkbox"/> J-YA6	Less Cylinder, Yale 1210 or Medeco 31*0100, 6-pin FSIC (Only RHO, 8RO, SPA, 8SP, TLR, 8TR, ATH, 8AT lever styles)	No charge	No charge
<input type="checkbox"/> J-YA7	Less Cylinder, Yale 1220, 7-pin FSIC (Only RHO, 8RO, SPA, 8SP lever styles)	No charge	No charge
<input type="checkbox"/> L-FA7	Less Cylinder, Falcon, 7-pin, KIL (Only RHO, 8RO, SPA, 8SP lever styles)	No charge	No charge

● Master Keyed cylinders can be specified and will be shipped in lock packaging. For Master Keying System Summary form which should accompany the master keyed order, see page 301.

△ For master keying, an additional charge of \$33.20 each applies. Specify line item 50-210.

□ Control keys for installation/removal of interchangeable cores are not furnished and must be ordered separate.

For additional assistance on Master Keying as well as restricted keyways, please contact customer service.



CO-100 STANDALONE EXIT TRIM

8) SELECT KEYING TYPE		Price adj.
Open keyway families: KIL or FSIC¹		
S123	Everest 29 S (Key in Lever or FSIC)	Standard
C123	Everest C	No charge
C/CE/E/EF/F/FG/G	Classic Obverse	No charge
Restricted keyway families: KIL or FSIC^{1,2}		
29T	Everest 29 T	\$35.00
D	Everest D	\$35.00
Classic Restricted	Quad, Numbered, Reverse	\$35.00
Restricted keyway families: SFIC³		
29 R	Everest 29 R	No charge
B	Everest B	No charge

1. Full Size key systems (Everest 29 S and T, Everest C and D, Obverse and Quad) are available in Primus and Primus XP key system and must be ordered separately. Lock should be ordered less cylinder and Primus cylinder should be a separate line.
2. Everest Restricted Keyways require a Letter of Authorization to be submitted with the order. See page 307 for sample Letter of Authorization.
3. Master Keyed cylinders can be specified and will be shipped in lock packaging. For Master Keying System Summary form which should accompany the master keyed order, see page 301.

9) SELECT HANDING (Field reversible)		Price adj.
RH	Right handed	No charge
LH	Left handed	No charge
RHR	Right handed reverse	No charge
LHR	Left handed reverse	No charge

10) SELECT BATTERY		Price adj.
4B	4AA Battery kit	Standard

11-12) NO SELECTION REQUIRED

13) SELECT DOOR THICKNESS		Price adj.
134	1-3/4"	Standard
Example 200	1-3/8" to 2-3/4", Shims included (Specify in 1/8" increments)	\$94.00

Accessories available, see pages 247–248. Accessories include Decorative plates, SUS A-KIT, etc.

Credentials available, see pages 17–22.

CO Series Non-Functioning "Dummy" Exit trim now available. Please see pages 243–244 for details.

CO Series Exit trim

The CO-100 Exit trim comes with a universal mounting plate and is compatible with the following exit devices:

- **Von Duprin 98/99 and 98/99XP**
 - Rim, Concealed Vertical Rod (metal door only), Concealed Vertical Cable (metal door only), Surface Vertical Rod, Mortise.
- **Von Duprin 78**
 - Rim, Concealed Vertical Rod (metal door only), Surface Vertical Rod
- **Von Duprin 22/22F**
 - Rim, Surface Vertical Rod
- **Falcon 25** – Rim
- **Sargent 80 Series** (Narrow design and reversible rim exits not compatible) – Rim
- **Corbin Russwin 5000 Series** – Rim
- **Yale 7000** – Rim
- **Dorma 9300** – Rim
- **Precision 21** – Rim (2100 converts to 21 with Precision's BP21 Kit)

CO-200 STANDALONE

CYLINDRICAL



1-4) SELECT CHASSIS/FUNCTION		Price
CO-200-CY-70	Storeroom	\$1,981.00
CO-200-CY-50	Office/Classroom	\$1,992.00
CO-200-CY-40	Privacy	\$1,992.00

5) SELECT READER (CO Series readers are not interchangeable.)		Price adj.
KP	Keypad	No charge
PR	Proximity	\$267.00
PRK	Proximity + keypad	\$376.00

6) SELECT LEVER ¹		Price adj.
LLL	Less each lever	-\$35.00
Standard options	SPA (Sparta), RHO (Rhodes), ATH (Athens), TLR (Tubular), BRW (Broadway), BRK (Boardwalk), LAT (Latitude), LON (Longitude)	No charge

1. Tactile Warning use 8AT for Athens, 8RO for Rhodes, 8SP for Sparta and 8TR for Tubular. \$77.00 per lever. Applied to exterior lever only unless otherwise specified. Not available with 643e finish.

7) SELECT FINISH		Price adj.
626	Satin Chrome	No charge
605	Bright Brass	\$189.00
606	Satin Brass	\$189.00
612 ⁴	Satin Bronze	\$189.00
619	Satin Nickel	\$189.00
625	Bright Chrome	\$189.00
643e	Aged Bronze	\$189.00
626AM	Satin Chrome Antimicrobial	\$245.00

8) SELECT CYLINDER TYPE		Price adjustment	
		Open	Restricted
△ ● P6	With Cylinder, Schlage, Everest 29 S123, 6-pin KIL standard	No charge	\$35.00
L	Less Cylinder, Schlage, Falcon, 6-pin KIL	-\$106.00	-\$106.00
□ ● R	With Cylinder, Schlage 6-pin, Everest 29 S123 standard, FSIC	\$118.00	\$155.00
J	Less Cylinder, Schlage, 6-pin FSIC	-\$63.00	-\$63.00
□ ● G	With Cylinder, Schlage 7-pin, Everest 29R standard, factory master keyed only, SFIC	N/A	\$134.00
B	Less Cylinder, Schlage, Falcon, Competitive OEM's, 7-pin, SFIC	-\$63.00	-\$63.00
L-SAR	Less Cylinder, Sargent (10L + 11L), 6-pin KIL (Only RHO, 8RO, SPA, 8SP, TLR, 8TR, ATH, 8AT lever styles)	No charge	No charge
L-CO6	Less Cylinder, Corbin, 6-pin KIL (Only RHO, 8RO, SPA, 8SP lever styles)	No charge	No charge
J-SAR	Less Cylinder, Sargent 6300, 6-pin FSIC (Only RHO, 8RO, SPA, 8SP, TLR, 8TR, ATH, 8AT lever styles)	No charge	No charge
J-CO6	Less Cylinder, Corbin 8000, 6-pin FSIC (Only RHO, 8RO, SPA, 8SP, TLR, 8TR, ATH, 8AT lever styles)	No charge	No charge
J-CO7	Less Cylinder, Corbin 8000-7, 7-pin FSIC, (Only RHO, 8RO, SPA, 8SP, TLR, 8TR lever styles)	No charge	No charge
J-MED	Less Cylinder, Medeco 32*0201, 6-pin FSIC (Only RHO, 8RO, SPA, 8SP lever styles)	No charge	No charge
J-YA6	Less Cylinder, Yale 1210 or Medeco 31*0100, 6-pin FSIC (Only RHO, 8RO, SPA, 8SP, TLR, 8TR, ATH, 8AT lever styles)	No charge	No charge
J-YA7	Less Cylinder, Yale 1220, 7-pin FSIC (Only RHO, 8RO, SPA, 8SP lever styles)	No charge	No charge
L-FA7	Less Cylinder, Falcon, 7-pin, KIL (Only RHO, 8RO, SPA, 8SP lever styles)	No charge	No charge

● Master Keyed cylinders can be specified and will be shipped in lock packaging. For Master Keying System Summary form which should accompany the master keyed order, see page 301.

△ For master keying, an additional charge of \$33.20 each applies. Specify line item 50-210.

□ Control keys for installation/removal of interchangeable cores are not furnished and must be ordered separate.

For additional assistance on Master Keying as well as restricted keyways, please contact customer service.



CO-200 STANDALONE CYLINDRICAL

9) SELECT KEYING TYPE		Price adj.
Open keyway families: KIL or FSIC¹		
S123	Everest 29 S (Key in Lever or FSIC)	Standard
C123	Everest C	No charge
C/CE/E/EF/F/FG/G	Classic Obverse	No charge
Restricted keyway families: KIL or FSIC^{1,2}		
29T	Everest 29 T	\$35.00
D	Everest D	\$35.00
Classic Restricted	Quad, Numbered, Reverse	\$35.00
Restricted keyway families: SFIC³		
29 R	Everest 29 R	No charge
B	Everest B	No charge

1. Full Size key systems (Everest 29 S and T, Everest C and D, Obverse and Quad) are available in Primus and Primus XP key system and must be ordered separately. Lock should be ordered less cylinder and Primus cylinder should be a separate line.
2. Everest Restricted Keyways require a Letter of Authorization to be submitted with the order. See page 307 for sample Letter of Authorization.
3. Master Keyed cylinders can be specified and will be shipped in lock packaging. For Master Keying System Summary form which should accompany the master keyed order, see page 301.

10) SELECT HANDING (Field reversible)		Price adj.
RH	Right handed	No charge
LH	Left handed	No charge
RHR	Right handed reverse	No charge
LHR	Left handed reverse	No charge

11) SELECT BATTERY		Price adj.
4B	4AA Battery kit	Standard

12) SELECT BACKSET AND LATCH BOLT		Price adj.
LLL	Less Latch	-\$58.00
13-247	2-3/4" Backset, deadlatch, square corner, 1-1/8" x 2-1/4"	Standard
14-049	2-3/4" Backset, deadlatch anti-friction fire door latch, square corner, 1-1/8" x 2-1/4", 3/4" throw	\$306.00
14-051	2-3/8" Backset, deadlatch, square corner, 1-1/8" x 2-1/4"	No charge
14-050	3-3/4" Backset, deadlatch, square corner, 1-1/8" x 2-1/4"	\$19.00
43-001	5" Backset extension link, Deadlatch	\$54.00
39-030 ⁴	Rabbeted latch and strike kit, 605 and 626 only	\$96.00

4. Adapts square corner latch and 2-3/4" square corner strike to 1/2" rabbeted door and frame.

13) SELECT STRIKE PLATE		Price adj.
LLL	Less Strike Plate	-\$8.00
10-025	1-3/16" Lip, ANSI, no box, 1-1/14" x 4-7/8"	Standard
10-013 ⁵	1-1/8" Lip, square corner, T-strike, box, 1-1/8" - 2-3/4"	No charge
10-016	1-1/8" Lip, square corner, T-strike, deep box, fire door latch	No charge
K510-066	Box for ANSI strike (Must be specific)	No charge

5. 1-1/2" Lip available, must specify 1-1/2" Lip \$11.00.

14) SELECT DOOR THICKNESS		Price adj.
134	1-3/4"	Standard
Example 138	1-3/8" to 2-3/4", Shims included (Specify in 1/8" increments)	\$94.00

Accessories available, see pages 247–248. Accessories include Decorative plates, SUS A-KIT, etc. Credentials available, see pages 17–22.

CO-200 STANDALONE
MORTISE/MORTISE DEADBOLT


1-3) SELECT CHASSIS		Price
CO-200-MS	Mortise	\$2,334.00
CO-200-MD	Mortise Deadbolt	\$2,445.00

4) SELECT FUNCTION		Price adj.
70	Storeroom (Not available on Mortise Deadbolt)	Standard
50	Office/Classroom (Not available on Mortise Deadbolt)	\$11.00
40 ¹	Privacy	\$11.00

1. Inside Push Button (IPB) only included with Mortise (MS) chassis. Mortise Deadbolt (MD) chassis comes with LED indicator only. \$11.00 charge does not apply to Mortise Deadbolt (MD) chassis.

5) SELECT READER (CO Series readers are not interchangeable.)		Price adj.
KP	Keypad	Standard
PR	Proximity	\$267.00
PRK	Proximity + keypad	\$376.00

6) SELECT LEVER ²		Price adj.
LLL	Less both levers	-\$100.00
Standard options	SPA (Sparta), RHO (Rhodes), ATH (Athens), TLR (Tubular), BRW (Broadway), BRK (Boardwalk), LAT (Latitude), LON (Longitude)	No charge

2. Tactile Warning use 8AT for Athens, 8RO for Rhodes, 8SP for Sparta and 8TR for Tubular. \$77.00 per lever. Applied to exterior lever only unless otherwise specified. Not available with 643e finish.

7) SELECT FINISH		Price adj.
626	Satin Chrome	No charge
605	Bright Brass	\$189.00
606	Satin Brass	\$189.00
612	Satin Bronze	\$189.00
619	Satin Nickel	\$189.00
625	Bright Chrome	\$189.00
643e	Aged Bronze	\$189.00
626AM	Satin Chrome Antimicrobial	\$245.00

8) SELECT CYLINDER TYPE		Price adjustment	
		Open	Restricted
△ ● P6	With Cylinder, Schlage, Everest 29 S123, 6-pin KIL standard	No charge	\$35.00
L	Less Cylinder, Schlage, Falcon, 6-pin KIL	-\$106.00	-\$106.00
□ ● R	With Cylinder, Schlage 6-pin, Everest 29 S123 standard, FSIC	\$118.00	\$155.00
J	Less Cylinder, Schlage, 6-pin FSIC	-\$63.00	-\$63.00
□ ● G	With Cylinder, Schlage 7-pin, Everest 29R standard, factory master keyed only, SFIC	N/A	\$134.00
B	Less Cylinder, Schlage, Falcon, Competitive OEM's, 7-pin, SFIC	-\$63.00	-\$63.00
L-SAR	Less Cylinder, Sargent (10L + 11L), 6-pin KIL (Only RHO, 8RO, SPA, 8SP, TLR, 8TR, ATH, 8AT lever styles)	No charge	No charge
L-CO6	Less Cylinder, Corbin, 6-pin KIL (Only RHO, 8RO, SPA, 8SP lever styles)	No charge	No charge
J-SAR	Less Cylinder, Sargent 6300, 6-pin FSIC (Only RHO, 8RO, SPA, 8SP, TLR, 8TR, ATH, 8AT lever styles)	No charge	No charge
J-CO6	Less Cylinder, Corbin 8000, 6-pin FSIC (Only RHO, 8RO, SPA, 8SP, TLR, 8TR, ATH, 8AT lever styles)	No charge	No charge
J-CO7	Less Cylinder, Corbin 8000-7, 7-pin FSIC, (Only RHO, 8RO, SPA, 8SP, TLR, 8TR lever styles)	No charge	No charge
J-MED	Less Cylinder, Medeco 32*0201, 6-pin FSIC (Only RHO, 8RO, SPA, 8SP lever styles)	No charge	No charge
J-YA6	Less Cylinder, Yale 1210 or Medeco 31*0100, 6-pin FSIC (Only RHO, 8RO, SPA, 8SP, TLR, 8TR, ATH, 8AT lever styles)	No charge	No charge
J-YA7	Less Cylinder, Yale 1220, 7-pin FSIC (Only RHO, 8RO, SPA, 8SP lever styles)	No charge	No charge
L-FA7	Less Cylinder, Falcon, 7-pin, KIL (Only RHO, 8RO, SPA, 8SP lever styles)	No charge	No charge

● Master Keyed cylinders can be specified and will be shipped in lock packaging. For Master Keying System Summary form which should accompany the master keyed order, see page 301.

△ For master keying, an additional charge of \$33.20 each applies. Specify line item 50-210.

□ Control keys for installation/removal of interchangeable cores are not furnished and must be ordered separate.

For additional assistance on Master Keying as well as restricted keyways, please contact customer service.



CO-200-MS-70-PR



CO-200-MS-70-PRK



CO-200-MS-70-KP



CO-200 STANDALONE

MORTISE/MORTISE DEADBOLT

9) SELECT KEYING TYPE		Price adj.
Open keyway families: KIL or FSIC¹		
S123	Everest 29 S (Key in Lever or FSIC)	Standard
C123	Everest C	No charge
C/CE/E/EF/F/FG/G	Classic Obverse	No charge
Restricted keyway families: KIL or FSIC^{1,2}		
29T	Everest 29 T	\$35.00
D	Everest D	\$35.00
Classic Restricted	Quad, Numbered, Reverse	\$35.00
Restricted keyway families: SFIC³		
29 R	Everest 29 R	No charge
B	Everest B	No charge

1. Full size key systems (Everest 29 S and T, Everest C and D, Obverse and Quad) are available in Primus and Primus XP key system and must be ordered separately. Lock should be ordered less cylinder and Primus cylinder should be a separate line.
2. Everest restricted keyways require a Letter of Authorization to be submitted with the order. See page 307 for sample Letter of Authorization.
3. Master keyed cylinders can be specified and will be shipped in lock packaging. For Master Keying System Summary form which should accompany the master keyed order, see page 301.

10) SELECT HANDING (Field reversible)		Price adj.
RH	Right handed	No charge
LH	Left handed	No charge
RHR	Right handed reverse	No charge
LHR	Left handed reverse	No charge

11) SELECT BATTERY		Price adj.
4B	4AA Battery kit	Standard

12) SELECT MORTISE LOCK ARMOR FRONT		Price adj.
LLL	Less Armor Front	-\$28.00
09-663	1-1/4" Wide square corner, latch for MS	Standard
09-669	1-1/16" Wide square corner, latch, options for MS	No charge
09-666	1-1/4" Wide square corner, latch x deadbolt for MD	Standard
09-672	1-1/16" Wide square corner, latch x deadbolt, options for MD	No charge

13) SELECT STRIKE PLATE		Price adj.
LLL	Less Strike	-\$21.00
10-072	1-1/4" x 4-7/8" Square corner + box; 1-3/16" lip length	Standard
10-072xx	1-1/4" x 4-7/8" Square corner + box; specify lip length (xx) as 1" or 1-1/2"	No charge
10-072xx	1-1/4" x 4-7/8" Square corner + box; specify lip length (xx) as 1-3/4"	\$51.00
10-075 ⁴	1/2" Rabbeted	\$176.00
37-015	Strike frame reinforcer, specify 37-015	No charge

4. For 1-3/4" thick doors, use wide armor front. For over 1-3/4" thick door extended equally (EE) use 1-1/4" wide armor front.
ⓘ Extended lead time, consult customer service.

14) SELECT DOOR THICKNESS		Price adj.
134	1-3/4"	Standard
Example 138	1-3/8" to 2-3/4", Shims included (Specify in 1/8" increments)	\$94.00

Accessories available, see pages 247–248. Accessories include Decorative plates, SUS A-KIT, etc.
 Credentials available, see pages 17–22.

CO-200 STANDALONE
EXIT TRIM


1-3) SELECT CHASSIS/EXIT TRIM TYPE (See page 221 for exit device compatibility.)		Price
CO-200-993R	Exit Rim/Concealed Vertical Rod (Metal Door)/Concealed Vertical Cable (Metal Door)	\$2,622.00
CO-200-993S	Exit Surface Vertical Rod	\$2,668.00
CO-200-993M	Exit Mortise Lock	\$2,668.00

4) SELECT FUNCTION		Price adj.
70	Storeroom	Standard

5) SELECT READER (CO Series readers are not interchangeable.)		Price adj.
KP	Keypad	No charge
PR	Proximity	\$267.00
PRK	Proximity + keypad	\$376.00

6) SELECT LEVER ¹		Price adj.
LLL	Less both levers	-\$35.00
Standard options	SPA (Sparta), RHO (Rhodes), ATH (Athens), TLR (Tubular), BRW (Broadway), BRK (Boardwalk), LAT (Latitude), LON (Longitude)	No charge

1. Tactile Warning use 8AT for Athens, 8RO for Rhodes, 8SP for Sparta and 8TR for Tubular. \$77.00 per lever. Applied to exterior lever only unless otherwise specified. Not available with 643e finish.

6) SELECT FINISH		Price adj.
626	Satin Chrome	No charge
605	Bright Brass	\$189.00
606	Satin Brass	\$189.00
612	Satin Bronze	\$189.00
619	Satin Nickel	\$189.00
625	Bright Chrome	\$189.00
643e	Aged Bronze	\$189.00
626AM	Satin Chrome Antimicrobial	\$245.00

7) SELECT CYLINDER TYPE		Price adjustment	
		Open	Restricted
△ ● P6	With Cylinder, Schlage, Everest 29 S123, 6-pin KIL standard	No charge	\$35.00
L	Less Cylinder, Schlage, Falcon, 6-pin KIL	-\$106.00	-\$106.00
□ ● R	With Cylinder, Schlage 6-pin, Everest 29 S123 standard, FSIC	\$118.00	\$155.00
J	Less Cylinder, Schlage, 6-pin FSIC	-\$63.00	-\$63.00
□ ● G	With Cylinder, Schlage 7-pin, Everest 29R standard, factory master keyed only, SFIC	N/A	\$134.00
B	Less Cylinder, Schlage, Falcon, Competitive OEM's, 7-pin, SFIC	-\$63.00	-\$63.00
L-SAR	Less Cylinder, Sargent (10L + 11L), 6-pin KIL (Only RHO, 8RO, SPA, 8SP, TLR, 8TR, ATH, 8AT lever styles)	No charge	No charge
L-CO6	Less Cylinder, Corbin, 6-pin KIL (Only RHO, 8RO, SPA, 8SP lever styles)	No charge	No charge
J-SAR	Less Cylinder, Sargent 6300, 6-pin FSIC (Only RHO, 8RO, SPA, 8SP, TLR, 8TR, ATH, 8AT lever styles)	No charge	No charge
J-CO6	Less Cylinder, Corbin 8000, 6-pin FSIC (Only RHO, 8RO, SPA, 8SP, TLR, 8TR, ATH, 8AT lever styles)	No charge	No charge
J-CO7	Less Cylinder, Corbin 8000-7, 7-pin FSIC, (Only RHO, 8RO, SPA, 8SP, TLR, 8TR lever styles)	No charge	No charge
J-MED	Less Cylinder, Medeco 32*0201, 6-pin FSIC (Only RHO, 8RO, SPA, 8SP lever styles)	No charge	No charge
J-YA6	Less Cylinder, Yale 1210 or Medeco 31*0100, 6-pin FSIC (Only RHO, 8RO, SPA, 8SP, TLR, 8TR, ATH, 8AT lever styles)	No charge	No charge
J-YA7	Less Cylinder, Yale 1220, 7-pin FSIC (Only RHO, 8RO, SPA, 8SP lever styles)	No charge	No charge
L-FA7	Less Cylinder, Falcon, 7-pin, KIL (Only RHO, 8RO, SPA, 8SP lever styles)	No charge	No charge

● Master Keyed cylinders can be specified and will be shipped in lock packaging. For Master Keying System Summary form which should accompany the master keyed order, see page 301.

△ For master keying, an additional charge of \$33.20 each applies. Specify line item 50-210.

□ Control keys for installation/removal of interchangeable cores are not furnished and must be ordered separate.

For additional assistance on Master Keying as well as restricted keyways, please contact customer service.



CO-200-993R-70-KP



CO-200-993R-70-PR



CO-200-993R-70-PRK



CO-200 STANDALONE

EXIT TRIM

8) SELECT KEYING TYPE		Price adj.
Open keyway families: KIL or FSIC¹		
S123	Everest 29 S (Key in Lever or FSIC)	Standard
C123	Everest C	No charge
C/CE/E/EF/F/FG/G	Classic Obverse	No charge
Restricted keyway families: KIL or FSIC^{1,2}		
29T	Everest 29 T	\$35.00
D	Everest D	\$35.00
Classic Restricted	Quad, Numbered, Reverse	\$35.00
Restricted keyway families: SFIC³		
29 R	Everest 29 R	No charge
B	Everest B	No charge

1. Full Size key systems (Everest 29 S and T, Everest C and D, Obverse and Quad) are available in Primus and Primus XP key system and must be ordered separately. Lock should be ordered less cylinder and Primus cylinder should be a separate line.
2. Everest Restricted Keyways require a Letter of Authorization to be submitted with the order. See page 307 for sample Letter of Authorization.
3. Master Keyed cylinders can be specified and will be shipped in lock packaging. For Master Keying System Summary form which should accompany the master keyed order, see page 301.

9) SELECT HANDING (Field reversible)		Price adj.
RHR	Right handed reverse	No charge
LHR	Left handed reverse	No charge

10) SELECT BATTERY		Price adj.
4B	4AA Battery kit	Standard

11-12) NO SELECTION REQUIRED

13) SELECT DOOR THICKNESS		Price adj.
134	1-3/4"	Standard
Example 200	1-3/4" to 2-3/4", (Specify in 1/8" increments)	\$94.00

Accessories available, see pages 247–248. Accessories include Decorative plates, SUS A-KIT, etc.

Credentials available, see pages 17–22.

CO Series Non-Functioning "Dummy" Exit trim now available. Please see pages 243–244 for details.

CO Series Exit trim

The CO-100 Exit trim comes with a universal mounting plate and is compatible with the following exit devices:

- **Von Duprin 98/99 and 98/99XP**
 - Rim, Concealed Vertical Rod (metal door only), Concealed Vertical Cable (metal door only), Surface Vertical Rod, Mortise.
- **Von Duprin 78**
 - Rim, Concealed Vertical Rod (metal door only), Surface Vertical Rod
- **Von Duprin 22/22F**
 - Rim, Surface Vertical Rod
- **Falcon 25** – Rim
- **Sargent 80 Series** (Narrow design and reversible rim exits not compatible) – Rim
- **Corbin Russwin 5000 Series** – Rim
- **Yale 7000** – Rim
- **Dorma 9300** – Rim
- **Precision 21** – Rim (2100 converts to 21 with Precision's BP21 Kit)

CO-993DT

NON-FUNCTIONING DUMMY EXIT TRIM



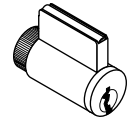
1-3) SELECT CHASSIS/EXIT TRIM TYPE (See page 221 for exit device compatibility.)		Price
CO-993DT	Dummy Trim with Dummy Reader Cover and CO-100/200/250 Interior Escutcheon for Exit Rim/Concealed Vertical Rod ¹ /Concealed Vertical Cable ¹ /Surface Vertical Rod/Mortise Lock	\$1,314.00



CO-993DT

1. Metal door only.

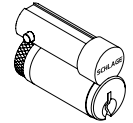
4) SELECT LEVER ²		Price adj.
LLL	Less both levers	-\$35.00
SPA	Sparta	No charge
RHO	Rhodes	No charge
ATH	Athens	No charge
TLR	Tubular	No charge
BRW	Broadway	No charge
BRK	Boardwalk	No charge
LAT	Latitude	No charge
LON	Longitude	No charge



Full Cylinder
P6, L, L-SAR, L-FA7

2. Tactile Warning use 8AT for Athens, 8RO for Rhodes, 8SP for Sparta and 8TR for Tubular. \$77.00 per lever. Applied to exterior lever only unless otherwise specified. Not available with 643e finish.

5) SELECT FINISH		Price adj.
626	Satin Chrome	No charge
605	Bright Brass	\$189.00
606	Satin Brass	\$189.00
612	Satin Bronze	\$189.00
619	Satin Nickel	\$189.00
625	Bright Chrome	\$189.00
643e	Aged Bronze	\$189.00
626AM	Satin Chrome Antimicrobial	\$245.00



FSIC Format
R, J, J-SAR, J-CO6,
J-CO7, J-YA6

6) SELECT CYLINDER TYPE		Price adjustment	
		Open	Restricted
<input checked="" type="checkbox"/> ● P6	With Cylinder, Schlage, Everest 29 S123, 6-pin KIL standard	No charge	\$35.00
<input type="checkbox"/> L	Less Cylinder, Schlage, Falcon, 6-pin KIL	-\$106.00	-\$106.00
<input checked="" type="checkbox"/> ● R	With Cylinder, Schlage 6-pin, Everest 29 S123 standard, FSIC	\$118.00	\$155.00
<input type="checkbox"/> J	Less Cylinder, Schlage, 6-pin FSIC	-\$63.00	-\$63.00
<input checked="" type="checkbox"/> ● G	With Cylinder, Schlage 7-pin, Everest 29R standard, factory master keyed only, SFIC	N/A	\$134.00
<input type="checkbox"/> B	Less Cylinder, Schlage, Falcon, Competitive OEM's, 7-pin, SFIC	-\$63.00	-\$63.00
L-SAR	Less Cylinder, Sargent (10L + 11L), 6-pin KIL (Only RHO, 8RO, SPA, 8SP, TLR, 8TR, ATH, 8AT lever styles)	No charge	No charge
L-CO6	Less Cylinder, Corbin, 6-pin KIL (Only RHO, 8RO, SPA, 8SP lever styles)	No charge	No charge
J-SAR	Less Cylinder, Sargent 6300, 6-pin FSIC (Only RHO, 8RO, SPA, 8SP, TLR, 8TR, ATH, 8AT lever styles)	No charge	No charge
J-CO6	Less Cylinder, Corbin 8000, 6-pin FSIC (Only RHO, 8RO, SPA, 8SP, TLR, 8TR, ATH, 8AT lever styles)	No charge	No charge
J-CO7	Less Cylinder, Corbin 8000-7, 7-pin FSIC, (Only RHO, 8RO, SPA, 8SP, TLR, 8TR lever styles)	No charge	No charge
J-MED	Less Cylinder, Medeco 32*0201, 6-pin FSIC (Only RHO, 8RO, SPA, 8SP lever styles)	No charge	No charge
J-YA6	Less Cylinder, Yale 1210 or Medeco 31*0100, 6-pin FSIC (Only RHO, 8RO, SPA, 8SP, TLR, 8TR, ATH, 8AT lever styles)	No charge	No charge
J-YA7	Less Cylinder, Yale 1220, 7-pin FSIC (Only RHO, 8RO, SPA, 8SP lever styles)	No charge	No charge
L-FA7	Less Cylinder, Falcon, 7-pin, KIL (Only RHO, 8RO, SPA, 8SP lever styles)	No charge	No charge



SFIC Format
B, G

● Master Keyed cylinders can be specified and will be shipped in lock packaging. For Master Keying System Summary form which should accompany the master keyed order, see page 301.

△ For master keying, an additional charge of \$33.20 each applies. Specify line item 50-210.

□ Control keys for installation/removal of interchangeable cores are not furnished and must be ordered separate.

For additional assistance on Master Keying as well as restricted keyways, please contact customer service.



CO-993DT

NON-FUNCTIONING DUMMY EXIT TRIM

7) SELECT KEYING TYPE		Price adj.
Open keyway families: KIL or FSIC¹		
S123	Everest 29 S (Key in Lever or FSIC)	Standard
C123	Everest C	No charge
C/CE/E/EF/F/FG/G	Classic Obverse	No charge
Restricted keyway families: KIL or FSIC^{1,2}		
29T	Everest 29 T	\$35.00
D	Everest D	\$35.00
Classic Restricted	Quad, Numbered, Reverse	\$35.00
Restricted keyway families: SFIC³		
29 R	Everest 29 R	No charge
B	Everest B	No charge

1. Full Size key systems (Everest 29 S and T, Everest C and D, Obverse and Quad) are available in Primus and Primus XP key system and must be ordered separately. Lock should be ordered less cylinder and Primus cylinder should be a separate line.
2. Everest Restricted Keyways require a Letter of Authorization to be submitted with the order. See page 307 for sample Letter of Authorization.
3. Master Keyed cylinders can be specified and will be shipped in lock packaging. For Master Keying System Summary form which should accompany the master keyed order, see page 301.

8) SELECT HANDING (Field reversible)		Price adj.
RHR	Right handed reverse	No charge
LHR	Left handed reverse	No charge

9-10) NO SELECTION REQUIRED

11) SELECT DOOR THICKNESS		Price adj.
134	1-3/4"	Standard
Example 200	1-3/4" to 2-3/4", (Specify in 1/8" increments)	\$94.00

Accessories available, see pages 247-248. Accessories include Decorative plates, SUS A-KIT, etc.
 Credentials available, see pages 17-22.

CO Series Exit trim

The CO Series Exit trim comes with a universal mounting plate and is compatible with the following exit devices:

- **Von Duprin 98/99 and 98/99XP**
 - Rim, Concealed Vertical Rod (metal door only), Concealed Vertical Cable (metal door only), Mortise, Surface Vertical Rod (CO-100, CO-200 and CO-250 only)
- **Von Duprin 78**
 - Rim, Concealed Vertical Rod (metal door only), Surface Vertical Rod
- **Von Duprin 22/22F**
 - Rim, Surface Vertical Rod
- **Falcon 25 – Rim**
- **Sargent 80 Series** (Narrow design and reversible rim exits not compatible) – Rim
- **Corbin Russwin 5000 Series – Rim**
- **Yale 7000 – Rim**
- **Dorma 9300 – Rim**
- **Precision 21 – Rim** (2100 converts to 21 with Precision's BP21 Kit)

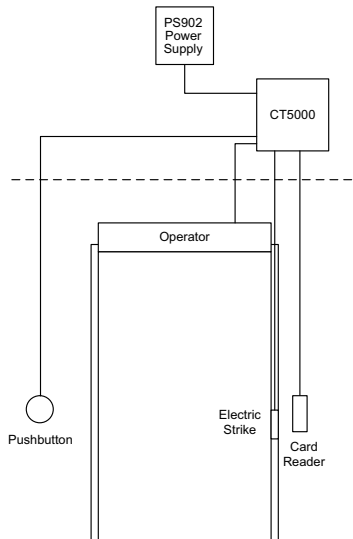
CT5000

The CT5000 is an indoor, offline single opening controller. It is flexible and works with various card reader technologies. With the correct power supply, the CT5000 controller works with various types of locking hardware, including electric strikes, electro-magnetic locks, or EL exit devices.

If networked functionality is required in the future, the CT5000 can be upgraded to a WRI-400 by upgrading the firmware and adding one incremental piece of hardware. This provides greater adaptability in the field.

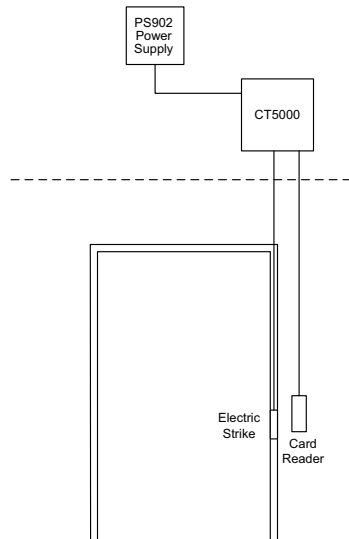
Perimeter Door Application

The CT5000 can be used for perimeter door applications with an automatic operator, electric strike and card reader



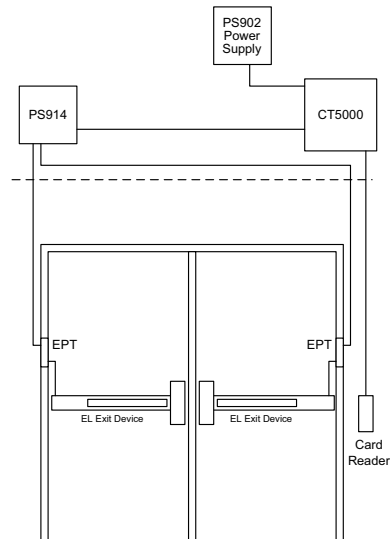
Narrow Stile Application

For narrow stile applications the CT5000 can be used with an electric strike and card reader



Panic Device Application

The CT5000 and a card reader along with the Von Duprin 914 Power Supply can control two EL exit devices for double door applications



All hardware shown above including exit devices, electric strikes, auto operators, power supplies, push buttons, etc. are sold separately.

Certifications

- UL 294
- Canada UL
- FCC Part 15
- Canada RSS – 210
- RoHS



CT5000 OFFLINE CONTROLLER

FEATURES

Features

- Supports up to 5000 users and audits
- Comes standard with 15 foot USB remote cable connector
- Programmed using Schlage Handheld Device (HHD) via USB connection or with SUS A-KIT and Schlage Utility Software Android™ app
- Power is hardwired
- Three form C relay outputs (for strike, auxiliary, and alarm)
- Supports Request-to-Exit (remote release) and Door Position Switch input.
- Card functions supported: normal, toggle, freeze, pass through, construction, lock down, and all card plus PIN applications
- Multiple reader technologies and positions on both sides of the gate/ door
- Internal LED visual indicators (Including low battery and state of the relay)
- Compatible with Schlage Express

Credential compatibility

- Magnetic stripe: field configurable track 1, 2, or 3
- Compatible with Schlage, Xceed ID™, AWID®, HID®, GE/CASI ProxLite®
- 125 kHz Proximity cards: 26a, 34x, 35x, 37x bit formats (reader dependant)
- 13.56 MHz Smart card: 26a,34x, 35x, 37x, 40x, 48x bit format (reader dependant)
- Can read card serial number of MIFARE DESfire (reader dependant)

The following readers are UL294 listed for use with the CT5000:

- Essex Electronics model KTP-162
- Mercury Security models MR-5 and MR-20
- Schlage (previously XceedID) models PR10, SM10, MT11, MT15, MTK15

CT5000 OFFLINE CONTROLLER		
Product ID	Product Description	Price
CT5000	Offline controller (15 ft. USB cable standard)	\$1,440.00
23745565	125 ft. USB cable for CT5000 (optional)	\$199.00
PS902	2 Amp power supply (required)	See page 276
SUS A-KIT	Schlage utility software programming cable (required)	See page 197

XE360™ SERIES
 SCHLAGE CONTROL®
 LE LOCK
 NDE LOCK
 AD SERIES NETWORKED
 AD SERIES STANDALONE
 AD SERIES PARTS
 CO SERIES STANDALONE
 CO SERIES PARTS

PARTS AND ACCESSORIES

ANDROID™ CABLE For use with SUS Android App	Specify	Price
USB & 2-PIN Android cable ▪ Used to connect Android device to USB and 2-PIN locks and accessories	47282796 SUS A-KIT	See page 197

READER MODULE ACCESSORIES	Specify	Price
Magnetic stripe cleaning cards	510310	See page 250

BATTERY HOLDER AND COVER KIT Select by Chassis Type		FINISHES 605, 606, 612, 619, 625, 626, 626AM, 643e		
Chassis type	Description	Specify		Price
		Part number	Finish	
Cylindrical	Battery holder kit (Includes 4AA battery holder with cable, 4AA battery strap, (2) battery strap screws, 4AA battery cover, cover screw, Torx® cover screw)	4B-CM (23599202)	.[Finish]	See page 263
Mortise	Battery holder kit (Includes 4AA battery holder with cable, 4AA battery strap, (2) battery strap screws, 4AA battery cover, cover screw, Torx cover screw)	4B-CM (23599202)	.[Finish]	
Exit	Battery holder kit (Includes 4AA battery holder with cable, 4AA battery strap, (2) battery strap screws, 4AA battery cover, cover screw, Torx cover screw)	4B-E (23599285)	.[Finish]	

SHIM PLATES	Specify	Price
Interior shim plate	23599368	See page 262
Exterior shim plate	23458599	

Note: Device is 0.063" thick.

INSTALLATION TOOLS	Specify	Price
Universal clamp ▪ The universal clamp is necessary when using the remaining products to ensure hole placement accuracy ▪ The "Universal" (Clamp and DPS) products are for use in all CO, AD and LE product installations	40-286	\$753.00
CO Series Mortise lock installation template	40-289	\$1,755.00
Universal Mortise door position switch (DPS) installation template	40-291	\$245.00
CO Series Cylindrical lock installation template	40-290	\$1,755.00
Universal Cylindrical door position switch (DPS) installation template	40-292	\$247.00

DECORATIVE PLATE Select by Size		FINISHES 605, 626, 643e		
Size	Description	Specify		Price
		Part number	Finish	
1.5" x 3.25" x .105"	Decorative plate (with screws) - Exit trim	23631823	.[Finish]	See page 262
1.7" x 3.5" x .075"	Decorative plate (with screws)	23760267	.[Finish]	
3.2" x 3.5" x .075"	Decorative plate (with screws)	23760283	.[Finish]	
6.0" x 3.5" x .075"	Decorative plate (with screws)	23760317	.[Finish]	
6.6" x 3.5" x .075"	Decorative plate (with screws)	23760325	.[Finish]	
8.0" x 3.5" x .075"	Decorative plate (with screws)	23760309	.[Finish]	
8.0" x 3.5" x .075"	Decorative plate (with screws and welded standoff)	23760291	.[Finish]	
10.5" x 3.5" x .075"	Decorative plate (no screws necessary) - under lock ¹	23760259	.[Finish]	
12.0" x 3.5" x .075"	Decorative plate (no screws necessary) - under lock ¹	23760275	.[Finish]	

1. Please consider overall Door Thickness when ordering.
2. Single Decorative plate. Interior and Exterior Decorative plates may be required.
3. Decorative plates may have multiple applications. Please see the [AD Series Retrofit Template Overlay Guide](#) for more information.



PARTS AND ACCESSORIES

CO-200 STANDALONE ACCESSORIES		
EXPRESS LEVEL SOFTWARE PACKAGE	Specify	Price
Refer to Software Levels Data sheet for features and details.		
Express offline lock software <ul style="list-style-type: none"> Recommended for offline locks of fewer than 1000 users and/or 100 access points Reporting of last 1000 events capability will retrieve audit trails Must be installed on a computer that meets the minimum requirements (refer to software data sheet) 	SXPR-SFT-1	\$809.00
EXPRESS LEVEL SOFTWARE PACKAGE ACCESSORIES	Specify	Price
Express computer interface module <ul style="list-style-type: none"> Used to program legacy CM/CL/KC products, using HH-SERIAL serial cable 	P512112	\$585.00
Express computer interface module (with iButton) <ul style="list-style-type: none"> Used to connect PC/laptop to access device 	P101203	\$617.00
Express female to female serial cable <ul style="list-style-type: none"> Used to connect P101203 Computer Interface Module to PC/laptop 	P394548	\$115.00
Express male DB9 to USB 6" cable adapter <ul style="list-style-type: none"> Used to connect a USB Port device to a Serial Port device 	SDB9USBCBL	\$181.00
Express magnetic stripe enrollment reader	CRM2	\$999.00
Express proximity enrollment reader	CRP2	\$968.00
EXPRESS INSTALLATION AND TRAINING	Specify	Price
Express installation and training <ul style="list-style-type: none"> Includes software installation and training. Provided by Allegion Security and Safety Consultant remotely from factory No discounts apply 	SCH-EXP-INST	\$749.00

XE360™ SERIES

SCHLAGE CONTROL®

LE LOCK

NDE LOCK

AD SERIES NETWORKED

AD SERIES STANDALONE

AD SERIES PARTS

CO SERIES STANDALONE

CO SERIES PARTS

Contents

Reader module with exterior escutcheon	250
Keypad membrane	250
Magnetic swipe cleaning cards	250
Escutcheons.....	250
Interior baseplate gasket	251
Exterior gasket kit.....	251
Interior baseplate subassembly.....	251
Interior mounting plate.....	251
Interior spring cage.....	251
Exit device mounting hardware kit	251
Exterior spring cage (with screws)	251
Cylinders.....	254
Latches	255
Interior lever (closed)	256
Exterior lever (less cylinder).....	256
Interior rose	260
Lock retractor	260
Spindle spring	260
Mortise armor fronts	261
Strike plates	261
Shim plates	262
Door position switch	262
Door thickness kit.....	262
Decorative plate	262
Wireless parts	262
Battery holder and cover kit.....	263
Cables	263
Request-to-exit switch kit.....	263
Miscellaneous.....	263

Finish codes and descriptions

BHMA code	Description
605	Bright Brass
606	Satin Brass
612	Satin Bronze
619	Satin Nickel
625	Bright Chromium Plated
626	Satin Chrome
626AM	Satin Stainless Steel, Antimicrobial
643e	Aged Bronze

Customer service

- Order status
- Credit returns of non-defective products
- General sales questions

USA Allegion_Orders@allegion.com
 CAN Canada.CustomerService@allegion.com

Technical support

- Technical questions/issues
- Returns of defective products
- Repairs

USA Electronic_Lock_TechProdSupport@allegion.com
 CAN Canada.TechServices@allegion.com



PARTS

READER MODULE WITH EXTERIOR ESCUTCHEON		FINISHES			
Select by Chassis, Class, Reader Technology		605, 606, 612, 619, 625, 626, 626AM, 643e			
Cylindrical		Specify			
Description	Part number	Function	Finish	Cyl. type	Price
CO-100, Keypad only reader module	EXT-CO-100-CY-xx-KP	.[Function]	.[Finish]	.[Cylinder]	\$782.00
CO-200, Keypad only reader module	EXT-CO-200-CY-xx-KP	.[Function]	.[Finish]	.[Cylinder]	\$1,154.00
CO-200, Proximity reader module - 125 kHz Proximity	EXT-CO-200-CY-xx-PR	.[Function]	.[Finish]	.[Cylinder]	\$1,498.00
CO-200, Proximity with keypad reader module - 125 kHz Proximity	EXT-CO-200-CY-xx-PRK	.[Function]	.[Finish]	.[Cylinder]	\$1,638.00
Mortise					
CO-100, Keypad only reader module	EXT-CO-100-MS-xx-KP	.[Function]	.[Finish]	.[Cylinder]	\$846.00
CO-200, Keypad only reader module	EXT-CO-200-MS-xx-KP	.[Function]	.[Finish]	.[Cylinder]	\$1,223.00
CO-200, Proximity reader module - 125 kHz Proximity	EXT-CO-200-MS-xx-PR	.[Function]	.[Finish]	.[Cylinder]	\$1,564.00
CO-200, Proximity with keypad reader module - 125 kHz Proximity	EXT-CO-200-MS-xx-PRK	.[Function]	.[Finish]	.[Cylinder]	\$1,696.00
Mortise Deadbolt					
CO-200, Keypad only reader module	EXT-CO-200-MD-40-KP	.[Function]	.[Finish]	.[Cylinder]	\$1,223.00
CO-200, Proximity reader module - 125 kHz Proximity	EXT-CO-200-MD-40-PR	.[Function]	.[Finish]	.[Cylinder]	\$1,564.00
CO-200, Proximity with keypad reader module - 125 kHz Proximity	EXT-CO-200-MD-40-PRK	.[Function]	.[Finish]	.[Cylinder]	\$1,696.00
Exit					
CO-100, Keypad only reader module	EXT-CO-100-993-xx-KP	.[Function]	.[Finish]	.[Cylinder]	\$782.00
CO-200, Keypad only reader module	EXT-CO-200-993-xx-KP	.[Function]	.[Finish]	.[Cylinder]	\$1,154.00
CO-200, Proximity reader module - 125 kHz Proximity	EXT-CO-200-993-xx-PR	.[Function]	.[Finish]	.[Cylinder]	\$1,498.00
CO-200, Proximity with keypad reader module - 125 kHz Proximity	EXT-CO-200-993-xx-PRK	.[Function]	.[Finish]	.[Cylinder]	\$1,638.00

Specify handing

KEYPAD MEMBRANE	Specify	Price
Keypad membrane	44487247	\$65.00

MAGNETIC SWIPE CLEANING CARDS	Specify	Price
Magnetic stripe cleaning cards	510310	\$66.00

ESCUTCHEONS		FINISHES		
Select by Chassis Type, Function		605, 606, 612, 619, 625, 626, 626AM, 643e		
Chassis type	Description	Specify		Price
		Part number	Finish	
Cylindrical	Interior escutcheon, non-privacy	23599327	.[Finish]	\$221.00
Cylindrical	Interior escutcheon, privacy	23599335	.[Finish]	\$270.00
Mortise	Interior escutcheon, non-privacy	23599327	.[Finish]	\$221.00
Mortise	Interior escutcheon, privacy	23599335	.[Finish]	\$270.00
Mortise Deadbolt	Interior escutcheon, non-privacy	23599343	.[Finish]	\$250.00
Mortise Deadbolt	Interior escutcheon, privacy	23599350	.[Finish]	\$270.00
Exit	Interior escutcheon, non-privacy with (4) screws	46929279	.[Finish]	\$95.00
Cylindrical	Exterior escutcheon, CO-100, KP (with 6 screws)	47260707	.[Finish]	\$380.00
Cylindrical	Exterior escutcheon, CO-200, KP (with 6 screws)	47260709	.[Finish]	\$337.00
Cylindrical	Exterior escutcheon, CO-200/250, PR/PRK/MS/MSK (with 6 screws, O-ring)	47260705	.[Finish]	\$209.00
Mortise	Exterior escutcheon, CO-100, KP (with 6 screws)	47260707	.[Finish]	\$380.00
Mortise	Exterior escutcheon, CO-200, KP (with 6 screws)	47260709	.[Finish]	\$337.00
Mortise	Exterior escutcheon, CO-200/250, PR/PRK/MS/MSK (with 6 screws, O-ring)	47260705	.[Finish]	\$209.00
Exit	Exterior escutcheon, CO-100, KP (with 6 screws)	47260708	.[Finish]	\$209.00
Exit	Exterior escutcheon, CO-200, KP (with 6 screws)	47260710	.[Finish]	\$337.00
Exit	Exterior escutcheon, CO-200/250, PR/PRK/MS/MSK (with 6 screws, O-ring)	47260706	.[Finish]	\$209.00

PARTS

USB COVER PLUG, 10-PIECE BULK PACK	Specify	Price
USB Cover plug (10-piece bulk pack)	46928719	\$42.00
USB Cover plug, exit (10-piece bulk pack)	47258550	\$42.00
Cable, USB, AD/CO, Exit	47253409	\$42.00

INTERIOR BASEPLATE GASKET			
Chassis type	Description	Specify	Price
Exit	Interior baseplate gasket	46928982	\$57.00

EXTERIOR GASKET KIT			
Select by Chassis Type			
Chassis type	Description	Specify	Price
Cylindrical	Exterior gasket kit (Includes exterior baseplate gasket, spindle cover seal, reader O-ring)	47260740	\$84.00
Mortise	Exterior gasket kit (Includes exterior baseplate gasket, spindle cover seal, reader O-ring)	47260740	\$84.00
Exit	Exterior gasket kit (Includes exterior baseplate gasket, spindle cover seal, reader O-ring)	47260741	\$84.00

INTERIOR BASEPLATE SUBASSEMBLY			
Select by Chassis Type			
Chassis type	Description	Specify	Price
Exit	Interior baseplate subassembly	23599251	\$55.00

INTERIOR BASEPLATE SPACER FOR SVR			
Chassis type	Description	Specify	Price
Exit	Interior baseplate spacer for SVR (with baseplate mounting screws, surface mount screws) Available door ranges: 1-3/8", 1-1/2", 1-5/8", 1-7/8", 2", 2-1/8", 2-1/4", 2-3/8", 2-1/2", 2-5/8", 2-3/4"	46929238-DOOR RANGE	\$79.00

INTERIOR MOUNTING PLATE			
Chassis type	Description	Specify	Price
Exit	Interior mounting plate (with screws)	23599244	\$68.00

INTERIOR SPRING CAGE			
Chassis type	Description	Specify	Price
Cylindrical	Interior spring cage (with screws)	47260717	\$81.00
Mortise	Interior spring cage (with screws)	47260717	\$81.00

EXIT DEVICE MOUNTING HARDWARE KIT		FINISHES			Price
		605, 606, 612, 619, 625, 626, 626AM, 643e			
Chassis type	Description	Specify			
		Part number	Device type	Finish Door thickness	
Exit	Exit device mounting hardware kit (upper mounting bolts, lower mounting sex-bolts, reader mounting bolts, finish washers, screws)	47260744	.[993R, 993S or 993M]	.[Finish] .[]	\$141.00

EXTERIOR SPRING CAGE (WITH SCREWS)				
Select by Chassis Type, Cylinder OEM, Cylinder Type, Cylinder Detail				
Chassis type	Description	Original part #	New part #	Price
Cylindrical	Schlage, KIL, P6/L	46928552	47258543	\$118.00
Cylindrical	Schlage, FSIC, R/J	46928552	47258543	\$118.00
Cylindrical	Schlage, SFIC, G/B	46928560	47258543	\$118.00
Cylindrical	Falcon, KIL, L-FA7 (7-pin)	23845969	47258543	\$118.00
Cylindrical	Corbin Russwin, FSIC, J-CO6 (6-pin)	46928586	47258543	\$118.00
Cylindrical	Corbin Russwin, FSIC, J-CO7 (7-pin)	23990674	47258543	\$118.00
Cylindrical	Sargent, KIL, L-SAR (6-pin)	46928578	47258543	\$118.00
Cylindrical	Sargent, FSIC, J-SAR (6-pin)	46928586	47258543	\$118.00

PARTS

EXTERIOR SPRING CAGE (WITH SCREWS)				
Select by Chassis Type, Cylinder OEM, Cylinder Type, Cylinder Detail				
Chassis type	Description	Original part #	New part #	Price
Cylindrical	Medeco, FSIC, J-MED (6-pin)	24281735	47258544	\$566.00
Cylindrical	Yale, FSIC, J-YA6 (6-pin)	46928644	47258544	\$566.00
Cylindrical	Yale, FSIC, J-YA7 (7-pin)	24281768	47258544	\$566.00
Mortise	Schlage, KIL, P6/L	46928602	47258543	\$118.00
Mortise	Schlage, FSIC, R/J	46928610	47258543	\$118.00
Mortise	Schlage, SFIC, G/B	46928560	47258543	\$118.00
Mortise	Falcon, KIL, L-FA7 (7-pin)	23845977	47258543	\$118.00
Mortise	Corbin Russwin, FSIC, J-CO6 (6-pin)	46928636	47258543	\$118.00
Mortise	Corbin Russwin, FSIC, J-CO7 (7-pin)	23988033	47258543	\$118.00
Mortise	Sargent, KIL, L-SAR (6-pin)	46928628	47258543	\$118.00
Mortise	Sargent, FSIC, J-SAR (6-pin)	46928636	47258543	\$118.00
Mortise	Medeco, FSIC, J-MED (6-pin)	24281735	47258544	\$566.00
Mortise	Yale, FSIC, J-YA6 (6-pin)	46928644	47258544	\$566.00
Mortise	Yale, FSIC, J-YA7 (7-pin)	24281768	47258544	\$566.00
Exit	Schlage, KIL, P6/L (Steel Levers)	46928651	47258545	\$287.00
Exit	Schlage, FSIC, R/J (Steel Levers)	46928553	47258545	\$287.00
Exit	Schlage, SFIC, G/B (Steel Levers)	46928669	47258545	\$287.00
Exit	Falcon, KIL, L-FA7 (7-pin) (Steel Levers) - Except ATH, BAT Lever Style	23779838	47258545	\$287.00
Exit	Corbin Russwin, FSIC, J-CO6 (6-pin) (Steel Levers)	46928693	47258545	\$287.00
Exit	Corbin Russwin, FSIC, J-CO7 (7-pin) (Steel Levers) - Except ATH, BAT Lever Style	23988017	47258545	\$287.00
Exit	Sargent, KIL, L-SAR (6-pin) (Steel Levers)	46928677	47258545	\$287.00
Exit	Sargent, FSIC, J-SAR (6-pin) (Steel Levers)	46928685	47258545	\$287.00
Exit	Medeco, FSIC, J-MED (6-pin)	24289902	47258546	\$568.00
Exit	Yale, FSIC, J-YA6 (6-pin) (Steel Levers)	46928701	47258546	\$568.00
Exit	Yale, FSIC, J-YA7 (7-pin)	24289928	47258546	\$568.00

EXTERIOR SPRING CAGE AND TAILPIECE KIT (FOR SCHLAGE), 10-PIECE BULK PACK				
Select by Chassis, Cylinder OEM, Cylinder Type, Cylinder Detail				
Chassis type	Description	Original part #	New part #	Price
Cylindrical	Schlage, KIL, P6/L	23593270	47259238	\$1,168.00
Cylindrical	Schlage, FSIC, R/J	23593288	47259239	\$1,169.00
Cylindrical	Schlage, SFIC, G/B	23593304	47259240	\$1,168.00
Mortise	Schlage, KIL, P6/L	23593346	47259238	\$1,168.00
Mortise	Schlage, FSIC, R/J	23593353	47259239	\$1,169.00
Mortise	Schlage, SFIC, G/B	23593304	47259240	\$1,168.00
Exit	Schlage, KIL, P6/L	23593271	47259249	\$1,168.00
Exit	Schlage, FSIC, R/J	23593272	47259250	\$3,889.00
Exit	Schlage, SFIC, G/B	23593437	47259248	\$2,087.00
Exit	Schlage, SFIC, G/B	23593510	47259248	\$2,087.00

EXTERIOR SPRING CAGE AND TAILPIECE KIT (FOR NON-SCHLAGE), SINGLE PIECE				
Select by Chassis Type, Cylinder OEM, Cylinder Type, Cylinder Detail				
Chassis type	Description	Original part #	New part #	Price
Cylindrical	Falcon, KIL, L-FA7 (7-pin)	23845985	47259244	\$141.00
Cylindrical	Corbin Russwin, FSIC, J-CO6 (6-pin)	23593320	47259242	\$613.00
Cylindrical	Corbin Russwin, FSIC, J-CO7 (7-pin)	23990666	47259242	\$613.00
Cylindrical	Sargent, KIL, L-SAR (6-pin)	23593312	47259241	\$572.00
Cylindrical	Sargent, FSIC, J-SAR (6-pin)	23593320	47259242	\$613.00

1. This part is shared with Schlage Mechanical and defaults to the Schlage Mechanical discount.

PARTS

EXTERIOR SPRING CAGE AND TAILPIECE KIT (FOR NON-SCHLAGE), SINGLE PIECE
 Select by Chassis Type, Cylinder OEM, Cylinder Type, Cylinder Detail

Chassis type	Description	Original part #	New part #	Price
Cylindrical	Medeco, FSIC, J-MED (6-pin)	24281792	47259245	\$645.00
Cylindrical	Yale, FSIC, J-YA6 (6-pin)	23593395	47259243	\$645.00
Cylindrical	Yale, FSIC, J-YA7 (7-pin)	24281826	47259246	\$566.00
Mortise	Falcon, KIL, L-FA7 (7-pin)	23845923	47259244	\$141.00
Mortise	Corbin Russwin, FSIC, J-CO6 (6-pin)	23593387	47259242	\$613.00
Mortise	Corbin Russwin, FSIC, J-CO7 (7-pin)	23988041	47259242	\$613.00
Mortise	Sargent, KIL, L-SAR (6-pin)	23593379	47259241	\$572.00
Mortise	Sargent, FSIC, J-SAR (6-pin)	23593387	47259242	\$613.00
Mortise	Medeco, FSIC, J-MED (6-pin)	24281792	47259245	\$645.00
Mortise	Yale, FSIC, J-YA6 (6-pin)	23593395	47259243	\$645.00
Mortise	Yale, FSIC, J-YA7 (7-pin)	24281826	47259246	\$566.00
Exit	Falcon, KIL, L-FA7 (7-pin)	23810872	47259254	\$148.00
Exit	Corbin Russwin, FSIC, J-CO6 (6-pin)	23593274	47259252	\$613.00
Exit	Corbin Russwin, FSIC, J-CO7 (7-pin) - Except ATH, 8AT Lever Styles	23988025	47259252	\$613.00
Exit	Sargent, KIL, L-SAR (6-pin)	23593273	47259251	\$572.00
Exit	Sargent, FSIC, J-SAR (6-pin)	23593274	47259252	\$613.00
Exit	Medeco, FSIC, J-MED (6-pin)	24289936	47259255	\$623.00
Exit	Yale, FSIC, J-YA6 (6-pin)	23593275	47259253	\$623.00
Exit	Yale, FSIC, J-YA7 (7-pin)	24289944	47259257	\$532.00

1. This part is shared with Schlage Mechanical and defaults to the Schlage Mechanical discount.

TAILPIECES
 Select by Chassis Type, Cylinder OEM, Cylinder Type, Cylinder Detail

Chassis type	Description	Original part #	New part #	Price
Cylindrical	Schlage, KIL, P6/L - Everest/Primus/Modular Cylinders ¹	C604-243	47258186	\$3.20
Cylindrical	Schlage, KIL, P6/L - Classic Cylinders ¹	C603-524	47258186	\$3.20
Cylindrical	Schlage, FSIC, J,R,T	23446339	23446339	\$9.00
Cylindrical	Falcon, KIL, L-FA7 (7-pin)	23779820	47258182	\$41.00
Cylindrical	Universal, SFIC, B/BDC	46929456	47258187	\$25.00
Cylindrical	Corbin Russwin, FSIC, J-CO6 (6-pin)	23433634	47258180	\$62.00
Cylindrical	Corbin Russwin, FSIC, J-CO7 (7-pin)	23854516	47258180	\$62.00
Cylindrical	Sargent, KIL, L-SAR (6-pin) - Compatible with 10L and 11L	23433626	47258179	\$10.00
Cylindrical	Sargent, FSIC, J-SAR (6-pin)	23433634	47258180	\$62.00
Cylindrical	Medeco, FSIC, J-MED (6-pin)	23810898	47258183	\$147.00
Cylindrical	Yale, FSIC, J-YA6 (6-pin) - Compatible with Medeco 31	23760366	47258181	\$80.00
Cylindrical	Yale, FSIC, J-YA7 (7-pin)	23929722	47258184	\$55.00
Cylindrical	Universal, SFIC, G/H	23446347	23446347	\$22.40
Cylindrical	Corbin Russwin, KIL L-CO6	-	47258185	\$25.00
Mortise	Schlage, KIL, P6/L - Everest/Primus/Modular Cylinders ¹	23538077	47258186	\$3.20
Mortise	Schlage, KIL, P6/L - Classic Cylinders ¹	23538085	47258186	\$3.20
Mortise	Schlage, FSIC, J,R,T	23446339	23446339	\$9.00
Mortise	Falcon, KIL, L-FA7 (7-pin)	23779820	47258182	\$41.00
Mortise	Universal, SFIC, B/BDC	46929456	47258187	\$25.00
Mortise	Corbin Russwin, FSIC, J-CO6 (6-pin)	23443435	47258180	\$62.00
Mortise	Corbin Russwin, FSIC, J-CO7 (7-pin)	23854516	47258180	\$62.00
Mortise	Sargent, KIL, L-SAR (6-pin) - Compatible with 10L and 11L	23443427	47258179	\$10.00
Mortise	Sargent, FSIC, J-SAR (6-pin)	23443435	47258180	\$62.00

1. This part is shared with Schlage Mechanical and defaults to the Schlage Mechanical discount.



PARTS

TAILPIECES				
Select by Chassis Type, Cylinder OEM, Cylinder Type, Cylinder Detail				
Chassis type	Description	Original part #	New part #	Price
Mortise	Medeco, FSIC, J-MED (6-pin)	23810898	47258183	\$147.00
Mortise	Yale, FSIC, J-YA6 (6-pin) - Compatible with Medeco 31	23760366	47258181	\$80.00
Mortise	Yale, FSIC, J-YA7 (7-pin)	23929722	47258184	\$55.00
Mortise	Universal, SFIC, G/H	23446347	23446347	\$22.40
Mortise	Corbin Russwin, KIL L-CO6	-	47258185	\$25.00
Exit	Schlage, KIL, P6/L - Everest/Primus/Modular Cylinders ¹	23538077	47258186	\$3.20
Exit	Schlage, KIL, P6/L - Classic Cylinders ¹	23538085	47258186	\$3.20
Exit	Schlage, FSIC, J,R,T	23446339	23446339	\$9.00
Exit	Falcon, KIL, L-FA7 (7-pin)	23779820	47258182	\$41.00
Exit	Universal, SFIC, B/BDC	46929456	47258187	\$25.00
Exit	Universal, SFIC, G/H	N523-091	23446347	\$22.40
Exit	Corbin Russwin, FSIC, J-CO6 (6-pin)	23443435	47258180	\$62.00
Exit	Corbin Russwin, FSIC, J-CO7 (7-pin)	23854516	47258180	\$62.00
Exit	Sargent, KIL, L-SAR (6-pin)	23443427	47258179	\$10.00
Exit	Sargent, FSIC, J-SAR (6-pin)	23443435	47258180	\$62.00
Exit	Medeco, FSIC, J-MED (6-pin)	23810898	47258183	\$147.00
Exit	Yale, FSIC, J-YA6 (6-pin) - Compatible with Medeco 31	23760366	47258181	\$80.00
Exit	Yale, FSIC, J-YA7 (7-pin)	23929722	47258184	\$55.00
Exit	Universal, SFIC, G/H	23446347	23446347	\$22.40
Exit	AD/CO, SFIC, B/BDC	09-774	47258187	\$25.00
Exit	Corbin Russwin, KIL L-CO6	-	47258185	\$25.00

1. This part is shared with Schlage Mechanical and defaults to the Schlage Mechanical discount.

TAILPIECE KIT (FOR EXTERIOR ESCUTCHEON INTO EXIT DEVICE)				
Chassis type	Description	Original part #	New part #	Price
Exit	Tailpiece kit (includes tailpiece, tailpiece guide, pine tree clip)	46929303	-	\$34.00

TAILPIECE KIT (FOR CO-993M EXIT DEVICES)				
Chassis type	Description	Quantity	Specify	Price
Mortise	993M, Exit tailpiece, kit - contains 1 unit only	1	48250384	\$26.00

TAILPIECE KIT, 10-PIECE BULK PACK				
Select by Chassis Type, Cylinder OEM, Cylinder Type, Cylinder Detail				
Chassis type	Description	Original part #	New part #	Price
Cylindrical	Schlage, KIL, P6/L - Classic Cylinders	09-418	09-418	\$23.00
Cylindrical	Schlage, KIL, P6/L - Everest/Primus/Modular Cylinders	09-417	09-417	\$23.00
Cylindrical	Falcon, KIL, P6/L	23790611	23790611	\$38.00
Mortise	Schlage, KIL, P6/L - Classic Cylinders	46928768	09-418	\$23.00
Mortise	Schlage, KIL, P6/L - Everest/Primus/Modular Cylinders	46928776	09-417	\$23.00
Mortise	Falcon, KIL, P6/L	-	23790611	\$38.00
Exit	Schlage, KIL, P6/L - Classic Cylinders	46928768	09-418	\$23.00
Exit	Schlage, KIL, P6/L - Everest/Primus/Modular Cylinders	46928776	09-417	\$23.00
Exit	Falcon, KIL, P6/L	-	23790611	\$38.00

CYLINDERS			
Select by Chassis Type, Cylinder Mechanism, Cylinder Type, Cylinder Detail			
Chassis type	Description	Specify	Price
Cylindrical	Classic, KIL, P6 (Only ATH, 8AT Lever Styles) ¹	23-013	\$103.00
Cylindrical	Classic, FSIC, R (Open)	23-030	\$115.00

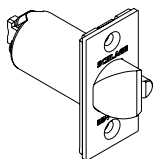
1. This part is shared with Schlage Mechanical and defaults to the Schlage Mechanical discount.

XE360™ SERIES
SCHLAGE CONTROL®
LE LOCK
NDE LOCK
AD SERIES NETWORKED
AD SERIES STANDALONE
AD SERIES PARTS
CO SERIES STANDALONE
CO SERIES PARTS

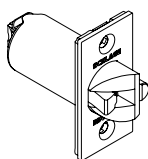
PARTS

CYLINDERS			
Select by Chassis Type, Cylinder Mechanism, Cylinder Type, Cylinder Detail			
Chassis type	Description	Specify	Price
Cylindrical	Classic, FSIC, R (Restricted)	23-030	\$149.00
Cylindrical	Primus, KIL, P6 (Only ATH, 8AT Lever Styles)	20-750	\$222.00
Cylindrical	Primus, FSIC, R	20-740	\$235.00
Cylindrical	Primus UL, KIL, P6 (Only ATH, 8AT Lever Styles)	20-550	\$289.00
Cylindrical	Primus XP, KIL, P6 (Only ATH, 8AT Lever Styles)	20-750-XP	\$222.00
Cylindrical	Primus XP, FSIC, R	20-740-XP	\$235.00
Cylindrical	Primus UL XP, KIL, P6 (Only ATH, 8AT Lever Styles)	20-550-XP	\$289.00
Mortise	Classic, KIL, P6 (Except ATH, 8AT Lever Styles) (Open) ¹	23-118	\$103.00
Mortise	Classic, KIL, P6 (Except ATH, 8AT Lever Styles) (Restricted)	23-118	\$137.00
Mortise	Classic, FSIC, R (Open)	23-030	\$115.00
Mortise	Primus, KIL, P6 (Except ATH, 8AT Lever Styles)	20-854	\$222.00
Mortise	Primus, FSIC, R	20-740	\$235.00
Mortise	Primus UL, KIL, P6 (Except ATH, 8AT Lever Styles)	20-554	\$289.00
Mortise	Primus XP, KIL, P6 (Except ATH, 8AT Lever Styles)	20-854-XP	\$222.00
Mortise	Primus XP, FSIC, R	20-740-XP	\$235.00
Mortise	Primus UL XP, KIL, P6 (Except ATH, 8AT Lever Styles)	20-554-XP	\$289.00
Exit	Classic, KIL, P6 (Except ATH, 8AT Lever Styles) (Open) ¹	23-118	\$103.00
Exit	Classic, KIL, P6 (Except ATH, 8AT Lever Styles) (Restricted)	23-118	\$137.00
Exit	Classic, KIL, P6 (Only ATH, 8AT Lever Styles) ¹	23-013	\$103.00
Exit	Classic, FSIC, R (Open)	23-030	\$115.00
Exit	Classic, FSIC, R (Restricted)	23-030	\$149.00
Exit	Primus, KIL, P6 (Except ATH, 8AT Lever Styles)	20-854	\$222.00
Exit	Primus, KIL, P6 (Only ATH, 8AT Lever Styles)	20-750	\$222.00
Exit	Primus, FSIC, R	20-740	\$235.00
Exit	Primus UL, KIL, P6 (Except ATH, 8AT Lever Styles)	20-554	\$289.00
Exit	Primus UL, KIL, P6 (Only ATH, 8AT Lever Styles)	20-550	\$289.00
Exit	Primus XP, KIL, P6 (Except ATH, 8AT Lever Styles)	20-854-XP	\$222.00
Exit	Primus XP, KIL, P6 (Only ATH, 8AT Lever Styles)	20-750-XP	\$222.00
Exit	Primus XP, FSIC, R	20-740-XP	\$235.00
Exit	Primus UL XP, KIL, P6 (Except ATH, 8AT Lever Styles)	20-554-XP	\$289.00
Exit	Primus UL XP, KIL, P6 (Only ATH, 8AT Lever Styles)	20-550-XP	\$289.00

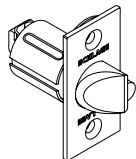
1. This part is shared with Schlage Mechanical and defaults to the Schlage Mechanical discount.



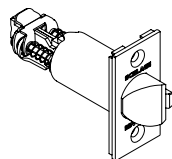
13-247



14-049



14-051



14-050

Description	Backset	FINISHES		
		605, 606, 612, 619, 625, 626, 643e		
		Specify		Price each
Part number	Finish			
Square corner, 1-1/8" x 2-1/4"	2-3/4"	13-247	.[Finish]	\$142.00
Anti-friction fire door latch, Square corner, 1-1/8" x 2-1/4", 3/4" throw	2-3/4"	14-049	.[Finish]	\$598.00
Square corner, 1-1/8" x 2-1/4"	2-3/8"	14-051	.[Finish]	\$195.00
Square corner, 1-1/8" x 2-1/4"	3-3/4"	14-050	.[Finish]	\$177.00

PARTS

INTERIOR LEVER (CLOSED)				FINISHES 605, 606, 612, 619, 625, 626, 626AM, 643e		
Description	Style options	Original part #	New part #	Specify		Price
				Lever design	Finish	
Inside lever, closed	ATH (Athens) RHO (Rhodes) SPA (Sparta) TLR (Tubular)	03-030	03-230	.[Lever]	.[Finish]	\$223.00

EXTERIOR LEVER (LESS CYLINDER) Select by Chassis Type, Cylinder OEM, Cylinder Type, Cylinder Detail				FINISHES 605, 606, 612, 619, 625, 626, 626AM, 643e		
Chassis type	Description	Original part #	New part #	Specify		Price
				Lever design	Finish	
Cylindrical	Schlage, KIL, P6/L	03-031	03-231	.[Lever]	.[Finish]	\$223.00
Cylindrical	Schlage, FSIC, R/J	03-032	03-232	.[Lever]	.[Finish]	\$223.00
Cylindrical	Schlage, SFIC, G/B	03-000	03-200	.[Lever]	.[Finish]	\$223.00
Cylindrical	Falcon, KIL, L-FA7 (7-pin) Standard	23779739	03-280	.RHO	.[Finish]	\$244.00
Cylindrical	Falcon, KIL, L-FA7 (7-pin) Standard	23779762	03-280	.SPA	.[Finish]	\$244.00
Cylindrical	Falcon, KIL, L-FA7 (7-pin) Knurled	23779747	03-280	.8RO	.[Finish]	\$321.00
Cylindrical	Falcon, KIL, L-FA7 (7-pin) Knurled	23779770	03-280	.8SP	.[Finish]	\$321.00
Cylindrical	Corbin Russwin, FSIC, J-CO6 (6-pin)	03-066	03-266	.[Lever]	.[Finish]	\$415.00
Cylindrical	Corbin Russwin, FSIC, J-CO7 (7-pin) Standard	23854524	03-235	.RHO	.[Finish]	\$415.00
Cylindrical	Corbin Russwin, FSIC, J-CO7 (7-pin) Standard	23854540	03-235	.SPA	.[Finish]	\$415.00
Cylindrical	Corbin Russwin, FSIC, J-CO7 (7-pin) Standard	23854565	03-235	.TLR	.[Finish]	\$415.00
Cylindrical	Corbin Russwin, FSIC, J-CO7 (7-pin) Knurled	23854532	03-235	.8RO	.[Finish]	\$492.00
Cylindrical	Corbin Russwin, FSIC, J-CO7 (7-pin) Knurled	23854557	03-235	.8SP	.[Finish]	\$492.00
Cylindrical	Corbin Russwin, FSIC, J-CO7 (7-pin) Knurled	23854573	03-235	.8TR	.[Finish]	\$492.00
Cylindrical	Sargent, KIL, L-SAR (6-pin)	03-044	03-244	.[Lever]	.[Finish]	\$415.00
Cylindrical	Sargent, FSIC, J-SAR (6-pin)	03-077	03-277	.[Lever]	.[Finish]	\$415.00
Cylindrical	Medeco, FSIC, J-MED (6-pin)	09-388	03-237	.[Lever]	.[Finish]	\$415.00
Cylindrical	Yale, FSIC, J-YA6 (6-pin)	09-355	03-255	.[Lever]	.[Finish]	\$415.00
Cylindrical	Yale, FSIC, J-YA7 (7-pin)	09-399	03-236	.[Lever]	.[Finish]	\$415.00
Cylindrical	Corbin Russwin, KIL, L-CO6 (6-pin)	-	03-234	.[Lever]	.[Finish]	\$415.00
Mortise	Schlage, KIL, P6/L	09-331	03-231	.[Lever]	.[Finish]	\$223.00
Mortise	Schlage, FSIC, R/J	09-332	03-232	.[Lever]	.[Finish]	\$223.00
Mortise	Schlage, SFIC, G/B	03-000	03-200	.[Lever]	.[Finish]	\$223.00
Mortise	Falcon, KIL, L-FA7 (7-pin)	09-331	03-280	.[Lever]	.[Finish]	\$244.00
Mortise	Corbin Russwin, FSIC, J-CO6 (6-pin)	09-366	03-266	.[Lever]	.[Finish]	\$415.00
Mortise	Corbin Russwin, FSIC, J-CO7 (7-pin)	09-366	03-235	.[Lever]	.[Finish]	\$415.00
Mortise	Sargent, KIL, L-SAR (6-pin)	09-344	03-244	.[Lever]	.[Finish]	\$415.00
Mortise	Sargent, FSIC, J-SAR (6-pin)	09-377	03-277	.[Lever]	.[Finish]	\$415.00
Mortise	Medeco, FSIC, J-MED (6-pin)	09-388	03-237	.[Lever]	.[Finish]	\$415.00
Mortise	Yale, FSIC, J-YA6 (6-pin)	09-355	03-255	.[Lever]	.[Finish]	\$415.00
Mortise	Yale, FSIC, J-YA7 (7-pin)	09-399	03-236	.[Lever]	.[Finish]	\$415.00
Mortise	Corbin Russwin, KIL, L-CO6 (6-pin)	-	03-234	.[Lever]	.[Finish]	\$415.00
Exit	Schlage, KIL, P6/L	03-331	03-231	.[Lever]	.[Finish]	\$223.00
Exit	Schlage, FSIC, R/J	03-332	03-232	.[Lever]	.[Finish]	\$223.00
Exit	Schlage, SFIC, G/B	03-300	03-200	.[Lever]	.[Finish]	\$223.00
Exit	Falcon, KIL, L-FA7 (7-pin)	03-331	03-280	.[Lever]	.[Finish]	\$244.00
Exit	Corbin Russwin, FSIC, J-CO6 (6-pin)	03-366	03-266	.[Lever]	.[Finish]	\$415.00
Exit	Corbin Russwin, FSIC, J-CO7 (7-pin)	03-366	03-235	.[Lever]	.[Finish]	\$415.00
Exit	Sargent, KIL, L-SAR (6-pin)	03-344	03-244	.[Lever]	.[Finish]	\$415.00

PARTS

EXTERIOR LEVER (LESS CYLINDER) Select by Chassis Type, Cylinder OEM, Cylinder Type, Cylinder Detail				FINISHES 605, 606, 612, 619, 625, 626, 626AM, 643e		
Chassis type	Description	Original part #	New part #	Specify		Price
				Lever design	Finish	
Exit	Sargent, FSIC, J-SAR (6-pin)	03-377	03-277	.[Lever]	.[Finish]	\$415.00
Exit	Medeco, FSIC, J-MED (6-pin)	03-388	03-237	.[Lever]	.[Finish]	\$415.00
Exit	Yale, FSIC, J-YA6 (6-pin)	03-355	03-255	.[Lever]	.[Finish]	\$415.00
Exit	Yale, FSIC, J-YA7 (7-pin)	03-399	03-236	.[Lever]	.[Finish]	\$415.00
Exit	Corbin Russwin, KIL, L-CO6 (6-pin)	-	03-234	.[Lever]	.[Finish]	\$415.00

EXTERIOR LEVER (LESS CYLINDER) - NEW LEVER OPTIONS Select by Chassis Type, Cylinder OEM, Cylinder Type, Cylinder Detail				FINISHES 605, 606, 612, 619, 625, 626, 626AM, 643e		
Chassis type	Description	Original part #	New part #	Specify		Price
				Lever design	Finish	
Cylindrical	Boardwalk - Closed	-	47258044	.BRK	.[Finish]	\$223.00
Cylindrical	Boardwalk - J	-	47258052	.BRK	.[Finish]	\$223.00
Cylindrical	Boardwalk - P6/L	-	47258048	.BRK	.[Finish]	\$223.00
Cylindrical	Boardwalk - BDC/B/G/H	-	47258040	.BRK	.[Finish]	\$223.00
Cylindrical	Broadway - Closed	-	47258043	.BRW	.[Finish]	\$223.00
Cylindrical	Broadway - J	-	47258051	.BRW	.[Finish]	\$223.00
Cylindrical	Broadway - P6/L	-	47258047	.BRW	.[Finish]	\$223.00
Cylindrical	Broadway - BDC/B/G/H	-	47258039	.BRW	.[Finish]	\$223.00
Cylindrical	Latitude - Closed	-	47258045	.LAT	.[Finish]	\$223.00
Cylindrical	Latitude - J	-	47258053	.LAT	.[Finish]	\$223.00
Cylindrical	Latitude - P6/L	-	47258049	.LAT	.[Finish]	\$223.00
Cylindrical	Latitude - BDC/B/G/H	-	47258041	.LAT	.[Finish]	\$223.00
Cylindrical	Longitude - Closed	-	47258046	.LON	.[Finish]	\$223.00
Cylindrical	Longitude - J	-	47258054	.LON	.[Finish]	\$223.00
Cylindrical	Longitude - P6/L	-	47258050	.LON	.[Finish]	\$223.00
Cylindrical	Longitude - BDC/B/G/H	-	47258042	.LON	.[Finish]	\$223.00
Cylindrical	Boardwalk (Tactile) - Closed	-	47260554	.8BK	.[Finish]	\$300.00
Cylindrical	Boardwalk (Tactile) - J	-	47260546	.8BK	.[Finish]	\$300.00
Cylindrical	Boardwalk (Tactile) - P6/L	-	47260550	.8BK	.[Finish]	\$300.00
Cylindrical	Boardwalk (Tactile) - BDC/B/G/H	-	47260538	.8BK	.[Finish]	\$300.00
Cylindrical	Broadway (Tactile) - Closed	-	47260553	.8BY	.[Finish]	\$300.00
Cylindrical	Broadway (Tactile) - J	-	47260545	.8BY	.[Finish]	\$300.00
Cylindrical	Broadway (Tactile) - P6/L	-	47260549	.8BY	.[Finish]	\$300.00
Cylindrical	Broadway (Tactile) - BDC/B/G/H	-	47260537	.8BY	.[Finish]	\$300.00
Cylindrical	Latitude (Tactile) - Closed	-	47260555	.8LT	.[Finish]	\$300.00
Cylindrical	Latitude (Tactile) - J	-	47260547	.8LT	.[Finish]	\$300.00
Cylindrical	Latitude (Tactile) - P6/L	-	47260551	.8LT	.[Finish]	\$300.00
Cylindrical	Latitude (Tactile) - BDC/B/G/H	-	47260539	.8LT	.[Finish]	\$300.00
Cylindrical	Longitude (Tactile) - Closed	-	47260556	.8LN	.[Finish]	\$300.00
Cylindrical	Longitude (Tactile) - J	-	47260548	.8LN	.[Finish]	\$300.00
Cylindrical	Longitude (Tactile) - P6/L	-	47260552	.8LN	.[Finish]	\$300.00
Cylindrical	Longitude (Tactile) - BDC/B/G/H	-	47260540	.8LN	.[Finish]	\$300.00
Mortise	Boardwalk - Closed	-	47258044	.BRK	.[Finish]	\$223.00
Mortise	Boardwalk - J	-	47258052	.BRK	.[Finish]	\$223.00
Mortise	Boardwalk - P6/L	-	47258048	.BRK	.[Finish]	\$223.00
Mortise	Boardwalk - BDC/B/G/H	-	47258040	.BRK	.[Finish]	\$223.00
Mortise	Broadway - Closed	-	47258043	.BRW	.[Finish]	\$223.00

CREDENTIALS
READERS
SOFTWARE
CONTROLLERS
READER CONTROLLERS
ELECTRONIC LOCKS
ELECTROMAGNETIC LOCKS
POWER SUPPLIES
ACCESS CONTROL
SYSTEM ACCESSORIES
MISC



PARTS

EXTERIOR LEVER (LESS CYLINDER) - NEW LEVER OPTIONS				FINISHES		
Select by Chassis Type, Cylinder OEM, Cylinder Type, Cylinder Detail				605, 606, 612, 619, 625, 626, 626AM, 643e		
Chassis type	Description	Original part #	New part #	Specify		Price
				Lever design	Finish	
Mortise	Broadway - J	-	47258051	.BRW	.[Finish]	\$223.00
Mortise	Broadway - P6/L	-	47258047	.BRW	.[Finish]	\$223.00
Mortise	Broadway - BDC/B/G/H	-	47258039	.BRW	.[Finish]	\$223.00
Mortise	Latitude - Closed	-	47258045	.LAT	.[Finish]	\$223.00
Mortise	Latitude - J	-	47258053	.LAT	.[Finish]	\$223.00
Mortise	Latitude - P6/L	-	47258049	.LAT	.[Finish]	\$223.00
Mortise	Latitude - BDC/B/G/H	-	47258041	.LAT	.[Finish]	\$223.00
Mortise	Longitude - Closed	-	47258046	.LON	.[Finish]	\$223.00
Mortise	Longitude - J	-	47258054	.LON	.[Finish]	\$223.00
Mortise	Longitude - P6/L	-	47258050	.LON	.[Finish]	\$223.00
Mortise	Longitude - BDC/B/G/H	-	47258042	.LON	.[Finish]	\$223.00
Mortise	Boardwalk (Tactile) - Closed	-	47260554	.8BK	.[Finish]	\$300.00
Mortise	Boardwalk (Tactile) - J	-	47260546	.8BK	.[Finish]	\$300.00
Mortise	Boardwalk (Tactile) - P6/L	-	47260550	.8BK	.[Finish]	\$300.00
Mortise	Boardwalk (Tactile) - BDC/B/G/H	-	47260538	.8BK	.[Finish]	\$300.00
Mortise	Broadway (Tactile) - Closed	-	47260553	.8BY	.[Finish]	\$300.00
Mortise	Broadway (Tactile) - J	-	47260545	.8BY	.[Finish]	\$300.00
Mortise	Broadway (Tactile) - P6/L	-	47260549	.8BY	.[Finish]	\$300.00
Mortise	Broadway (Tactile) - BDC/B/G/H	-	47260537	.8BY	.[Finish]	\$300.00
Mortise	Latitude (Tactile) - Closed	-	47260555	.8LT	.[Finish]	\$300.00
Mortise	Latitude (Tactile) - J	-	47260547	.8LT	.[Finish]	\$300.00
Mortise	Latitude (Tactile) - P6/L	-	47260551	.8LT	.[Finish]	\$300.00
Mortise	Latitude (Tactile) - BDC/B/G/H	-	47260539	.8LT	.[Finish]	\$300.00
Mortise	Longitude (Tactile) - Closed	-	47260556	.8LN	.[Finish]	\$300.00
Mortise	Longitude (Tactile) - J	-	47260548	.8LN	.[Finish]	\$300.00
Mortise	Longitude (Tactile) - P6/L	-	47260552	.8LN	.[Finish]	\$300.00
Mortise	Longitude (Tactile) - BDC/B/G/H	-	47260540	.8LN	.[Finish]	\$300.00
Exit	Boardwalk - Closed	-	47258044	.BRK	.[Finish]	\$223.00
Exit	Boardwalk - J	-	47258052	.BRK	.[Finish]	\$223.00
Exit	Boardwalk - P6/L	-	47258048	.BRK	.[Finish]	\$223.00
Exit	Boardwalk - BDC/B/G/H	-	47258040	.BRK	.[Finish]	\$223.00
Exit	Broadway - Closed	-	47258043	.BRW	.[Finish]	\$223.00
Exit	Broadway - J	-	47258051	.BRW	.[Finish]	\$223.00
Exit	Broadway - P6/L	-	47258047	.BRW	.[Finish]	\$223.00
Exit	Broadway - BDC/B/G/H	-	47258039	.BRW	.[Finish]	\$223.00
Exit	Latitude - Closed	-	47258045	.LAT	.[Finish]	\$223.00
Exit	Latitude - J	-	47258053	.LAT	.[Finish]	\$223.00
Exit	Latitude - P6/L	-	47258049	.LAT	.[Finish]	\$223.00
Exit	Latitude - BDC/B/G/H	-	47258041	.LAT	.[Finish]	\$223.00
Exit	Longitude - Closed	-	47258046	.LON	.[Finish]	\$223.00
Exit	Longitude - J	-	47258054	.LON	.[Finish]	\$223.00
Exit	Longitude - P6/L	-	47258050	.LON	.[Finish]	\$223.00
Exit	Longitude - BDC/B/G/H	-	47258042	.LON	.[Finish]	\$223.00
Exit	Boardwalk (Tactile) - Closed	-	47260554	.8BK	.[Finish]	\$300.00
Exit	Boardwalk (Tactile) - J	-	47260546	.8BK	.[Finish]	\$300.00
Exit	Boardwalk (Tactile) - P6/L	-	47260550	.8BK	.[Finish]	\$300.00
Exit	Boardwalk (Tactile) - BDC/B/G/H	-	47260538	.8BK	.[Finish]	\$300.00

XE360™ SERIES
 SCHLAGE CONTROL®
 LE LOCK
 NDE LOCK
 AD SERIES NETWORKED
 AD SERIES STANDALONE
 AD SERIES PARTS
 CO SERIES STANDALONE
 CO SERIES PARTS

PARTS

EXTERIOR LEVER (LESS CYLINDER) - NEW LEVER OPTIONS Select by Chassis Type, Cylinder OEM, Cylinder Type, Cylinder Detail				FINISHES 605, 606, 612, 619, 625, 626, 626AM, 643e		
Chassis type	Description	Original part #	New part #	Specify		Price
				Lever design	Finish	
Exit	Broadway (Tactile) - Closed	-	47260553	.8BY	.[Finish]	\$300.00
Exit	Broadway (Tactile) - J	-	47260545	.8BY	.[Finish]	\$300.00
Exit	Broadway (Tactile) - P6/L	-	47260549	.8BY	.[Finish]	\$300.00
Exit	Broadway (Tactile) - BDC/B/G/H	-	47260537	.8BY	.[Finish]	\$300.00
Exit	Latitude (Tactile) - Closed	-	47260555	.8LT	.[Finish]	\$300.00
Exit	Latitude (Tactile) - J	-	47260547	.8LT	.[Finish]	\$300.00
Exit	Latitude (Tactile) - P6/L	-	47260551	.8LT	.[Finish]	\$300.00
Exit	Latitude (Tactile) - BDC/B/G/H	-	47260539	.8LT	.[Finish]	\$300.00
Exit	Longitude (Tactile) - Closed	-	47260556	.8LN	.[Finish]	\$300.00
Exit	Longitude (Tactile) - J	-	47260548	.8LN	.[Finish]	\$300.00
Exit	Longitude (Tactile) - P6/L	-	47260552	.8LN	.[Finish]	\$300.00
Exit	Longitude (Tactile) - BDC/B/G/H	-	47260540	.8LN	.[Finish]	\$300.00

EXTERIOR LEVER (LESS CYLINDER), 10-PIECE BULK PACK (Select by Chassis Type, Cylinder OEM, Cylinder Type, Cylinder Detail)				FINISHES 605, 606, 612, 619, 625, 626, 626AM, 643e		
Chassis type	Description	Original part #	New part #	Specify		Price
				Lever design	Finish	
Cylindrical	Schlage, KIL, P6/L ¹	K103-031	K103-681	.[Lever]	.[Finish]	\$1,768.00
Cylindrical	Schlage, FSIC, R/J ¹	K103-032	K103-682	.[Lever]	.[Finish]	\$2,106.00
Cylindrical	Schlage, SFIC, G/B ¹	K103-000	K103-680	.[Lever]	.[Finish]	\$2,106.00
Cylindrical	Falcon, KIL, L-FA7 (7-pin)	-	K103-689	.[Lever]	.[Finish]	\$3,377.00
Cylindrical	Sargent, KIL, L-SAR (6-pin) ¹	K103-044	K103-683	.[Lever]	.[Finish]	\$4,196.00
Cylindrical	Sargent, FSIC, J-SAR (6-pin) ¹	K103-077	K103-685	.[Lever]	.[Finish]	\$4,152.00
Cylindrical	Medeco, FSIC, J-MED (6-pin) ¹	K109-388	K103-687	.[Lever]	.[Finish]	\$4,202.00
Cylindrical	Yale, FSIC, J-YA6 (6-pin) ¹	K103-055	K103-686	.[Lever]	.[Finish]	\$4,202.00
Cylindrical	Yale, FSIC, J-YA7 (7-pin) ¹	K109-399	K103-688	.[Lever]	.[Finish]	\$4,202.00
Cylindrical	Corbin Russwin, FSIC, J-CO6 (6-pin) ¹	K103-066	K103-684	.[Lever]	.[Finish]	\$3,280.00
Cylindrical	Corbin Russwin, FSIC, J-CO7 (7-pin)	23991086	K103-690	.RHO	.[Finish]	\$3,377.00
Cylindrical	Corbin Russwin, FSIC, J-CO7 (7-pin)	23991094	K103-690	.SPA	.[Finish]	\$3,377.00
Cylindrical	Corbin Russwin, FSIC, J-CO7 (7-pin)	23991102	K103-690	.TLR	.[Finish]	\$3,377.00
Cylindrical	Corbin Russwin, FSIC, J-CO7 (7-pin)	23991110	K103-690	.8RO	.[Finish]	\$4,147.00
Cylindrical	Corbin Russwin, FSIC, J-CO7 (7-pin)	23991128	K103-690	.8SP	.[Finish]	\$4,147.00
Cylindrical	Corbin Russwin, FSIC, J-CO7 (7-pin)	23991136	K103-690	.8TR	.[Finish]	\$4,147.00
Mortise	Schlage, KIL, P6/L ¹	K109-331	K103-681	.[Lever]	.[Finish]	\$1,768.00
Mortise	Schlage, FSIC, R/J ¹	K109-332	K103-682	.[Lever]	.[Finish]	\$2,106.00
Mortise	Schlage, SFIC, G/B ¹	K103-000	K103-680	.[Lever]	.[Finish]	\$2,106.00
Mortise	Falcon, KIL, L-FA7 (7-pin)	K109-331	K103-689	.[Lever]	.[Finish]	\$3,377.00
Mortise	Sargent, KIL, L-SAR (6-pin) ¹	K109-344	K103-683	.[Lever]	.[Finish]	\$4,196.00
Mortise	Sargent, FSIC, J-SAR (6-pin) ¹	K109-377	K103-685	.[Lever]	.[Finish]	\$4,152.00
Mortise	Medeco, FSIC, J-MED (6-pin) ¹	K109-388	K103-687	.[Lever]	.[Finish]	\$4,202.00
Mortise	Yale, FSIC, J-YA6 (6-pin) ¹	K109-355	K103-686	.[Lever]	.[Finish]	\$4,202.00
Mortise	Yale, FSIC, J-YA7 (7-pin) ¹	K109-399	K103-688	.[Lever]	.[Finish]	\$4,202.00
Mortise	Corbin Russwin, FSIC, J-CO6 (6-pin) ¹	K109-366	K103-684	.[Lever]	.[Finish]	\$3,280.00
Mortise	Corbin Russwin, FSIC, J-CO7 (7-pin)	K109-366	K103-690	.[Lever]	.[Finish]	\$3,377.00
Exit	Schlage, KIL, P6/L ¹	K103-331	K103-681	.[Lever]	.[Finish]	\$1,768.00
Exit	Schlage, FSIC, R/J ¹	K103-332	K103-682	.[Lever]	.[Finish]	\$2,106.00
Exit	Schlage, SFIC, G/B ¹	K103-000	K103-680	.[Lever]	.[Finish]	\$2,106.00

1. This part is shared with Schlage Mechanical and defaults to the Schlage Mechanical discount.

CREDENTIALS
READERS
SOFTWARE
READER CONTROLLERS
ELECTRONIC LOCKS
ELECTROMAGNETIC LOCKS
POWER SUPPLIES
VON DUPRIN ACCESS CONTROL
SYSTEM ACCESSORIES
MISC

PARTS

EXTERIOR LEVER (LESS CYLINDER), 10-PIECE BULK PACK (Select by Chassis Type, Cylinder OEM, Cylinder Type, Cylinder Detail)				FINISHES 605, 606, 612, 619, 625, 626, 626AM, 643e		
Chassis type	Description	Original part #	New part #	Specify		Price
				Lever design	Finish	
Exit	Falcon, KIL, L-FA7 (7-pin)	K103-331	K103-689	.[Lever]	.[Finish]	\$3,377.00
Exit	Sargent, KIL, L-SAR (6-pin) ¹	K103-344	K103-683	.[Lever]	.[Finish]	\$4,196.00
Exit	Sargent, FSIC, J-SAR (6-pin) ¹	K103-377	K103-685	.[Lever]	.[Finish]	\$4,152.00
Exit	Medeco, FSIC, J-MED (6-pin)	K103-388	K103-687	.[Lever]	.[Finish]	\$4,202.00
Exit	Yale, FSIC, J-YA6 (6-pin) ¹	K103-355	K103-686	.[Lever]	.[Finish]	\$4,202.00
Exit	Yale, FSIC, J-YA7 (7-pin) ¹	K103-399	K103-688	.[Lever]	.[Finish]	\$4,202.00
Exit	Corbin Russwin, FSIC, J-CO6 (6-pin)	K103-366	K103-684	.[Lever]	.[Finish]	\$3,280.00
Exit	Corbin Russwin, FSIC, J-CO7 (7-pin)	K103-366	K103-690	.[Lever]	.[Finish]	\$3,377.00

1. This part is shared with Schlage Mechanical and defaults to the Schlage Mechanical discount.

INTERIOR ROSE		FINISHES 605, 606, 612, 613, 619, 625, 626, 626AM, 643e		
Description	Specify		Price	
	Part number	Finish		
Interior rose (626 finish)	03-042-RHO	-	\$171.00	
Interior rose (605/606/612/619/625/643e finishes)	03-042-RHO	-	\$171.00	
Interior rose (613 finish)	03-042-RHO	-	\$171.00	

DEADBOLT THUMBTURN ASSEMBLY (WITH E-CLIP)		FINISHES 605, 606, 612, 619, 625, 626, 626AM, 643e		
Description	Specify		Price	
	Part number	Finish		
Deadbolt thumb turn assembly (with E-clip)	46929113	.[Finish]	\$57.00	

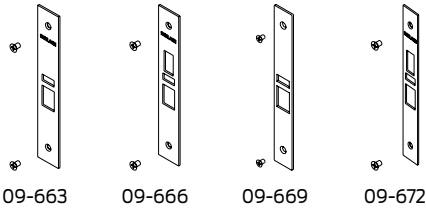
LOCK RETRACTOR Select by Chassis Type, Chassis Thickness			
Chassis type	Description	Specify	Price
Cylindrical	Retractor	46928800	\$566.00
Mortise case	1-1/16" Narrow - (door thicknesses 1-3/8" to 1-5/8")	46928818	\$725.00
Mortise case	1-1/4" Standard - (door thicknesses 1-3/4" to 2-3/4")	46928826	\$725.00
Mortise case	1-1/16" Narrow - (door thicknesses 1-3/8" to 1-5/8")	46928834	\$917.00
Mortise case with deadbolt	1-1/4" Standard - (door thicknesses 1-3/4" to 2-3/4")	46928842	\$917.00

SPINDLE AND HUB KIT Select by Chassis Type			
Chassis type	Description	Specify	Price
Exit	Exit spindle and hub kit (Includes spindle, spindle cover, spindle hub, tailpiece, twisted tailpiece, tailpiece spring, pine tree clip, screw)	46929295	\$70.00

SPINDLE SPRING		Specify	Price
Inside spindle spring (25 pack)		47256978	\$130.00

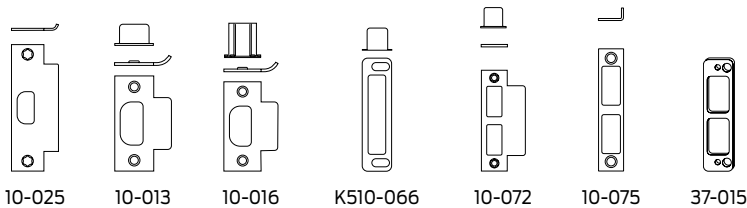
HUB, 10-PIECE BULK PACK Select by Chassis Type			
Chassis type	Description	Specify	Price
Cylindrical	Hub (10-piece bulk pack)	23599228	\$257.00
Mortise	Hub (10-piece bulk pack)	23599228	\$257.00

PARTS



MORTISE ARMOR FRONTS select by Width, Door Thickness		FINISHES 605, 606, 612, 619, 625, 626, 626AM, 643e	
1-1/4" Wide (Standard armor size for 1-3/4" and larger door thicknesses)			
Description	Specify		Price
	Part number	Finish	
Latch x auxiliary latch ¹	09-663	.[Finish]	\$61.00
Latch x auxiliary latch x deadbolt ¹	09-666	.[Finish]	\$61.00
1-1/16" Wide (armor size for doors thinner than 1-3/4", including 1-3/8" doors)			
Description	Specify		Price
	Part number	Finish	
Latch x auxiliary latch ¹	09-669	.[Finish]	\$61.00
Latch x auxiliary latch x deadbolt ¹	09-672	.[Finish]	\$61.00

- This part is shared with Schlage Mechanical and defaults to the Schlage Mechanical discount.
- Use with fire door latch.



STRIKE PLATES select by Chassis Type			FINISHES 605, 606, 612, 619, 625, 626, 626AM, 643e			
Chassis type	Description	Default lip length	Specify			Price
			Part number	Finish	Lip length	
Cylindrical	1-1/4" x 4-7/8" ANSI, no box ¹	1-3/16"	10-025-1316	.[Finish]	..LIP1-3/16	\$25.30
Cylindrical	1-1/4" x 4-7/8" ANSI, no box ¹	1-3/8"	10-025-138	.[Finish]	..LIP1-3/8	\$71.90
Cylindrical	1-1/4" x 4-7/8" ANSI, no box ¹	1-1/2"	10-025-112	.[Finish]	..LIP1-1/2	\$71.90
Cylindrical	1-1/8" x 2-3/4" square corner, T-strike, box ¹	1-1/8"	10-013-118	.[Finish]	..LIP1-1/8	\$25.10
Cylindrical	1-1/8" x 2-3/4" square corner, T-strike, box ¹	1-1/2"	10-013-112	.[Finish]	..LIP1-1/2	\$25.10
Cylindrical	1-1/8" x 2-3/4" square corner, T-strike, deep box ^{1,2}	1-1/8"	10-016	.[Finish]	..LIP1-1/8	\$25.10
Cylindrical	Box for ANSI strike (finish not applicable) ¹	-	K510-066	-	-	\$11.20
Mortise Deadbolt	1-1/4" x 4-7/8" square corner, box (standard with Lip at 1-3/16", 1", 1-1/2", 1-3/4", or 2") ¹	1-3/16"	10-072-1316	.[Finish]	..LIP1-3/16	\$37.00
Mortise Deadbolt	1-1/4" x 4-7/8" square corner, box (specify lip length [xx] as 1" or 1-1/2") ¹	1-3/16"	10-072-xx	.[Finish]	..[Lip length]	\$37.00
Mortise Deadbolt	1-1/4" x 4-7/8" square corner, box (specify lip length [xx] as 1-3/4", 1" or 2") ¹	1-3/16"	10-072-xx	.[Finish]	..[Lip length]	\$94.00
Mortise Deadbolt	1/2" Rabbeted ¹	-	10-075	.[Finish]	..[Lip length]	\$243.00
Mortise Deadbolt	Strike frame reinforcer (finish not applicable)	-	37-015	-	-	\$41.30

- This part is shared with Schlage Mechanical and defaults to the Schlage Mechanical discount.
- Use with fire door latch.

PARTS

SHIM PLATES	FINISHES 605, 606, 612, 619, 625, 626, 626AM, 643e		
	Specify		Price
	Part number	Finish	
Description			
Interior shim plate with interior spring cage spacer	23599368	.[Finish]	\$41.00
Exterior shim plate	23458599	-	\$38.00

Note: Device is 0.063" thick.

DOOR POSITION SWITCH	Specify	Price
Door position switch	46929121	\$54.00

DOOR THICKNESS KIT				
Select by Chassis Type, Door Thickness				
Chassis type	Description	Specify		Price
		Part number	Door thickness	
Cylindrical	1-3/8" Door thickness kit (Includes baseplate screws, reader screws, spindles, spring, pin wrench, fire plate screw, shim plates, standoffs)	23599376-138	.[]	\$277.00
Cylindrical	1-1/2" Door thickness kit (Includes baseplate screws, reader screws, spindles, spring, pin wrench, fire plate screw, shim plates, standoffs)	23599376-112	.[]	\$197.00
Cylindrical	1-5/8" Door thickness kit (Includes baseplate screws, reader screws, spindles, spring, pin wrench, fire plate screw, shim plates, standoffs)	23599376-158	.[]	\$141.00
Cylindrical	Door thickness kit (Includes baseplate screws, reader screws, spindles, spring, pin wrench, fire plate screw, standoffs) ¹	23599376-xxx	.[]	\$84.00
Mortise	1-3/8" Door thickness kit (Includes baseplate screws, reader screws, spindles, spring, pin wrench, fire plate screw, shim plates, standoffs)	23599384-138	.[]	\$277.00
Mortise	1-1/2" Door thickness kit (Includes baseplate screws, reader screws, spindles, spring, pin wrench, fire plate screw, shim plates, standoffs)	23599384-112	.[]	\$197.00
Mortise	1-5/8" Door thickness kit (Includes baseplate screws, reader screws, spindles, spring, pin wrench, fire plate screw, shim plates, standoffs)	23599384-158	.[]	\$141.00
Mortise	Door thickness kit (Includes baseplate screws, reader screws, spindles, spring, pin wrench, fire plate screw, standoffs) ¹	23599384-xxx	.[]	\$84.00

1. Must specify door thickness: 1-3/4" to 2-3/4" in 1/8" increments.

DECORATIVE PLATE		FINISHES 605, 626, 643e		
Select by Size				
Size	Description	Specify		Price
		Part number	Finish	
1.5" x 3.25" x .105"	Decorative plate (with screws) - Exit trim	23631823	.[Finish]	\$60.00
1.7" x 3.5" x .075"	Decorative plate (with screws)	23760267	.[Finish]	\$44.00
3.2" x 3.5" x .075"	Decorative plate (with screws)	23760283	.[Finish]	\$68.00
6.0" x 3.5" x .075"	Decorative plate (with screws)	23760317	.[Finish]	\$103.00
6.6" x 3.5" x .075"	Decorative plate (with screws)	23760325	.[Finish]	\$103.00
8.0" x 3.5" x .075"	Decorative plate (with screws)	23760309	.[Finish]	\$106.00
8.0" x 3.5" x .075"	Decorative plate (with screws and welded standoff)	23760291	.[Finish]	\$143.00
10.5" x 3.5" x .075"	Decorative plate (no screws necessary) - under lock ¹	23760259	.[Finish]	\$137.00
12.0" x 3.5" x .075"	Decorative plate (no screws necessary) - under lock ¹	23760275	.[Finish]	\$136.00

1. Please consider overall Door Thickness when ordering.
2. Single Decorative plate. Interior and Exterior Decorative plates may be required.
3. Decorative plates may have multiple applications. Please see the [AD Series Retrofit Template Overlay Guide](#) for more information.

WIRELESS PARTS	Specify	Price
Terminal block kit – (Includes one power connector and ten I/O connectors) supports CT5000	47250326	\$76.00

PARTS

BATTERY HOLDER AND COVER KIT Select by Chassis Type, Battery Capacity		FINISHES 605, 606, 612, 619, 625, 626, 626AM, 643e		
Chassis type	Description	Specify		Price
		Part number	Finish	
Cylindrical	4AA Battery holder and cover kit (Includes 4AA Battery holder with cable, 4AA battery strap, (2) battery strap screws, 4AA battery cover, cover screw, Torx® cover screw)	4B-CM (23599202)	.[Finish]	\$95.00
Mortise	4AA Battery holder and cover kit (Includes 4AA Battery holder with cable, 4AA battery strap, (2) battery strap screws, 4AA battery cover, cover screw, Torx cover screw)	4B-CM (23599202)	.[Finish]	\$95.00
Exit	4AA Battery holder and cover kit (Includes 4AA Battery holder with cable, 4AA battery strap, (2) battery strap screws, 4AA battery cover, cover screw, Torx cover screw)	4B-E (23599285)	.[Finish]	\$95.00

BATTERY HOLDER KIT	Specify	Price
4AA Battery holder kit (Includes 4AA battery holder with cable, 4AA battery strap, battery strap screws)	46929063	\$41.00

BATTERY Select by Battery Type	Specify	Price
(4) AA Batteries	F206-488	\$19.00

CABLES	Specify	Price
Storeroom (70) Thru-door cable (for CO200 Locks only)	23518392	\$32.00
Privacy (40) and Office (50) Thru-door cable (for CO200 Locks only)	23518384	\$50.00
(Warm) Keypad, CO, KIT	47269270	\$64.00
(Warm) Keypad, core, keypad + proximity, CO, KIT	47269272	\$64.00
Inside push button, AD/CO	47269170	\$99.00
CO Battery cable (5 pack)	47267321	\$64.00

REQUEST-TO-EXIT SWITCH KIT	Specify	Price
Von Duprin RX-LC (also called SI-LC or Von Duprin part number 050281)	RX-LC	\$556.00

Please see Falcon Price Book for Falcon AD part number 650359.

MISCELLANEOUS	Specify model number	Price
Clutch pin (mushroom pin) - contains 50 units	47942587	\$14.00
Spring (mushroom spring) - contains 50 units	47942589	\$3.20
Motor drive assembly - contains 25 units	47939573	\$285.00
Cam interface - contains 25 units	48048245	\$285.00
Hub Adapter - Outside (contains 1 part)	23363013	\$16.30



Contents

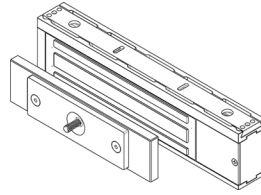
M490 Max Security Series 265
M450 High Security Series.....266
M420 Traffic Control Series 267
M490DE Delayed Egress Series268
Filler plates and angle brackets269
Electromagnetic specialty locks 270
 M490G Gate lock.....270
 320M MiniLine magnet lock270
GF3000 Shear Lock Mortise Series 271
GF3000 Shear Lock Surface Series.....272
Electromagnetic lock parts..... 273

Customer service	Technical support
<ul style="list-style-type: none"> ▪ Order status ▪ Credit returns of non-defective products ▪ General sales questions <p>USA Allegion_Orders@allegion.com CAN Canada.CustomerService@allegion.com</p>	<ul style="list-style-type: none"> ▪ Technical questions/issues ▪ Returns of defective products ▪ Repairs <p>USA Electronic_Lock_TechProdSupport@allegion.com CAN Canada.TechServices@allegion.com</p>

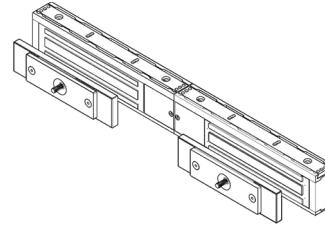
M490 MAX SECURITY SERIES with Limited Lifetime Warranty on Magnetic Coil Assembly

Standard features

- ANSI/BHMA 156.23 Grade 1
- UL 1034 listed for burglary resistance
- UL 10C listed; cUL
- UL 294 listed for access control system units
- CSFM California State Fire Marshal listed




M490/M490P
Single lock



M492/M492P
Double lock - single housing

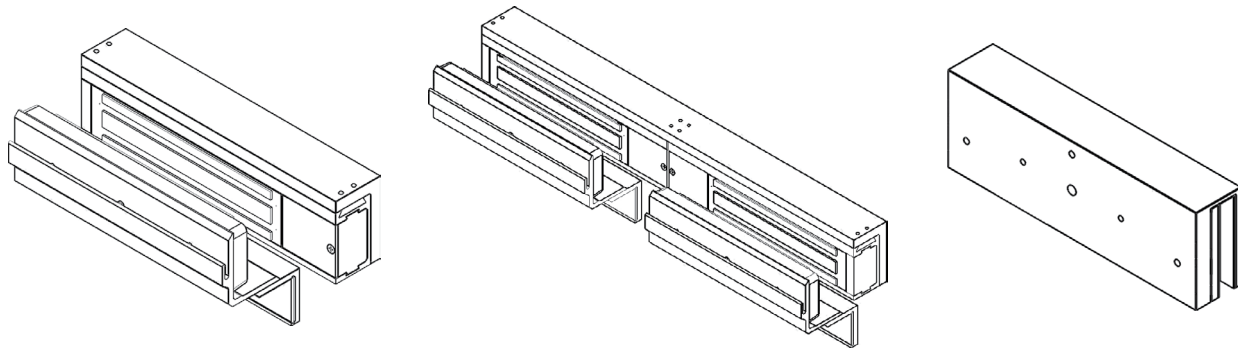
Patent # 5,133,581



1) SELECT MODEL	Specify	Price
Electromagnetic lock with automatic voltage selection	M490	\$1,269.00
Electromagnetic lock with automatic voltage selection	M492	\$2,658.00
Electromagnetic lock with automatic voltage selection, Door Position Switch (DPS), Magnetic Bond Sensor (MBS), Relocking Time Delay (RTD)	M490P	\$1,642.00
Electromagnetic lock with automatic voltage selection, Door Position Switch (DPS), Magnetic Bond Sensor (MBS), Relocking Time Delay (RTD)	M492P	\$3,406.00

2) SELECT OPTIONS & ACCESSORIES	M490/M490P		M492/M492P	
	Description	Specify	Price	Specify
Anti-Tamper Switch (ATS), MBS indicator (LED) ¹	450/490-ATS/LED	\$138.00	450/490-ATS/LED-2	\$276.00
Herculite door bracket	HDB490	\$618.00	HDB490-2	\$1,236.00
Top jamb (inswinging doors)	TJ490	\$299.00	TJ492	\$598.00
M452/M492 Connector kit - Used to convert two (2) single mag locks to a double	-	-	DBK450/490	\$115.00

1. For M490P/M492P only.



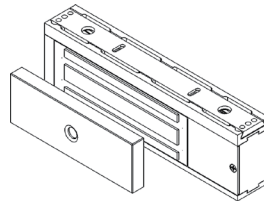

3) SELECT FILLER PLATES & ANGLE BRACKETS - Listed on page 269

SPECIFICATIONS	M490/M490P	M492/M492P
Holding force	1500 lbs	1500 lbs per door leaf
Input voltage	12/24 VDC	12/24 VDC
Current draw - Automatic dual voltage 12/24 VDC	.65A @ 12 VDC; .35A @ 24 VDC	1.3A @ 12 VDC; .7A @ 24 VDC
Height	3"	3"
Length	12-1/2"	25-1/16"
Width	1-3/4"	1-3/4"
Weight (approximate)	14 lbs	28 lbs

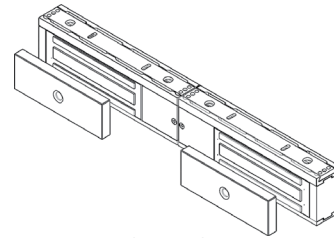


M450 HIGH SECURITY SERIES
with Limited Lifetime Warranty
on Magnetic Coil Assembly

Patent # 5,133,581



M450/M450P
Single lock



M452/M452P
Double lock with single housing

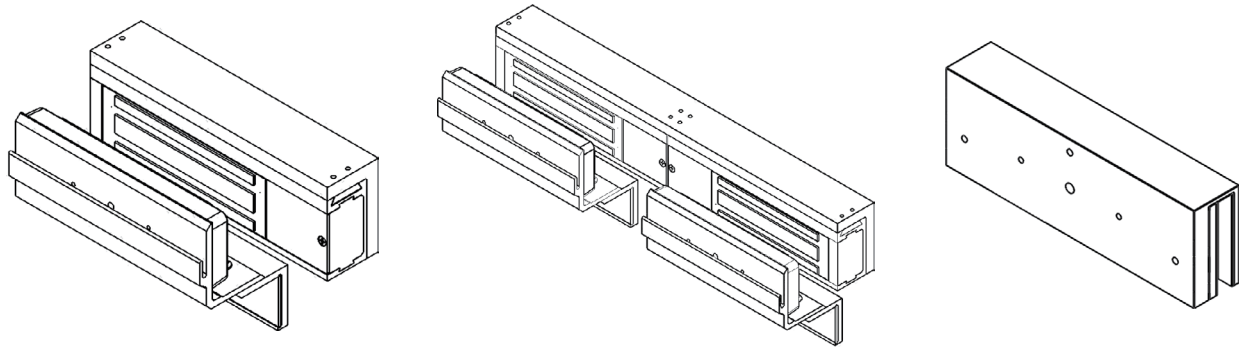
Standard features

- ANSI/BHMA 156.23 Grade 1
- UL 1034 listed for burglary resistance
- UL 10C listed; cUL
- UL 294 listed for access control system units
- CSFM California State Fire Marshal listed

1) SELECT MODEL	Specify	Price
Electromagnetic lock with automatic voltage selection	M450	\$1,161.00
Electromagnetic lock with automatic voltage selection	M452	\$2,432.00
Electromagnetic lock with automatic voltage selection, Door Position Switch (DPS), Magnetic Bond Sensor (MBS), Relocking Time Delay (RTD)	M450P	\$1,542.00
Electromagnetic lock with automatic voltage selection, Door Position Switch (DPS), Magnetic Bond Sensor (MBS), Relocking Time Delay (RTD)	M452P	\$3,202.00

2) SELECT OPTIONS & ACCESSORIES	M450/M450P		M452/M452P	
	Description	Specify	Price	Specify
Anti-Tamper Switch (ATS), MBS indicator (LED) ¹	450/490-ATS/LED	\$138.00	450/490-ATS/LED-2	\$276.00
Herculite door bracket	HDB450	\$618.00	HDB450-2	\$1,236.00
Top jamb (inswinging doors)	TJ450	\$299.00	TJ452	\$598.00
M452/M492 Connector kit - Used to convert two (2) single mag locks to a double	-	-	DBK450/490	\$115.00

1. For M450P/M452P only.



3) SELECT FILLER PLATES & ANGLE BRACKETS - Listed on page 269

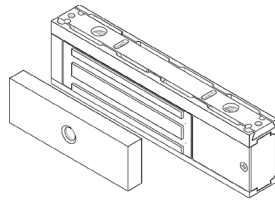
SPECIFICATIONS	M450/M450P	M452/M452P
Holding force	1000 lbs	1000 lbs per door leaf
Input voltage	12/24 VDC	12/24 VDC
Current draw - Automatic dual voltage 12/24 VDC	.75A @ 12 VDC; .38A @ 24 VDC	1.5A @ 12 VDC; 0.75A @ 24 VDC
Height	3"	3"
Length	10-1/4"	20-9/16"
Width	1-3/4"	1-3/4"
Weight (approximate)	10 lbs	20 lbs

M420 TRAFFIC CONTROL SERIES

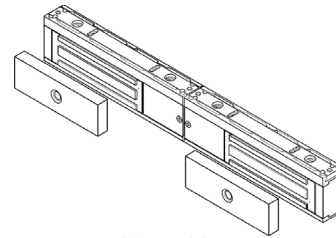
**with Limited Lifetime Warranty
on Magnetic Coil Assembly**

Standard features

- ANSI/BHMA 156.23 Grade 1
- UL 1034 listed for burglary resistance
- UL 10C listed; cUL
- UL 294 listed for access control system units
- CSFM California State Fire Marshal listed




M420/M420P
Single lock



M422/M422P
Double lock with single housing

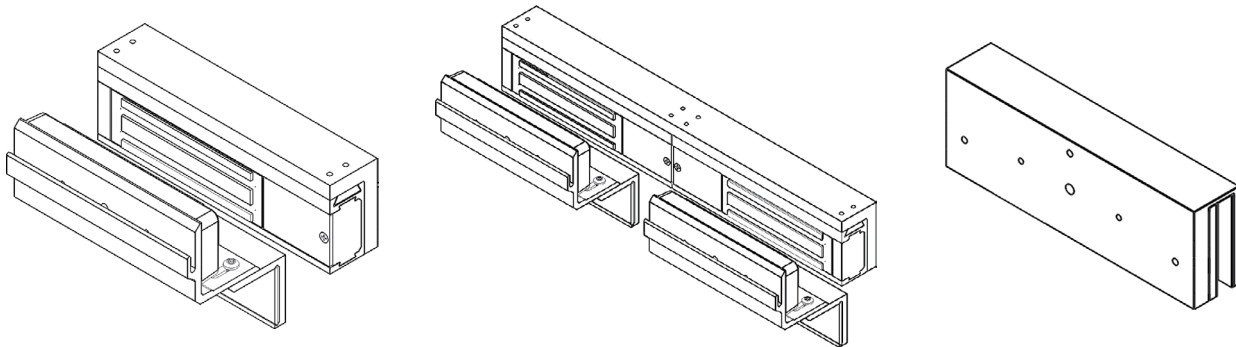
Patent # 5,133,581



1) SELECT MODEL	Specify	Price
Electromagnetic lock with automatic voltage selection	M420	\$1,015.00
Electromagnetic lock with automatic voltage selection	M422	\$2,145.00
Electromagnetic lock with automatic voltage selection, Door Position Switch (DPS), Magnetic Bond Sensor (MBS), Relocking Time Delay (RTD)	M420P	\$1,399.00
Electromagnetic lock with automatic voltage selection, Door Position Switch (DPS), Magnetic Bond Sensor (MBS), Relocking Time Delay (RTD)	M422P	\$2,871.00


2) SELECT OPTIONS & ACCESSORIES	M420/M420P		M422/M422P	
	Description	Specify	Price	Specify
Anti-Tamper Switch (ATS), MBS indicator (LED) ¹	420-ATS/LED	\$138.00	420-ATS/LED-2	\$276.00
Herculite door bracket	HDB420	\$618.00	HDB420-2	\$1,236.00
Top jamb (inswinging doors)	TJ420	\$299.00	TJ422	\$598.00
M422 Connector kit - Used to convert two (2) single mag locks to a double	-	-	DBK420	\$115.00

1. For M420P/M422P only.



3) SELECT FILLER PLATES & ANGLE BRACKETS - Listed on page 269

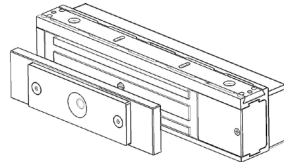
SPECIFICATIONS	M420/M420P	M422/M422P
Holding force	500 lbs	500 lbs per door leaf
Input voltage	12/24 VDC	12/24 VDC
Current draw - Automatic dual voltage 12/24 VDC	.75A @ 12 VDC; .38A @ 24 VDC	1.5A @ 12 VDC; .76A @ 24 VDC
Height	2-1/2"	2-1/2"
Length	9"	18-1/16"
Width	1-3/8"	1-3/8"
Weight (approximate)	6 lbs	12 lbs



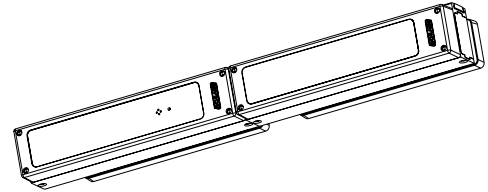
M490DE DELAYED EGRESS SERIES
with Limited Lifetime Warranty
on Magnetic Coil Assembly

Standard features

- Delayed egress with plunger switch & external switch input
- Designed to meet NFPA 101 Life Safety Code
- Automatic voltage selection
- UL294 Special locking arrangement including BOCA¹
- ANSI/BHMA 156.24
- UL 10C listed; cUL
- CSFM California State Fire Marshal listed
- Authorized release input
- On-board audible alarm
- On-board bi-color LED
- Fire alarm terminals



Single Lock



Double Lock - Separate Housing

¹ All 30 second delay requests require a letter from the local fire marshal or local jurisdiction for approval.

1) SELECT MODEL	Factory Set Delay		Single Lock	Price	Double Lock	Price
	15 sec	30 sec				
Electromagnetic delayed egress lock (DE)	▪		M490DE	\$2,730.00	M490DE-2	\$5,342.00
Delayed egress plus (DEP)	▪		M490DEP	\$4,095.00	M490DEP-2	\$7,919.00

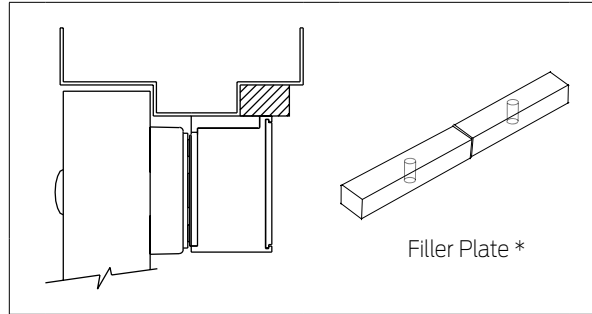
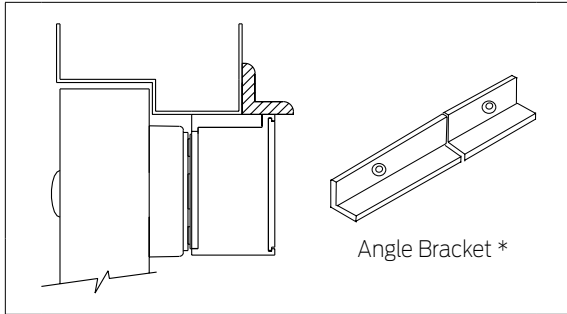
1. Plus (P): Door Status Monitor (DSM), Magnetic Bond Sensor (MBS), Relocking Time Delay (RTD)

2) SELECT OPTIONS & ACCESSORIES	Factory Set Delay		Part number	Price adder	Part number	Price adder
	15 sec	30 sec				
Delayed egress/Delayed egress plus (DEP)		▪	-30S	\$88.00	-30S	\$88.00
Delayed egress plus, BOCA (DEP-BC) ²	▪		BC	\$0.00	BC	\$0.00
Delayed egress plus, BOCA (DEP-BC) ²		▪	BC30S	\$88.00	BC30S	\$88.00
Herculite (glass) door bracket	—	—	HDB490	\$618.00	HDB490-2	\$1,236.00

- 2. For BOCA option please contact Customer Care. Only available on Plus (P) models.
- 3. PCB Kits (:15, :30 second) are sold separate for in-field updates. See [Parts Section](#) on page 273 for M490DE, M490DEP and M490DEP BOCA kits.
- 4. All 30 second delay requests (product/ PCB kits), require a letter from the local fire marshal for approval or local jurisdiction.

3) SELECT FILLER PLATES AND ANGLE BRACKETS - Listed on page 269

SPECIFICATIONS	M490DE/ M490DEP	M490DE-2/ M490DEP-2
Holding force	1300 lbs	1300 lbs per door leaf
Input voltage	12/24 VDC	12/24 VDC
Current draw - Automatic dual voltage 12/24 VDC	.75A @ 12 VDC; .45A @ 24 VDC	1.25A @ 12 VDC; 0.76A @ 24 VDC
Height	3"	3"
Length	12-1/2"	25-1/16"
Width	3-1/16"	3-1/16"
Weight (approximate)	16 lbs	32 lbs



ANGLE BRACKETS	M420 (9")		M450 (10-1/4")	
Width x Height	Bracket number	Price each	Bracket number	Price each
1" x 1"	4201A	\$148.00	4501A	\$148.00
1-1/2" x 1"	4202A	\$161.00	4502A	\$161.00
1-1/2" x 1-1/2"	4203A	\$169.00	4503A	\$169.00
1-1/2" x 2"	4204A	\$220.00	4504A	\$220.00
1-1/2" x 2-1/2"	4205A	\$265.00	4505A	\$265.00

Overall lengths are cut to the appropriate magnet size.

ANGLE BRACKETS	M490/M490DE (12-1/2")		M490G Corrosion Resistant (11")	
Width x Height	Bracket number	Price each	Bracket number	Price each
1" x 1"	4901A	\$148.00	49G1A	\$148.00
1-1/2" x 1"	4902A	\$161.00	49G2A	\$161.00
1-1/2" x 1-1/2"	4903A	\$169.00	49G3A	\$169.00
1-1/2" x 2"	4904A	\$220.00	49G4A	\$220.00
1-1/2" x 2-1/2"	4905A	\$265.00	49G5A	\$265.00

Overall lengths are cut to the appropriate magnet size.

FILLER PLATES	M420 (9")		M450 (10-1/4")	
Width x Height	Plate number	Price each	Plate number	Price each
1-1/4" x 1/8"	4201F	\$125.00	4501F	\$125.00
1-1/4" x 1/4"	4202F	\$125.00	4502F	\$125.00
1-1/4" x 3/8"	4203F	\$140.00	4503F	\$140.00
1-1/4" x 1/2"	4204F	\$140.00	4504F	\$140.00
1-1/4" x 5/8"	4205F	\$140.00	4505F	\$140.00
3/4" x 1/2"	4206F	\$140.00	4506F	\$140.00
3/4" x 5/8"	4207F	\$158.00	4507F	\$158.00
3/4" x 3/4"	4208F	\$158.00	4508F	\$158.00

FILLER PLATES	M490/M490DE (12-1/2")		M490G Corrosion Resistant (11")	
Width x Height	Plate number	Price each	Plate number	Price each
1-1/4" x 1/8"	4901F	\$125.00	49G1F	\$125.00
1-1/4" x 1/4"	4902F	\$125.00	49G2F	\$125.00
1-1/4" x 3/8"	4903F	\$140.00	49G3F	\$140.00
1-1/4" x 1/2"	4904F	\$140.00	49G4F	\$140.00
1-1/4" x 5/8"	4905F	\$140.00	49G5F	\$140.00
3/4" x 1/2"	4906F	\$140.00	49G6F	\$140.00
3/4" x 5/8"	4907F	\$158.00	49G7F	\$158.00
3/4" x 3/4"	4908F	\$158.00	49G8F	\$158.00

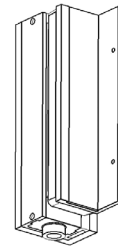
When ordering 422, 452 or 492 two Angle Brackets or Filler Plates are required.
Double bracket part number is no longer available. Convert two single brackets.



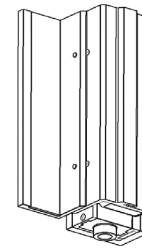
M490G GATE LOCK with Limited Lifetime Warranty on Magnetic Coil Assembly

Standard features

- Includes - universal mounting brackets - for swinging or sliding gate
- Special corrosion-resistant finish
- 1/2" EMT compression fitting
- Built in voltage spike suppression
- Door Status Monitor
- Magnetic Bond Sensor
- ANSI/BHMA 156.23, Outdoor Rated - Certified for use -31° to 151° F (-35° to 66° C)



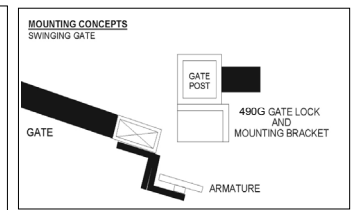
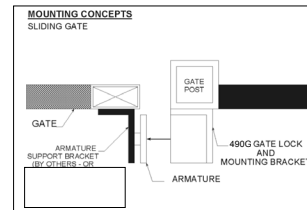
Sliding Gate



Swinging Gate

Brackets for both applications included.

SPECIFICATIONS	
Holding force	1500 lbs
Input voltage (standard unit)	12/24 VDC
Current draw (amps standard unit)	.65A @ 12 VDC
Dual voltage field selectable	.35A @ 24 VDC
Height	3"
Length	11"
Width	1-3/4"
Weight (approx)	14 lbs



1) SELECT MODEL		
Description	Specify	Price
Gate lock	M490G	\$1,284.00

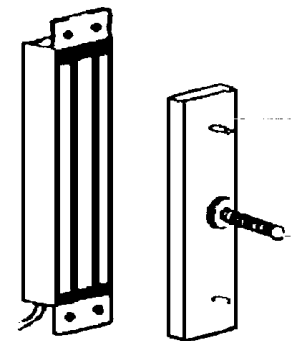
320M MINILINE MAGNET LOCK with Limited Lifetime Warranty on Magnetic Coil Assembly

Standard features

- Mortise mount for sliding doors
- Includes mounting tabs and armature mounting block
- Door Status Monitor and Magnetic Bond Sensor
- Adjustable relocking delay
- UL 10C listed; cUL
- CSFM California State Fire Marshal listed



SPECIFICATIONS	
Holding force	400 lbs. @ 12 VDC; 550 lbs. @ 24 VDC
Input voltage	12/24 VDC
Current draw	.23A @ 12 VDC
(Dual voltage field selectable)	.45A @ 24 VDC
Height	1-3/8"
Length	7"
Width	1-7/8"
Weight (approximate)	6 lbs




For Wood Frames: Due to higher ambient operating temperatures, it is REQUIRED that the 12 VDC configuration be used.

1) SELECT MODEL		
Description	Specify	Price
Mini line	320M	\$1,091.00

GF3000 SHEAR LOCK MORTISE SERIES
with Limited Lifetime Warranty on Magnetic Coil Assembly

Patent # 6,611,414

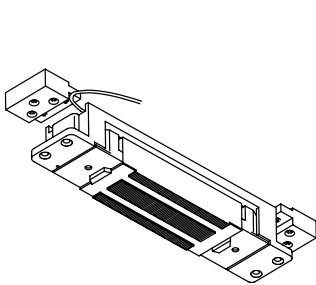


Standard features

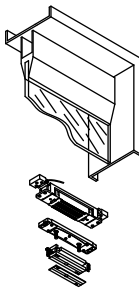
- Microprocessor controlled
- Built-in Auto Relocking Switch (ARS)
- Jump 1/4" gap - no in-rush current (noticeable noise level when connecting)
- Automatic voltage selection 12 VDC or 24 VDC
- Cool temperature regulator
- Adjustable time delay: 2-30 sec. from face of magnet
- ANSI/BHMA 156.23
- UL 10C listed; cUL
- CSFM California State Fire Marshal listed

SPECIFICATIONS	
Holding force	3000 lbs
Current draw	0.90A @ 12 VDC; 0.45A @ 24 VDC
Lock size	9-1/2" L x 1-1/2" W x 1-1/2" H
Weight (approx)	7 lbs
With mounting tabs	11-9/16" L x 1-1/2" W x 1-1/2" H
Armature	8-3/8" L x 1-3/8" W x 1/2" D
Armature bracket	10-5/8" L x 1-3/8" W x 1" D

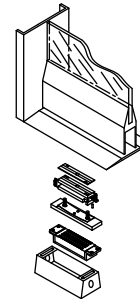
Filtered, regulated power supply recommended. See [900 Series Power Supplies](#).



GF3000



GF3000TRD




GF3000BRD

1) SELECT MODEL (Not recommended for wood doors)		
Description	Specify	Price
Standard unit - Adjustable from top edge of door	GF3000	\$2,033.00
Top rail door - Mounting assembly which provides armature adjustment from latch edge of door. Recommended with zero clearance condition between top of door and ceiling.	GF3000TRD	\$2,793.00
Bottom rail door - Mounting assembly to mortise armature into bottom rail of door. Magnet is installed in floor/threshold. Provides solution when no top rail is available.	GF3000BRD	\$2,997.00

2) SELECT OPTIONS		
Description	Specify	Price
Door Status Monitor (DSM)/Magnetic Bond Sensor (MBS)	DSM/MBS	\$484.00



Patent # 6,611,414



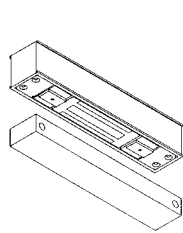
GF3000 SHEAR LOCK SURFACE SERIES with Limited Lifetime Warranty on Magnetic Coil Assembly

Standard features

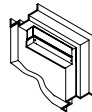
- Microprocessor controlled
- Built-in Auto Relocking Switch (ARS)
- Jump 1/4" gap - no in-rush current (noticeable noise when connecting)
- Automatic voltage selection 12 VDC or 24 VDC
- Cool temperature regulator
- Adjustable time delay, 2-30 sec. from face of magnet
- Satin black, anodized housing (not available in special finishes)
- ANSI/BHMA 156.23
- UL 10C listed; cUL
- CSFM California State Fire Marshal listed

SPECIFICATIONS	
Holding force	3000 lbs
Current draw	0.90A @ 12 VDC; 0.45A @ 24 VDC
Lock housing	9-13/16" L x 1-1/4" W x 1-1/2" H
Armature housing	8-3/8" L x 1-3/8" W x 1/2" D
Weight (approx)	9 lbs (SM, TJ suffix)

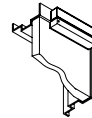
Filtered, regulated power supply recommended. See [900 Series Power Supplies](#).



GF3000SM



GF3000SM
(Outswinging)



GF3000TJ
(Inswinging)

1) SELECT MODEL		
Description	Specify	Price
Standard unit (Outswinging doors) - Adjustable from top edge of armature. Finish plates available in 628 Satin Aluminum, Clear Anodized Finish.	GF3000SM	\$2,477.00
Top jamb unit (Inswinging doors) - Magnet mounts on inside top jamb. Adjustable from top edge of armature. Finish plates available in 628 Satin Aluminum, Clear Anodized Finish.	GF3000TJ	\$2,477.00

2) SELECT OPTIONS		
Description	Specify	Price
Door Status Monitor (DSM)/Magnetic Bond Sensor (MBS)	DSM/MBS	\$484.00

Housing available in Satin Black, Anodized (335) finish only.

CREDENTIALS
READERS
SOFTWARE
READER CONTROLLERS
ELECTRONIC LOCKS
ELECTROMAGNETIC LOCKS
POWER SUPPLIES
VON DUPRIN ACCESS CONTROL
SYSTEM ACCESSORIES
MISC



PARTS AND ACCESSORIES

ELECTROMAGNETIC LOCK PARTS	Specify	Price
PCB Assembly basic with tape	P44488484	\$242.00
PCB Assembly plus with tape	P44488492	\$437.00
M490 Mounting plate	P23561665	\$118.00
M450 Mounting plate	P23561954	\$109.00
M420 Mounting plate	P23561962	\$98.00
M490 DEL 2 Cable assembly	P44487825	\$220.00
Sex nuts 5/16 inside thread, 1-3/4" door	P390498	\$30.00
Sex nuts 5/16 inside thread, 1-1/2" door	P390498-2	\$141.00
Sex nuts 5/16 inside thread, 2" door	P390498-5	\$195.00
Sex nuts 5/16 inside thread, 2-1/8" door	P390498-6	\$229.00
Sex nuts 5/16 inside thread, 2-1/4" door	P390498-7	\$229.00
Sex nuts 5/16 inside thread, 2-3/8" door	P390498-8	\$230.00
Sex nuts 5/16 inside thread, 2-1/2" door	P390498-9	\$231.00
Sex nuts 5/16 inside thread, 2-3/4" door	P390498-11	\$261.00
Armature TJ fastener pack	P44489342	\$29.00
Magnetic TJ fastener pack	P23566821	\$29.00
490 Armature mounting fastener pack	P44489110	\$39.00
450/420 Armature mounting fastener pack	P44489128	\$52.00
M450/452/M490/M492 Screw mounting pack	P44488377	\$141.00
420 DBK Double magnet connector kit (Screw mounting pack sold separate)	P44488286	\$141.00
DE Cover security screw pack	P23879471	\$41.00
M450/490 Cover plate kit	P23841067	\$29.00
M420 Cover plate kit	P23841075	\$29.00
M420 Mag mounting pack	P23840283	\$29.00
M490/450 Mag mounting pack	P23840291	\$29.00
M490DE PCB Cover kit	P23840911	\$149.00
M490DE-S Cover kit	P23840929	\$135.00
M490DEP PCB Kit (:15 sec. delay)	P23840937	\$1,248.00
490G TJ Kit Assembly	P23688815	\$463.00
M490DEP PCB Kit (:30 sec. delay)	P47261542	\$1,282.00
M490DE PCB Kit (:15 sec. delay)	P23840945	\$1,003.00
M490DE PCB Kit (:30 sec. delay)	P47261543	\$1,003.00
M490DE Arm mount fast pack	P47244950	\$34.00
M490DE Cover plate assembly	P44487817	\$83.00
M490DEP BOCA PCB Kit (:15 sec. delay)	P23840952	\$542.00
M490DEP BOCA PCB Kit (:30 sec. delay)	P47261544	\$581.00
HDB Screw kit	P23841208	\$29.00
Screw pack, M400 Series filler plate, angle bracket	P23850357	\$77.00
M490 Armature housing assembly	P23566359	\$153.00
M450 Armature housing assembly	P23561996	\$145.00
M420 Armature housing assembly	P23566888	\$142.00
M490 Armature	P23561707	\$437.00
M450 Armature	P44489318	\$205.00



PARTS AND ACCESSORIES

ELECTROMAGNETIC LOCK PARTS	Specify	Price
M420 Armature	P23562025	\$154.00
M490DEL Armature	P44487767	\$452.00
M490DE Basic remote (DE Remote only)	P44488443	\$2,535.00
M490DEP Plus Remote (DE Plus Remote only)	P44488468	\$3,711.00
GF3000 Armature mounting assembly TRD and BRD	P280037	\$327.00
GF3000BR Threshold box	P280043	\$64.00
GF3000BRD Armature assembly	P280052	\$223.00
GF3000BRD Mounting hardware pack	P280053	\$38.00
GF3000BRD Switch kit ARSM	P280055	\$62.00
GF3000 Magnet bracket	P280113	\$82.00
GF3000 Armature	P280120	\$220.00
GF3000 Armature bracket	P280124	\$69.00
GF3000 Control module	P280130-2	\$635.00
GF3000 Mounting hardware pack	P280135	\$112.00
GF3000TRD Armature assembly	P280147	\$286.00
GF3000BRD Connector assembly	P300000	\$20.00
GF3000 and TRD Connector assembly	P300001	\$415.00
GF3000 DSM Switch	P679024	\$275.00
Mag lock circuit control module	P320210	\$57.00

- CREDENTIALS
- READERS
- SOFTWARE
- READER CONTROLLERS
- ELECTRONIC LOCKS
- ELECTROMAGNETIC LOCKS
- POWER SUPPLIES
- VON DUPRIN ACCESS CONTROL
- SYSTEM ACCESSORIES
- MISC

Contents

Power supplies	276
PS902.....	276
PS904.....	276
PS906.....	276
Option boards	276

Customer service	Technical support
<ul style="list-style-type: none"> ▪ Order status ▪ Credit returns of non-defective products ▪ General sales questions <p>USA Allegion_Orders@allegion.com CAN Canada.CustomerService@allegion.com</p>	<ul style="list-style-type: none"> ▪ Technical questions/issues ▪ Returns of defective products ▪ Repairs <p>USA Electronic_Lock_TechProdSupport@allegion.com CAN Canada.TechServices@allegion.com</p>



1) SELECT POWER SUPPLY

Description	Specify	Price each
Base Power Supply (2A @ 12/24 VDC- field selectable) <ul style="list-style-type: none"> PS902 is able to accept a total of one optional distribution board, plus one fire alarm relay along with one battery backup board and up to two 7A/hr batteries 	PS902	\$432.00
Base Power Supply (4A @ 12/24 VDC- field selectable) <ul style="list-style-type: none"> PS904 is able to accept a total of two optional distribution boards, plus one battery backup board and up to two 7A/hr batteries 	PS904	\$816.00
Base Power Supply (6A @ 12/24 VDC- field selectable) <ul style="list-style-type: none"> PS906 is able to accept a total three optional distribution boards or two optional boards with battery backup board and two 7A/hr batteries 	PS906	\$1,264.00
"Buy America Act" compliant power supply option will be labeled as "Assembled in the U.S.A. with U.S. and foreign materials"	BAA ¹	\$67.00

1. BAA compliant products must have the cover letter on page 311 included with the order. Failure to use this cover letter will result in the customer receiving non-BAA compliant product with no recourse for an RMA or refund. BAA compliant product requires a longer lead time, please contact customer service for details.
2. When specifying power supply with "EL" or "QEL" Electric Latch Retraction devices, the 2RS is furnished when board option is not specified.

2) SELECT OPTIONAL DISTRIBUTION BOARD WITH OR WITHOUT FA (FIRE ALARM RELAY)

Description	Specify	Price each
Independently controlled relays	900-4R	\$291.00
Independently controlled relays with FA	900-4R-FA	\$398.00
2 Relay board output	900-2RS	\$295.00
2 Relay board output with FA	900-2RS-FA	\$402.00
4 Relay board integrated logic for controlling security interlocks, auto operators and time delays	900-4RL	\$800.00
4 Relay board integrated logic for controlling security interlocks, auto operators and time delays with FA	900-4RL-FA	\$907.00
8 fuse protected outputs	900-8F	\$107.00
8 fuse protected outputs with FA	900-8F-FA	\$214.00
8 PTC protected outputs	900-8P	\$107.00
8 PTC protected outputs with FA	900-8P-FA	\$214.00
Battery backup kit (includes two 7A/hr batteries)	900-BBK	\$417.00
Battery backup board only (sold separately)	900-BB	\$211.00
Batteries only - (two 7A/hr batteries, sold separately)	900-BAT	\$211.00

For field installation, use model number. Example: 900-2RS.

3) SELECT OTHER POWER SUPPLY OPTIONS

Description	Specify	Price each
Fire alarm relay (EIR) module is a plug-in relay to provide an interface with fire or other emergency override systems <ul style="list-style-type: none"> PS902: May be installed directly on power supply or may be used with optional distribution boards. PS904, PS906: Must be used with optional distribution boards. If an optional board is not listed the 900-8F-FA will be provided. 	900-FA	\$107.00
Key lock cover (Not available with BAA)	900-KL	\$68.00

PS902, PS904, and PS906 power supplies require connection to AC line voltage. Installation and all electrical connections (high and low voltage) should be performed by a qualified electrical contractor.

Standard features

- UL294 Listed for Access Control
- Class 2 rated power limited output*
- Universal 120-240 VAC Input
- Regulated and filtered DC outputs
- AC input, battery and DC output LED indicators
- Plug and play connectors for optional distribution boards
- AC input status indication on outside cover
- AC monitoring
- 14" H x 12" W x 4" D enclosure

* PS906 is Class 2 when used with 900-8P option board

Contents

PS914 Power supplies 278
Delayed exit system 278
Electric power transfer 278
Remote undocking and remote monitoring 278
Electric strikes 279
 4200 Series279
 5100 Series279
 6100 Series 280
 6200 Series 280
 6300 Series 281
 6400 Series 281

Customer service	Technical support
<ul style="list-style-type: none"> ▪ Order status ▪ Credit returns of non-defective products ▪ General sales questions <p>USA Allegion_Orders@allegion.com CAN Canada.CustomerService@allegion.com</p>	<ul style="list-style-type: none"> ▪ Technical questions/issues ▪ Returns of defective products ▪ Repairs <p>USA Exits_TechProdSupport@allegion.com CAN Canada.TechServices@allegion.com</p>


For Von Duprin Access Control Products Warranty Information, please see the Von Duprin Exit Hardware and Parts book.

POWER SUPPLIES

See Von Duprin Exit Hardware and Parts price book

PS914 4A @ 12/24 VDC – field selectable

- Designed for high inrush current
- UL 294 Listed for Access Control
- Class 2 rated power limited output
- Universal 120-240 VAC input
- Regulated and filtered DC outputs
- LED indicators: AC input (visible on outside of enclosure) and DC output
- 2 connectors for optional distribution boards
- AC monitoring
- 14" H x 12" W x 4" enclosure



PS914

DELAYED EXIT SYSTEM

See Von Duprin Exit Hardware and Parts price book

DE5300 SERIES	
Application	<ul style="list-style-type: none"> ▪ Designed to meet NFPA 101 "Special Locking Arrangement" applications ▪ Ideal for controlled areas ▪ Addresses life safety and security needs ▪ Commonly used on narrow stile doors where a standard narrow stile Chexit is not practical

ELECTRIC POWER TRANSFER

See Von Duprin Exit Hardware and Parts price book

EPT	
Application	<ul style="list-style-type: none"> ▪ Provide a means for transferring electrical power from a door frame to the edge of a swinging door ▪ Units are completely concealed when the door is in the closed position ▪ Ideally suited for applications involving abuse or heavy traffic
Popular models	<ul style="list-style-type: none"> ▪ EPT-2: Two 18 gauge wires; Up to 2 amps @ 24VDC, with a 16 AMP maximum surge ▪ EPT-10: Ten 24 gauge wires; Up to 1 amp @ 24VDC, with a 16 AMP maximum surge

Additional electrified products available in the IVES price book and the LCN price book.

REMOTE UNDOGGING AND REMOTE MONITORING

Modular Retrofit Option for 98/99 and 33A/35A Series Devices

Description	Specify	Price
Remote Undogging (RU) 3' kit	47258681	\$1,606.00
Remote Undogging (RU) 4' kit	47258682	\$1,606.00
Remote Monitoring (RM) 3' kit	47258683	\$1,226.00
Remote Monitoring (RM) 4' kit	47258684	\$1,226.00

1. Access control managed via an IP or RSI/ RS-485 connection to the ENGAGE gateway through Allegion software alliance members, consult your access control software provider for specific scope of support.
2. ENGAGE™ gateway sold separately.
3. Compatible with 98/99 and 33A/35A series rim, SVR, CVR, CVC and 3-point devices.
4. Specify CON for Allegion Connect.

RU option:

- Enables both remote undogging and Door Status Monitoring (DPS, RX and LX)
- Not compatible with exit devices with the following options: QEL, DI/CDSI/HDSI, RX2, Schlage AD/CO Trim, SD, SS, PN, E-Strikes/Pullman Latch, CX
- Compatible device lengths: All 33A/35A and 98/99 device types – 3' (914 mm) length to 2' 9" (838 mm), 4' (1219 mm) length to 3' 3" (991 mm)

RM option:

- Enables Door Status Monitoring (DPS, RX and LX) only
- Not compatible with exit devices with the following options: DI/CDSI/HDSI, RX2, Schlage AD/CO Trim, SD, SS, PN, E-Strikes/Pullman Latch, CX
- If the door and exit device are fire rated, and the exit device type is a 98/99-F Rim manufactured prior to April 1, 2018, a new center case will be required before proceeding with the installation of the RM kit. 98/99-F Rim Center Case Kit Less Cover, part number 050026.

ELECTRIC STRIKES

Additional Electric Strikes available exclusively through Von Duprin. Please see Von Duprin price book for current list price information.

4200 SERIES

- Orderable through Von Duprin (ships from Indianapolis, IN)

4200 SERIES ELECTRIC STRIKES FOR CYLINDRICAL AND DEADLATCH LOCKS											
Description	Throw	Fire rated	Hollow metal	Wood	Aluminum	Single	Mullion pair	Model	Finish	630	
4211 - Shallow 1-3/8" backbox depth	1/2"-3/4"		▪		▪	▪		4211	.[Finish]	\$332.00	
4212 - Includes latchbolt monitor. Shallow backbox.	1/2"-5/8"		▪		▪	▪		4212	.[Finish]	\$397.00	

OPTIONS

OPTIONS (PLEASE SPECIFY)		Specify	Price each
SO12 Rectifier kit	Converts 12 VAC to 12 VDC	12 VAC	\$71.00
SO24 Rectifier kit	Converts 24 VAC to 24 VDC	24 VAC	\$71.00
Entry Buzzer	Use in fail-secure applications	EB	\$70.00
4200 Hardware kit	Includes mounting tab hardware, mounting screws, allen wrench and diode	050805	\$28.00
Faceplate, square corner		090114	\$36.00
Faceplate, round corner	Additional faceplate option, square corner is standard in the box, both in BHMA 630/US32D satin stainless steel finish	090110	\$36.00

SO rectifier kit intended for fail secure/momentary use only. Contact product support for assistance. For additional parts list, please see Von Duprin price book.

Features

- Field selectable fail-safe/fail-secure without disassembly
- Dual voltage: 12 VDC at 200 mA/24 VDC at 100 mA
- Compatible with all Schlage and Falcon cylindrical locks as well as cylindrical and deadlatch locks of many other manufacturers



5100 SERIES

- Orderable through Von Duprin (ships from Indianapolis, IN)

5100 SERIES ELECTRIC STRIKE FOR CYLINDRICAL AND DEADLATCH LOCKS										
Description	Throw	Fire rated	Hollow metal	Wood	Aluminum	Single	Mullion pair	Model	Finish	Price
5100 - 3 faceplates included with hardware for an all-in-one boxed solution	1/2"-5/8"		▪	▪	▪	▪		5100-3FP	.[Finish]	Please see Von Duprin price book for current list price information.

OPTIONS

OPTIONS (PLEASE SPECIFY)		Specify	Price each
SO12 Rectifier kit	Converts 12 VAC to 12 VDC	12 VAC	\$71.00
SO24 Rectifier kit	Converts 24 VAC to 24 VDC	24 VAC	\$71.00
Entry Buzzer	Use in fail-secure applications	EB	\$70.00

SO rectifier kit intended for fail secure/momentary use only. Contact product support for assistance. For additional parts list, please see Von Duprin price book.

Features

- Adjustable keeper improves fit on tight door preps
- Field selectable fail-safe/fail-secure
- Dual voltage: 12 VDC at 380 mA/24 VDC at 190 mA
- Compatible with Schlage and Falcon cylindrical and deadlatch locks including those of many other manufacturers
- UL 1034 burglary-resistant

ELECTRIC STRIKES

Additional Electric Strikes available exclusively through Von Duprin. Please see Von Duprin price book for current list price information.

6100 SERIES

- Orderable through Von Duprin (ships from Indianapolis, IN)

6100 SERIES ELECTRIC STRIKES FOR RIM EXIT DEVICES										
Description	Throw	Fire rated	Hollow metal	Wood	Aluminum	Single	Mullion pair	Model	Finish	Price
6111 - Can use with vertical rod exit devices	3/4"	▪	▪	▪	▪	▪		6111	.[Finish]	Please see Von Duprin price book for current list price information.
6112 - Designed to replace FA 310-5 with minor frame modification	3/4"	▪	▪	▪	▪	▪		6112	.[Finish]	
6113 - Retrofits VD 3011, 3021	3/4"	▪	▪	▪	▪	▪		6113	.[Finish]	
6114 - Surface applied for use with rim nightlatch devices	3/4"		▪		▪	▪		6114	.[Finish]	
6121 - For rim exit devices on double doors without mullion ¹	3/4"		▪	▪	▪		1	6121	.[Finish]	

1. For rim exit devices on double doors without mullion. For specified options and complete parts list, please see Von Duprin price book.

Features

- Furnished standard in fail secure configuration unless specified fail safe (see options)
- 24 VDC supplied standard if not specified otherwise (see options)
- Compatible with Von Duprin and Falcon rim exit devices and those of many other manufacturers
- UL10C fire rated (fail secure only)
- UL1034 burglary-resistant

6200 SERIES

- Orderable through Von Duprin (ships from Indianapolis, IN)

6200 SERIES ELECTRIC STRIKES FOR MORTISE OR CYLINDRICAL LOCKS										
Description	Throw	Fire rated	Hollow metal	Wood	Aluminum	Single	Mullion pair	Model	Finish	Price
6210 - Mortise only. Includes strike pocket inserts for deadlocking triggers	3/4"	▪	▪		▪	▪		6210	.[Finish]	Please see Von Duprin price book for current list price information.
6211 - Retrofits VD 3140 or FA 712	3/4"	▪	▪		▪	▪		6211	.[Finish]	
6211AL - Retrofits FA 722	3/4"	▪			▪	▪		6211AL	.[Finish]	
6211WF - Retrofits FA 732 with minor frame modification	3/4"	▪			▪	▪		6211WF	.[Finish]	
6212 - Fits modified ANSI 115.2 cutout. Retrofits VD 3146.	3/4"	▪		Retrofits only	▪	▪		6212	.[Finish]	
6212WF	3/4"	▪			▪	▪		6212WF	.[Finish]	
6213 - Retrofits VD 3041, 3042, 3061 and 3062	3/4"	▪	▪		▪	▪		6213	.[Finish]	
6214 - Retrofits FA 310-2 3/4	3/4"	▪	▪		▪	▪		6214	.[Finish]	
6215 - Retrofits FA 310-2	3/4"	▪	▪		▪	▪		6215	.[Finish]	
6216 - Retrofits FA 310-3-1. For mortise with manually operated deadbolt - 1" throw	3/4"	▪	▪	▪	▪	▪		6216	.[Finish]	
6221 - Retrofits VD 3071 and 3072. 4-3/4" minimum stile required	3/4"	▪	▪	▪	▪	▪		6221	.[Finish]	
6222 - Retrofits FA 310-2 3/4 OB	3/4"	▪	▪		▪	▪		6222	.[Finish]	
6223 - Retrofits VD 3091 and 3092. 4-3/4" minimum stile required	3/4"	▪	▪	▪	▪	▪		6223	.[Finish]	
6224 - Retrofits FA 310-2 3/4. For door thicknesses 1-3/4" or 2-1/4"	3/4"	▪	▪		▪	▪		6224	.[Finish]	
6224AL - Retrofits FA 310-2RF. For door thicknesses 1-3/4" or 2-1/4"	3/4"	▪	▪		▪	▪		6224AL	.[Finish]	
6225 - Retrofits FA 310-2 OB	3/4"	▪	▪		▪	▪		6225	.[Finish]	
6226 - Retrofits FA 310-2. For door thicknesses 1-3/4" or 2-1/4"	3/4"	▪	▪		▪	▪		6226	.[Finish]	

For specified options and complete parts list, please see Von Duprin price book.

Features

- Furnished standard in fail secure configuration unless specified fail safe (see Von Duprin price book for options)
- 24 VDC supplied standard if not specified otherwise (see Von Duprin price book for options)
- Compatible with mortise (without deadbolt) and cylindrical lock applications except where noted
- ANSI/BHMA 156.31 Grade 1: 6210, 6211, 6211AL, and 6211WF
- UL10C fire rated (fail secure only)
- UL1034 burglary-resistant

ELECTRIC STRIKES

Additional Electric Strikes available exclusively through Von Duprin.
Please see Von Duprin price book for current list price information.

6300 SERIES

- Orderable through Von Duprin (ships from Indianapolis, IN)

6400 SERIES MODULAR ELECTRIC STRIKE FOR MORTISE OR CYLINDRICAL LOCKS										
Description	Throw	Fire rated	Hollow metal	Wood	Aluminum	Single	Mullion pair	Model	Finish	630
6300 - No cut, surface mount design	Up to 3/4"	■	■	■	■	■	■	6300	.[Finish]	\$1,275.00

For specified options and complete parts list, please see Von Duprin price book.

OPTIONS

OPTIONS (PLEASE SPECIFY)		Specify	Price each
1/16" Shim	Can be ordered separately as part 050804-00	SHIM	\$108.00
SO12 Rectifier kit	Converts 12 VAC to 12 VDC	12 VAC	\$71.00
SO24 Rectifier kit	Converts 24 VAC to 24 VDC (Order 010058)	24 VAC	\$71.00
Entry buzzer	Use in fail-secure applications	EB	\$70.00

Included with strike: two plug-in voltage connectors, mounting template, spacer plate, mounting screws, and hex wrench.
Refer to the Electric Strike Parts section for a complete list of available parts.
SO rectifier kit intended for fail secure/momentary use only. Contact product support for assistance.

Features

- Dual voltage: 12 VDC at 500 mA/24 VDC at 240 mA
- Compatible with most rim exit devices
- UL 1034, UL 294, CSFM
- UL 10C 3-hour fire rated (fail secure only)

6400 SERIES

- Orderable through Von Duprin (ships from Indianapolis, IN)

6400 SERIES MODULAR ELECTRIC STRIKE FOR MORTISE OR CYLINDRICAL LOCKS										
Description	Throw	Fire rated	Hollow metal	Wood	Aluminum	Single	Mullion pair	Model	Finish	630
6400 - Up to 1" deadbolt throw (must be manually retracted and extended)	Up to 3/4"	■	■	■	■	■		6400	.[Finish]	\$900.00

OPTIONS

OPTIONS (PLEASE SPECIFY)		Specify	Price each
Latch monitor	Optional plug-in latch monitor can be added in the field	LM6400	\$95.00
SO12 Rectifier kit	Converts 12 VAC to 12 VDC	12 VAC	\$71.00
SO24 Rectifier kit	Converts 24 VAC to 24 VDC (Order 010058)	24 VAC	\$71.00
Entry buzzer	Use in fail-secure applications	EB	\$70.00

Included with strike: two plug-in voltage connectors, self-adhesive template for frame cuts, trim filler plate, mounting tabs and shims, as well as tamper-resistant screws with a security driver bit.
SO rectifier kit intended for fail secure/momentary use only. Contact product support for assistance.
For additional parts list, please see Von Duprin price book.

Features

- Dual voltage: 12 VDC at 375 mA/24 VDC at 190 mA
- Modular options fit cylindrical and nearly any mortise lock
- Includes movable deadbolt keeper, plug and deadlatch ramp inserts
- UL 1034, UL 294, CSFM
- 3-hour fire rated to UL 10C (fail secure only)



Contents

Consoles and monitoring stations	283
8200 Series	283
800 Series.....	283
Electronic access and releasing devices	284
672 Touchbar.....	284
692 SmartBar	285
672 TouchBar/692 SmartBar Parts.....	286
600 Series Heavy duty pushbuttons.....	287
600 Series Heavy duty pushbutton parts.....	288
700 Series Entry level pushbutton	289
650 Series Heavy duty keyswitches	290
650 Series Heavy duty keyswitch parts.....	291
Specialty equipment.....	292
Door position switches.....	292
Door cords.....	292
Accessories	293
Electronic horns.....	293
Scanners/PIRs.....	293
740 Series Emergency break glass.....	293
660 Series Surface mini box	293
Electromechanical locks	294
442S Series Cabinet lock	294
PB405/PB405S PowerBolts	294

Customer service	Technical support
<ul style="list-style-type: none"> ▪ Order status ▪ Credit returns of non-defective products ▪ General sales questions <p>USA Allegion_Orders@allegion.com CAN Canada.CustomerService@allegion.com</p>	<ul style="list-style-type: none"> ▪ Technical questions/issues ▪ Returns of defective products ▪ Repairs <p>USA Electronic_Lock_TechProdSupport@allegion.com CAN Canada.TechServices@allegion.com</p>

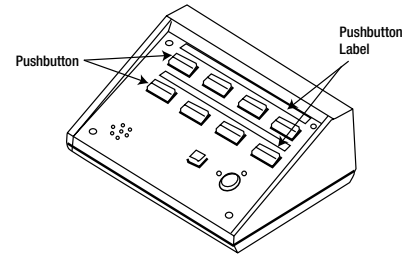


8200 SERIES

Consoles

Features

- Slope front design, with anodized face plate and durable housing
- Each station provides maintained or momentary SPDT pushbutton switch
- Red and green indicator lamps
- Security keyswitch
- Signaling horn
- Alarm reset button
- 24 VDC operation
- UL 294 listed for access control system



4 or 8 zone console

SELECT MODEL

1. Select model - last digit indicates # of zones and select pushbutton function by zone
2. Specify a switch for each zone; M (momentary) or A (alternate action, maintained)

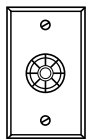
Model number	ZONE	1	2	3	4	5	6	7	8	Price
8204		-	-	-	-					\$2,429.00
8208		-	-	-	-	-	-	-	-	\$4,275.00

8200 SERIES REPLACEMENT PARTS


Description	Specify part number	Price
Momentary switch assembly	8200MS	\$266.00
Alternate Action (maintained) switch assembly	8200AS	\$266.00
8 Zone PCB assembly	P810033	\$416.00
Console silence button	P810049	\$145.00
Console keyswitch	P810050	\$164.00

800 SERIES

Remote and local monitoring stations



800A



801

800 SERIES

Description	Specify model number	Price
Remote monitoring - Audible sound, 70 dB @ 2ft	800A	\$273.00
Local monitoring - One LED indicator - Red, green or amber	800L1	\$138.00
Two LED indicators - Red, green or amber	800L2	\$187.00
Local or remote monitoring station - Requires MBS option on locking device	801	\$505.00
Local or remote monitoring station with keyswitch (less cylinder) <ul style="list-style-type: none"> ▪ For Legal Release and Reset feature (requires MBS on locking device) ▪ SPDT momentary x SPDT maintained contact arrangement 	801KS	\$1,334.00



Patent Issued

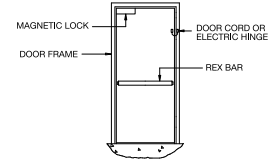


672 TOUCHBAR

The 672 TouchBar is a request-to-exit device used to release electromagnetic locks. Designed for easy installation, smooth operation, and maximum durability.

Standard features

- Pushpad with "PUSH TO EXIT" signage
- 1/4" Movement to activate switch
- Heavy-duty aluminum extrusion and powder coated zinc end caps
- Double pole, double throw switch
- UL 294 listed for access control system
- Universal mounting system for aluminum, hollow metal and wood doors (Includes self-drilling, self-tapping screws for aluminum or wood door application: RIV nuts for hollow metal door applications)
- Field reversible



REX Bar Application



1) SELECT MODEL		
Description	Specify	Price
For aluminum, hollow metal and wood doors	672	\$647.00

2) SELECT DOOR SIZE		
Description	Specify	Price adj.
Standard door width	36", 42" or 48"	Standard

3) SELECT FINISH		
Description	Specify	Price adj.
Clear Anodized Aluminum	628	Standard
Dark Satin Bronze Anodized Aluminum	313	\$59.00

4) SELECT PUSHPAD		
Description	Specify	Price adj.
Black pushpad with Red letters "PUSH TO EXIT"	RD	Standard
Black pushpad with Glow-In-The-Dark letters "PUSH TO EXIT"	GID	No charge

5) SELECT HANDING		
Description	Specify	Price adj.
Right hand reverse	RHR	Standard
Left hand reverse	LHR	No charge

6) SELECT OPTION/ACCESSORY		
Description	Specify	Price adj.
798-18, 18" x 1/2" Armored door cord (less wires) in/out swinging	AR	\$112.00
Sexnut door kit for heavy-duty wood door and hollow metal door applications - Includes 4 sex bolts and screws	WD	\$147.00
Aluminum door mounting shim kit - Includes brackets/shims and screws	SHK	\$147.00

See 672 TouchBar Parts on page 286.

Specifications

Mechanical

- Available in standard lengths to fit 36", 42" and 48" doors
- Can also be field cut at the installation site for custom lengths

Electrical

- Switch: DPDT contacts rated 4A @ 30 VDC
- Wiring: 6 Conductor Cable - 20 AWG (standard)

692 SMARTBAR

Patent Issued

The 692 TouchBar is a request-to-exit device with no moving parts used to release electromagnetic locks. Designed for easy installation, smooth operation and maximum durability.



Standard features

- Push pad with "PUSH TO EXIT" signage
- Touch any point on the pushpad to release locking device
- Audible alarm
- Heavy duty aluminum extrusion and powder coated zinc end caps
- Directionally opposed infrared detection circuits
- DPDT relay
- Universal mounting system for aluminum, hollow metal and wood doors (Includes self-drilling, self-tapping screws for aluminum or wood door application: RIV nuts for hollow metal door applications)
- 798-18, 18" x 1/2" Armored door cord (798-18) shipped standard
- UL 294 listed for access control system



1) SELECT MODEL		
Description	Specify	Price
For aluminum, hollow metal and wood doors	692	\$1,160.00

2) SELECT DOOR SIZE		
Description	Specify	Price
Standard door width	36", 42" or 48"	Standard

3) SELECT FINISH		
Description	Specify	Price
Clear Anodized Aluminum	628	Standard
Dark Satin Bronze Anodized Aluminum	313	\$59.00

4) SELECT PUSHPAD		
Description	Specify	Price
Black pushpad with RED letters "PUSH TO EXIT"	RD	Standard
Black pushpad with Glow-In-The-Dark letters "PUSH TO EXIT"	GID	No charge

5) SELECT HANDING		
Description	Specify	Price
Right hand reverse	RHR	Standard
Left hand reverse	LHR	No charge

6) SELECT OPTION/ACCESSORY		
Description	Specify	Price
Sexnut door kit for heavy-duty wood door and hollow metal door applications	WD	\$147.00
Aluminum door mounting shim kit - Includes brackets/shims and screws	SHK	\$147.00

See 692 SmartBar Parts on page 286.

Specifications

Mechanical

- Available in standard lengths to fit 36", 42" and 48" doors
- Can also be field cut at the installation site

Electrical

- Input voltage: 12 or 24 VDC. Maximum current draw .50A
- Contact rating: 4A @ 30 VDC
- Wiring: 8 Conductor Cable - 20 AWG - 6ft long



PARTS AND ACCESSORIES

672 TOUCHBAR/692 SMARTBAR PARTS		
Description	Specify	Price
672/692 Channel end cap bracket	P972797	\$173.00
Exit insert, Red	P972792	\$164.00
Exit plate, Black	P972791	\$164.00
672/692 Mounting screw pack	P900256	\$164.00
REX SNB kit, 630 (US32D) finish, qty of 4	P900257-628	\$164.00
REX SNB kit, 695 (SP313) finish	P900257-313	\$164.00
Spacer adapter, Black	P900275-BLK	\$195.00
Spacer adapter, Gray	P900275-GRY	\$195.00
Standard pushbar, 313 finish, 36"	P972772-313	\$281.00
Standard pushbar, 628 finish, 36"	P972772-628	\$281.00
Standard pushbar, 313 finish, 42"	P972773-313	\$281.00
Standard pushbar, 628 finish, 42"	P972773-628	\$281.00
Standard pushbar, 313 finish, 48"	P972774-313	\$281.00
Standard pushbar, 628 finish, 48"	P972774-628	\$281.00

672 PARTS		
Description	Specify	Price
672 Cover plate, 628 finish, 36"	P972766-628	\$212.00
672 Cover plate, 313 finish, 42"	P972767-313	\$212.00
672 Cover plate, 628 finish, 42"	P972767-628	\$212.00
672 Cover plate, 313 finish, 48"	P972768-313	\$212.00
672 Cover plate, 628 finish, 48"	P972768-628	\$212.00
672 Channel end cap, Black - 672	P972784-BLK	\$174.00
672 Channel end cap	P972784-GRY	\$174.00
PCB Assembly DPDT - 672	P114281	\$349.00

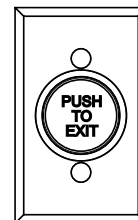
692 PARTS		
Description	Specify	Price
692 Beam housing assembly, Black	P692001	\$299.00
Control board assembly - 692	P114285	\$584.00
692 Cover plate, 313 finish, 36"	P972769-313	\$212.00
692 Cover plate, 628 finish, 36"	P972769-628	\$212.00
692 Cover plate, 313 finish, 42"	P972770-313	\$212.00
692 Cover plate, 628 finish, 42"	P972770-628	\$212.00
692 Cover plate, 313 finish, 48"	P972771-313	\$212.00
692 Cover plate, 628 finish, 48"	P972771-628	\$212.00
692 Wire harness, 6ft	P114287	\$223.00
End Cap PCB cable assembly - 692	P114284	\$174.00

600 SERIES

Heavy duty pushbuttons

- 3A@30 VDC, Momentary (Standard) contacts
- UL 294 listed for access control system

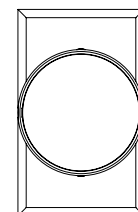
1) SELECT MODEL								
Model number	Cover plate	Cone	Button		Price			
621AL	Stainless steel 2-3/4" x 4-1/2"	Plastic Translucent	1-1/4"	Aluminum	\$380.00			
621ALEX				Alum. "Push to Exit" engraved	\$380.00			
621ALRDEX				Alum. (red coated), "Push to Exit" engraved	\$380.00			
621BLH				Blue handicapped symbol	\$304.00			
621BK				Black	\$304.00			
621GR				Green	\$304.00			
621GREX				Green "Push to Exit"	\$304.00			
621RD				Red	\$304.00			
621RDEX				Red "Push to Exit"	\$304.00			
621GID				Glow-in-the-Dark	\$304.00			
621GIDEX				Glow-in-the-Dark "Push to Exit"	\$304.00			
623BLH				Stainless steel 2-3/4" x 4-1/2"	Plastic Translucent	1-5/8"	Blue handicapped symbol	\$304.00
623BK							Black	\$304.00
623GR	Green	\$304.00						
623GREX	Green "Push to Exit"	\$304.00						
623RD	Red	\$304.00						
623RDEX	Red "Push to Exit"	\$304.00						
623GID	Glow-in-the-Dark	\$304.00						
623GIDEX	Glow-in-the-Dark "Push to Exit"	\$304.00						
625BLH	Stainless steel 2-3/4" x 4-1/2"	Plastic Translucent	2-3/4"				Blue handicapped symbol	\$304.00
625BK							Black	\$304.00
625GR				Green	\$304.00			
625GREX				Green "Push to Exit"	\$304.00			
625RD				Red	\$304.00			
625RDEX				Red "Push to Exit"	\$304.00			
631AL ¹	Cast zinc 2-3/4" x 4-1/2" Extreme duty	Zinc	1-1/4"	Aluminum	\$558.00			
631ALEX ¹				Aluminum "Push to Exit" engraved	\$559.00			
631ALRDEX ¹				Aluminum (red coated) "Push to Exit" engraved silver	\$559.00			



621, 623



621-NS, 623-NS



625



625-NS

1. Not available in special finishes.

2) SELECT OPTIONS	Specify	Price
Delayed pneumatic action (3A @ 30 VDC, form Z contacts)	DA	\$807.00
Narrow stile, stainless steel plate, 1-3/4" x 4-1/2"	NS	No charge
Alternate action/maintained (3A @ 30VDC)	AA	No charge
LEDs for glow thru cone for 621 and 623 models (12-24 VDC .025A @ 28VDC)	L2/ILL	\$119.00
DPDT - Double pole, double throw (not available with DA option)	DP	\$59.00

3) SELECT FINISH - HEAVY DUTY PLATE (HDP Included - Required for Special Finish)	Specify	Price
BHMA 630 (US32D) finish on .035 Satin Stainless Steel	630	Standard
Oil Rubbed Bronze on heavy-duty zinc	SF-613	\$259.00
Bright Chrome on heavy-duty zinc	SF-625	\$259.00
Satin Chrome on heavy-duty zinc - Standard on 631 models	SF-626	\$102.00



PARTS AND ACCESSORIES

PCB ASSEMBLY ONLY	Specify	Price
DPDT - PC Board assembly	P620009-1	\$138.00
SPDT - PC Board assembly	P620009	\$78.00
L2/ILL - PC Board assembly	P395362	\$120.00

621 BUTTON ONLY	Specify	Price
Button 1-1/4" Metal	P620136	\$74.00
Button 1-1/4" Metal "Push to Exit"	P620026-1	\$74.00
Button 1-1/4" Blue Handicap	P620092-BL	\$52.00
Button 1-1/4" Black	P620090-BK	\$52.00
Button 1-1/4" GID	P620090-GID	\$52.00
Button 1-1/4" Green	P620090-GR	\$52.00
Button 1-1/4" Red	P620090-RD	\$52.00
Button 1-1/4" GID	P620091-GID	\$52.00
Button 1-1/4" Green	P620091-GR	\$52.00
Button 1-1/4" Red	P620091-RD	\$52.00

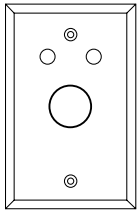
623 BUTTON ONLY	Specify	Price
Button 1-5/8" Blue Handicap	P620032-BL	\$52.00
Button 1-5/8" GID	P620014-GID	\$52.00
Button 1-5/8" GID "Push to Exit"	P620031-GID	\$52.00
Button 1-5/8" Green	P620014-GR	\$52.00
Button 1-5/8" Green "Push to Exit"	P620031-GR	\$52.00
Button 1-5/8" Red	P620014-RD	\$52.00
Button 1-5/8" Red "Push to Exit"	P620031-RD	\$52.00
Button 1-5/8" Black	P620014-BK	\$52.00

625 BUTTON ONLY	Specify	Price
Button 2-3/4" Black	P620029-BK	\$52.00
Button 2-3/4" Blue Handicap	P620027-BL	\$52.00
Button 2-3/4" Green	P620029-GR	\$52.00
Button 2-3/4" Green "Push to Exit"	P620028-GR	\$52.00
Button 2-3/4" Red	P620029-RD	\$52.00
Button 2-3/4" Red "Push to Exit"	P620028-RD	\$52.00

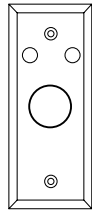
FACEPLATES ONLY	Specify	Price
Heavy duty plate - 613 Dark Satin Bronze	P620008-613	\$259.00
Heavy duty plate - 625 Bright Chrome	P620008-625	\$259.00
Heavy duty plate - 626 Satin Chrome	P620008-626	\$94.00
Heavy duty plate narrow - 613 Dark Satin Bronze	P620020-613	\$259.00
Heavy duty plate narrow - 625 Bright Chrome	P620020-625	\$259.00
Heavy duty plate narrow - 626 Satin Chrome	P620020-626	\$102.00
Plate narrow - Stainless Steel	P620088	\$100.00
Plate single gang - Stainless Steel	P620033	\$100.00

700 SERIES

Entry level pushbutton




701RD-L2



701RD-NS-L2



709BLH ILL-L2



709RD EX ILL-L2

1) SELECT MODEL

Model number	Cover plate	Button	Price
701RD	Stainless steel only 2-3/4" x 4-1/2"	Red 7/8"	\$248.00
701BK		Black 7/8"	\$248.00
701RDEX		Red 5/8" Engraved "Push to Exit"	\$248.00
701RDEXILL		Red 5/8" Illuminated "Push to Exit"	\$299.00
709RDEXILL ¹	Stainless steel only 2-3/4" x 4-1/2"	Red 2" sq Illuminated "Push to Exit"	\$289.00
709GREXILL ¹		Green 2" sq Illuminated "Push to Exit"	\$289.00
709BLHILL ¹		Blue 2" sq Illuminated handicapped symbol	\$289.00

1. Must specify 12 VDC or 24 VDC when ordering 709 Series Pushbuttons.

2) SELECT OPTIONS

Description	Specify	Price
Two LEDs, red or green, dual voltage	L2	\$119.00
Alternate action - Maintained for 701 Series only	AA	\$37.00
Narrow stile plate - For 701 Series only	NS	No charge

PARTS

Description	Specify	Price
701 Button, Red, 7/8"	P100682	\$73.00
701 Button, Black, 7/8"	P100688	\$73.00
701 Narrow Stainless Steel plate	P701629	\$58.00
701 Stainless Steel plate	P701607	\$58.00
701 Stainless Steel plate L2	P701628	\$58.00

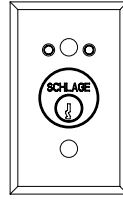
Specifications

Output contact rating:

- 701 Series 3A @ 30 VAC/VDC, momentary SPDT contacts
- 709 Series 5A @ 30 VAC/VDC, momentary SPDT contacts
- UL 294 listed for access control system

650 SERIES
Heavy duty keyswitches

- Patented magnetic spring design
- Momentary to maintained functions
- 5A @ 30 VDC, SPDT contacts
- Standard faceplate finish 630 Stainless Steel
- UL 294 listed for access control system



653-04-L2



653-04-L2-NS

Note: 650 Series Keyswitches operate with either a 1-1/8" or 1-1/4" cylinder having a straight type cam. 1-1/4" Cylinders require a 1/8" blocking/spacer ring (included with the CYL and CYL-KA options). Cannot be used with cylinder and/or collar greater than 1-3/8".

1) SELECT KEYSWITCH FUNCTION			
Description	Cover plate	Specify	Price
SPDT maintained single direction - Stainless Steel	2-3/4" x 4-1/2"	653-04	\$406.00
SPDT momentary single direction - Stainless Steel	2-3/4" x 4-1/2"	653-05	\$406.00
DPDT maintained single direction - Stainless Steel	2-3/4" x 4-1/2"	653-14	\$469.00
DPDT momentary single direction - Stainless Steel	2-3/4" x 4-1/2"	653-15	\$469.00
(2) DPDT maintained bi-direction - Stainless Steel	2-3/4" x 4-1/2"	653-1414	\$620.00
DPDT maintained x DPDT momentary - Stainless Steel	2-3/4" x 4-1/2"	653-1415	\$620.00
(2) DPDT momentary bi-direction - Stainless Steel	2-3/4" x 4-1/2"	653-1515	\$620.00
SPDT maintained x key remove one position - Stainless Steel	2-3/4" x 4-1/2"	653-041	\$406.00
(2) SPDT maintained bi-direction - Stainless Steel	2-3/4" x 4-1/2"	653-0404	\$469.00
SPDT maintained x SPDT momentary - Stainless Steel	2-3/4" x 4-1/2"	653-0405	\$469.00
DPDT maintained x key remove one position - Stainless Steel	2-3/4" x 4-1/2"	653-141	\$469.00
(2) SPDT momentary bi-direction - Stainless Steel	2-3/4" x 4-1/2"	653-0505	\$469.00

2) SELECT OPTIONS (CYL or CYL-KA must be chosen to receive a core)		
Description	Specify	Price
Two LEDs (red/green), dual voltage 12/24 VDC	L2	\$119.00
Narrow stile - Stainless Steel Plate (1-3/4" x 4-1/2")	NS	No charge
Anti-Tamper Switch	ATS	\$112.00
Water resistant cover fits 1-1/8" cylinder only (not available with NS or L2 or special finishes)	WP	\$142.00
1-1/4" Schlage Everest mortise cylinder with two keys and 1/8" spacer ring	CYL	\$134.00
1-1/4" Schlage Everest mortise cylinder with two keys and 1/8" spacer ring	CYL-KA (keyed alike)	\$134.00

3) SELECT PLATE FINISH		
Description	Specify	Price
BHMA 630 (US32D) on .035 Satin Stainless Steel	630	Standard
Oil Rubbed Bronze on heavy-duty zinc	SF-613	\$259.00
Bright Chrome on heavy-duty zinc	SF-625	\$259.00
Satin Chrome on heavy-duty zinc	SF-626	\$102.00

4) SELECT OPTIONAL BLOCKING RING (Only necessary when using with a competitive cylinder)		
Description	Specify	Price
Blocking ring for use without compression ring	36-079	\$23.00

5) SPECIFY BLOCKING RING SIZE (Example: 36-079-012)	
	Specify
1/8" length	012
3/16" length	018
1/4" length	025
5/16" length	031
3/8" length	037
7/16" length	043
1/2" length	050



PARTS AND ACCESSORIES

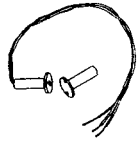
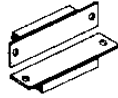
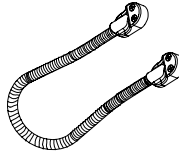
MOUNTING HARDWARE ONLY		
Description	Specify	Price
Heavy duty mounting hardware - 613 Dark Satin Bronze	P630013-613	\$42.00
Heavy duty mounting hardware - 625 Bright Chrome	P630013-625	\$42.00
Heavy duty mounting hardware - 626 Satin Chrome	P630013	\$21.00

SINGLE GANG FACEPLATE ONLY		
Description	Specify	Price
Standard plate - Stainless Steel	P653063	\$102.00
Heavy duty plate - 613 Dark Satin Bronze	P653009-613	\$259.00
Heavy duty plate - 625 Bright Chrome	P653009-625	\$259.00
Heavy duty plate - 626 Satin Chrome	P653009-626	\$102.00
Standard plate - Stainless Steel - L2	P653064	\$102.00
Heavy duty plate - L2 - 613 Dark Satin Bronze	P653015-613	\$259.00
Heavy duty plate - L2 - 625 Bright Chrome	P653015-625	\$259.00
Heavy duty plate - L2 - 626 Satin Chrome	P653015-626	\$102.00

NARROW FACEPLATE ONLY		
Description	Specify	Price
Standard plate narrow - Stainless Steel	P653065	\$102.00
Heavy duty plate narrow - 613 Dark Satin Bronze	P653026-613	\$259.00
Heavy duty plate narrow - 625 Bright Chrome	P653026-625	\$259.00
Heavy duty plate narrow - 626 Satin Chrome	P653026-626	\$100.00
Standard plate narrow - Stainless Steel - L2	P653066	\$208.00
Heavy duty plate narrow - L2 - 613 Dark Satin Bronze	P653027-613	\$259.00
Heavy duty plate narrow - L2 - 625 Bright Chrome	P653027-625	\$259.00
Heavy duty plate narrow - L2 - 626 Satin Chrome	P653027-626	\$102.00

SWITCHES ONLY		
Description	Specify	Price
Anti-Tamper Switch and magnet	P653067	\$41.00
Switch and lead assembly	P653059	\$52.00

DOOR POSITION MONITORS AND SWITCHES


 679-05 Concealed
SPDT magnetic switch

 7764 Concealed
door position switch


Door cord

FSS1 HIGH SECURITY DOOR POSITION MONITOR - (UL 634 LEVEL 2 RATING)	Specify	Price
FSS1 High security DPS surface mount with conduit	194555101647	\$1,247.00
FSS1 High security DPS surface mount without conduit	194555101654	\$1,247.00
FSS1 High security DPS flush mount mortised	194555101661	\$1,247.00

DOOR POSITION SWITCHES	Specify	Price
Overhead door floor mount	674-OH	\$509.00

679 SERIES CONCEALED SPDT MAGNETIC SWITCH (0.3A @ 30 VDC)	Specify	Price
Wood door and frame	679-05	\$111.00
HM Hollow metal door and frame	679-05HM	\$153.00
WD Wood door and metal frame	679-05WD	\$183.00

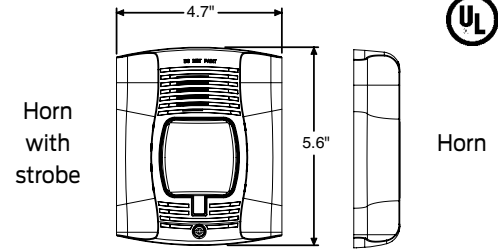
7700 SERIES DOOR POSITION SWITCHES (0.25A @ 30 VDC)	Specify	Price
Concealed/flush mount	7764	\$370.00
Surface mount	7766	\$392.00

DOOR CORDS	Specify	Price
12" x 3/8" Armored door cord - less wires	788-12	\$121.00
12" x 3/8" Armored door cord with 20" 4-conductor wire	788C-12	\$183.00
18" x 3/8" Armored door cord - less wires	788-18	\$159.00
18" x 3/8" Armored door cord with 26" 4-conductor wire	788C-18	\$215.00
12" x 1/2" Armored door cord - less wires	798-12	\$139.00
12" x 1/2" Armored door cord with 20" 4-conductor wire	798C-12	\$183.00
18" x 1/2" Armored door cord - less wires	798-18	\$176.00
18" x 1/2" Armored door cord with 26" 4-conductor wire	798C-18	\$215.00

Notes: C Suffix = 20 AWG wires
Classified by UL to UL 10C

ELECTRONIC HORNS

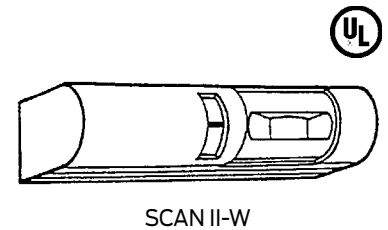
- Immediate, local audible warning device
- Designed for indoor application
- Surface and flush mounting kits included with all horns
- Latching units require a reset action
- Strobe units activate/deactivate based on the state of the horn
- Horn color is white
- Dual decibel settings high/low 102 and 88 with dba's



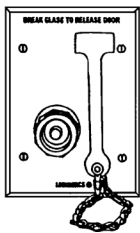
ELECTRONIC HORNS	Specify	Price
12/24 VDC Horn, current draw 14 mA @ 12 VDC; 28 mA @ 24 VDC	1910-1	\$829.00
24 VDC Horn with strobe, current draw 71mA	1910S-1	\$1,129.00
24 VDC Horn with latching, current draw 28mA	L1910-1	\$1,145.00
24 VDC Horn with strobe and latching, current draw 71mA	L1910S-1	\$1,496.00

SCANNERS/PIRS

- Passive infrared detector
- Surface Mounting height range is from 7 to 15 ft
- Two form "C" relay contacts rated 2A @ 30 VDC for DC resistive loads
- Relay latch time is adjustable up to 64 seconds
- UL 294 listed by manufacturer as an access control device
- Designed for indoor applications



SCANNERS/PIRS	Specify	Price
Black	Scan II - B	\$977.00
White	Scan II - W	\$977.00

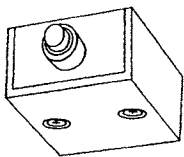


740

740 SERIES EMERGENCY BREAK GLASS - Switch contact form "Z", rated 6A @ 30 VDC	Specify	Price
Assembly only	740	\$697.00
With indicator light	741	\$714.00
With Sonalert	742	\$777.00

Assembly mounts in 3 gang electrical box.

P800003 is the part number for the 5 pack of glass disc replacements. List \$152.00.



660

660 SERIES SURFACE MINI BOX - Dimensions: 2" H x 2" W x 1" D; Switch contact rating: 6A @ 120 VAC	Specify	Price
SPDT Momentary pushbutton	660-PB	\$263.00
SPDT Maintained toggle	660-T4	\$259.00

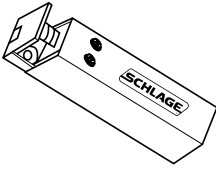
Recommended for concealed desk application.



442S SERIES CABINET LOCK

Patent #'s 4,557,121/4,579,376

SPECIFICATIONS	
Overall Dimensions	3" L x 1" W x 1" D
Current Draw	0.50A @ 12 VDC; 0.25A @ 24 VDC (field selectable)



442S

442S SERIES CABINET LOCK		
Description	Specify	Price
Lock with strike - Black Lexan finish; Fail Secure	442S	\$486.00

PB405/PB405S POWERBOLTS

Standard features

- Magnetic door status monitor
- Magnetic relocking switch

SPECIFICATIONS	
Bolt size 405/405S	.61" diameter x .67" throw
PB405 overall size	7.87" x 1.26" x 1.57", 90° locking
PB405S overall size	7.87" x 1.26" x 1.57"
Current draw	0.9A @ 12 VDC; 0.45A @ 24 VDC 12/24 VDC dual voltage, field selectable



PB405/PB405S

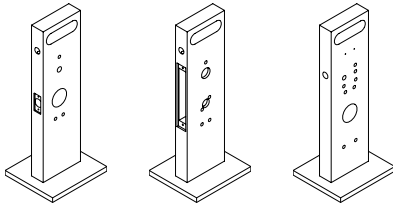
PB405/PB405S POWERBOLTS		
Description	Specify	Price
Fail Safe, rectangular front (Fail Secure Lock – Requires power to unlock)	PB405	\$1,006.00
Fail Secure, rectangular front (Fail Safe Lock – Requires power to lock)	PB405S	\$1,248.00
Retro fit kit	PB405-RFK	\$113.00

Electromechanical PowerBolts not recommended where life safety may be compromised, or where panic bar hardware is the only means of egress. Mortise mount electric bolts furnished in Satin Aluminum finish.

Contents

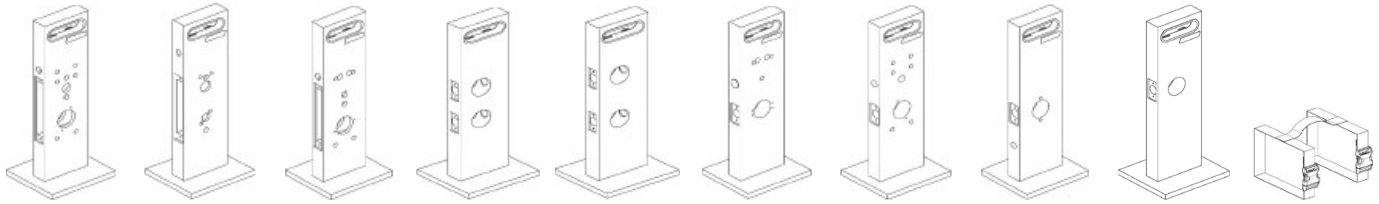
Merchandising aids	296
Agency listings.....	297
Door and frame handing chart.....	299
System design guide	300
Master key system summary	301
Wiring diagrams.....	308
United States Wiring diagram request form.....	309
Canada Electrical drawing request form.....	310
BAA/ARRA Cover letter	311

MERCHANDISING AIDS



47709952 47709953 47709954

SCHLAGE XE360 DISPLAY MOUNTS							
Part number	Description	Dimension (inches)					
		Backset	Bore	Faceplate width	Total height	Width at base	Price
47709952	XE360 Tubular mount	2-3/4"	2-1/8"	1"	19-7/8"	8"	\$320.00
47709953	XE360 Mortise mount	2-3/4"	1"	1-1/4"	19-7/8"	8"	\$320.00
47709954	XE360 Falcon 25 Exit mount	2-3/4"	2-1/8"	-	19-7/8"	8"	\$320.00



47284859 47284860 47284861 47284862 47284867 47284868 47284869 47284870 47284871 47286238

SCHLAGE ELECTRONICS WHITE WOOD DISPLAY MOUNTS							
Part number	Description	Dimension (inches)					
		Backset	Bore	Faceplate width	Total height	Width at base	Price
47284859	AD Mortise mount	2-3/4"	2-1/8"	1-1/4"	19-7/8"	8"	\$254.00
47284860	LE Mount	2-3/4"	1"	1-1/4"	19-7/8"	8"	\$254.00
47284861	CO Mortise mount	2-3/4"	2-1/8"	1-1/4"	19-7/8"	8"	\$254.00
47284862	Interconnect mount, 4"	2-3/8"	2-1/8"	1"	19-7/8"	8"	\$254.00
47284867	Interconnect mount, 5.5"	2-3/8"	2-1/8"	1"	19-7/8"	8"	\$254.00
47284868	CO Cylindrical mount	2-3/4"	2-1/8"	1-1/8"	19-7/8"	8"	\$254.00
47284869	AD Cylindrical mount	2-3/4"	2-1/8"	1-1/8"	19-7/8"	8"	\$254.00
47284870	NDE Mount	2-3/4"	2-1/8"	1-1/8"	19-7/8"	8"	\$254.00
47284871	Deadbolt, knob, and keypad mount	2-3/8"	2-1/8"	1"	19-7/8"	8"	\$254.00
44-115	Clear plastic mount ring	-	-	-	-	-	\$68.30
47286238	Mount carton carrying strap	-	-	-	-	-	\$31.60

Price does not include lock.

AGENCY LISTINGS

PRODUCT	LISTING	STANDARD	AGENCY
M420/M420P	Builders Hardware - Aux. Locks	UL 10C/UL 1034/UL 294	UL/cUL CSFM
M450/M450P	Builders Hardware - Aux. Locks	UL 10C/UL 1034/UL 294	UL/cUL CSFM
M490/M490P	Builders Hardware - Aux. Locks	UL 10C/UL 1034/UL 294	UL/cUL CSFM
M490DE	Builders Hardware - Aux. Locks	UL10C UL294 Special Locking Arrangement including BOCA	UL/cUL CSFM
M390RFK	Builders Hardware - Aux. Locks	UL 10C UL/cUL	UL/cUL CSFM
490G	Builders Hardware - Aux. Locks (outdoor rated)	-	-
320 Series (M suffix)	Builders Hardware - Aux. Locks	UL10C	UL/cUL CSFM
GF3000 (Surface Mount)	Builders Hardware - Aux. Locks	UL10C	UL /cUL
GF3000 (Mortise Mount)	Builders Hardware - Aux. Locks	UL10C	UL/cUL CSFM
PS902	Power Supply	UL294	UL/cUL FCC Part 15 and Rotts Compliant
PS904	Power Supply	UL294	UL/cUL FCC Part 15 and Rotts Compliant
PS906	Power Supply	UL294	UL/cUL FCC Part 15 and Rotts Compliant
900-2RS	Power Supply Option Board	UL294	UL/cUL
900-4R/900-4RL	Power Supply Option Board	UL294	UL/cUL
900-8P/900-8F	Power Supply Option Board	UL294	UL/cUL
900-FA/900-BB	Power Supply Option Board	UL294	UL/cUL
672 Series All models including BRG	Access Control System Units Burglary Resistant Electric Locking Mechanism Accessory	UL294 UL1034	UL UL
692 Series All models including BRG	Access Control Systems Units Burglary Resistant Electronic Locking Mechanism Accessory	UL294 UL1034	UL UL
7764 Switch	Connectors and Switches Misc Fire Door Accessories	UL634 UL10B	UL - multiple listing UL - multiple listing
7766 Switch	Connectors and Switches	UL634	UL - multiple listing
8200 Series	Access Control Units	UL294	UL
SCAN-II-W SCAN-II-B	Access Control System Units	UL294	UL - multiple listing



LISTED ELECTROMAGNETIC LOCKS

A156.23-2010

ANSI Type Numbers Licensee's Catalog

DESIGNATIONS			
ANSI Function Number	1500 lbf Rating	1000 lbf Rating	500 lbf Rating
E18501	M490, M490P, M390RFK	M450, M450P, 70	M420, 420P, 40
E18511	M492, M492P	M452, M452P, 72	M422, M422P
E18531	M490-TJ, M490P-TJ	M450-TJ, M450P-TJ, 70-TJ	M420-TJ, M420P-TJ, 40-TJ
E18541	M490-HDB, M490P-HDB	M450-HDB, M450P-HDB, 70-HDB	M420-HDB, M420P-HDB, 40-HDB
E08501	M490G1		
E08531	M490G1		
E08561	GF3000, GF3000TJ		
E08571	280		
E08581	GF3000, 280		
E08591	GF3000, 280		
E08601	GF3000BRD		

Outdoor rated lock.

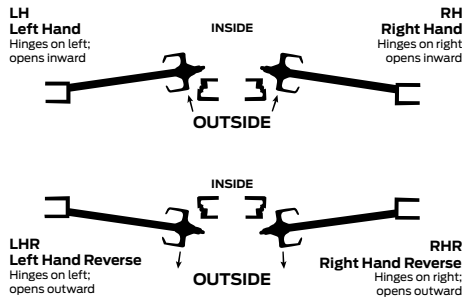
All of the above available in 12VDC or 24VDC.

CERTIFIED FINISHES	
Finish Type	Licensee's Catalog Designations
Clear Anodized Aluminum	628
Satin Black, Anodized	335

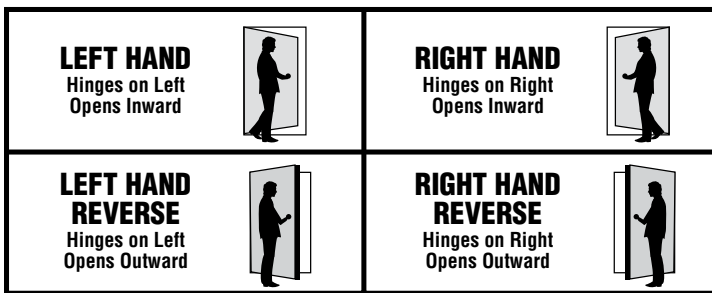
AD SERIES & CO SERIES ELECTRONIC LOCKS

PRODUCT	STANDARD
AD Series and CO Series	UL294
	UL10C
	BHMA/ANSI 156.25 Grade 1 Operation and Security <ul style="list-style-type: none"> ▪ A156.2 ▪ A156.3 ▪ A156.12 ▪ A156.13 ▪ NFPA 101 – Ch 7 ▪ NFPA 80 – Ch 6 and 7 ▪ IBC – Ch 10
	ADA – Ch 4.13
	FCC Part 15
	Industry Canada (IC) RSS-210
	Florida Building Code
	RoHS

DOOR & FRAME HANDING CHART

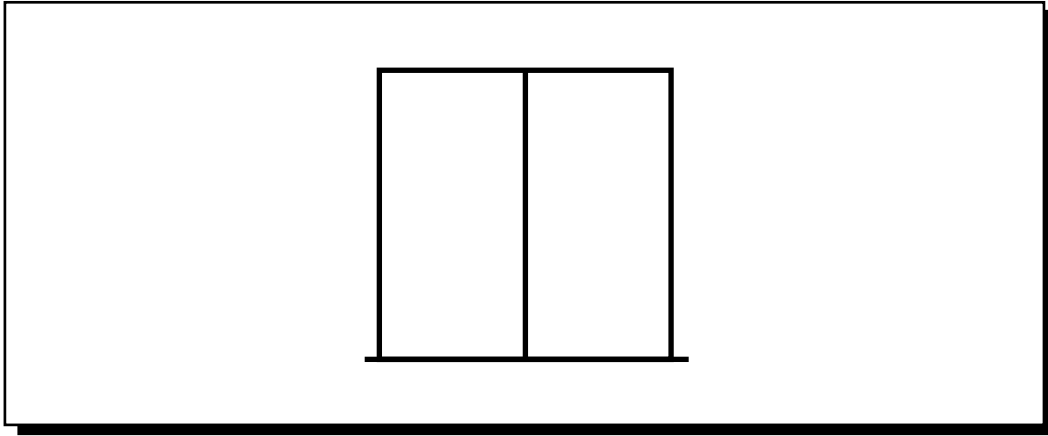


DOOR HANDING FROM READER SIDE



ARCHITECTURAL FINISHES CHART			
Finish description	Finish No.	BHMA No.	Government
Bright Brass	605 or 666	605E	US3
Bright Chrome	625 or 672	625E	US26
Oil-Rubbed Bronze, Anodized	690 or 313	690	US20A
Oil-Rubbed Bronze	613 or 710	613E	US10B
Satin Aluminum, Clear Anodized	628	628	US28
Satin Black, Anodized	711 or 335	711	US19
Satin Brass	606	606E	US4
Satin Bronze	612 or 668	612E	US10
Satin Chrome	626	626E	US26D
Satin Stainless Steel	630	630	US32D
Oil-Rubbed Bronze, Powder Paint	SP313	-	-
Satin Black, Powder Paint	SP335	-	-

To preserve finishes, wipe clean with a soft cloth. Commercial cleaners may damage finish.



DESCRIPTION OF OPERATION _____

ELECTRIC LOCK

TYPE: VOLTAGE: CURRENT DRAW

OPTIONS

LOCK STATUS SW: DOOR STATUS SW

POWER SUPPLY

MODEL: VOLTAGE: CURRENT CAPACITY

OPTIONS

FIRE SYSTEM TIE-IN: STANDBY BATTERIES

CONTROL-ACCESS

TYPE:

CONTROL-EGRESS

TYPE:

MONITORING REQUIRED – DESCRIBE: _____

INTERLOCK REQUIRED – DESCRIBE: _____



MASTER KEY SYSTEM SUMMARY

This form must be attached to the **Master Key Order form and P.O.**
Please provide as complete and accurate as possible so we can provide what you need for your Key System.

Job Name

Address
City / State

Country

Account No.

P.O.#

For detailed instructions on how to complete this form please refer to pages 4 & 5

System Overview

New

Existing (provide info below)

Attached Dealer Specified Combinations

Registry # _____

Structure or
Factory Order # _____

1. Select System

Schlage

Classic

Classic Primus *

Everest®

B (Small Format IC, Restricted *)

C (Open)

Primus® *

D (Restricted *)

Primus® *

Everest 29™

R (Small Format IC, Restricted *)

S (Open)

Primus® *

T (Restricted *)

Primus® *

Falcon

Standard

Schlage C

Restricted *

Interchangeable Core A2

Interchangeable Core A4

Everest 29 key sections are backwards compatible to Everest keyways and have the following relationships:

R family sections > B family keyways

S family sections > C family keyways

T family sections > D family keyways

Type

5-pin 6-pin 7-pin

See compatibility chart on page 5

Keyway _____

Specified **: _____

** = The Commercial Master Key Department makes the final decision in the selection of key sections

Construction Keyed Yes No

Full Size Construction Cores ICA ICB ICC
(Schlage Only)

Small Format Construction Cores Brown Green

Construction Keyed Type

Falcon CK (BOK) Lost Ball

Schlage CK (Split) RCK (5-Pin C only)

2. Select Keys & Key Stamping

Change Keys

No. Of Keys per Symbol _____

No. Of Keys per Cylinder _____

Type

Standard Bow

Standard Bow
(Unembossed)

Access Bow

Large Bow

Key Stamp Details

Keyset Symbol

Do Not Duplicate
(DND)

With Custom Die
(Specify) _____

Non-standard Code (Specify) _____

Change Key Packaging and Shipping Instructions

Pack Keys Independently (PKI) of Lock or Cylinder ***

*** = *Furnished standard at no charge with
Split-Key construction keying*

Yes No

If PKI, ship change keys to:

Dealer

Other _____

See Primus Facesheet

3. Select Cylinder Stamping

Cylinder Stamp Details

With Industry Standard Key Symbol

Non-Standard Code (Specify)

Cylinder Stamping Location

Plug Face (N/A in Primus) - VKC

Concealed (N/A in Falcon STD) - CKC

4. Select Key Quantities

Level	Qty. Per	Master Key Symbol (s)	Total Quantity
GGM _____	_____	_____	_____
GM _____	_____	_____	_____
MK or RMK _____	_____	_____	_____
Control _____	_____	_____	_____
Emergency _____	_____	_____	_____
Others _____	_____	_____	_____

Ship Master Keys To:

Dealer
 See Primus Facesheet
 Other _____

Special Function	Qty. Per		Qty. Per
RCK (Lost Ball) ****	_____	Full Size Construction Core Keys (Schlage Only)	_____
CK (Split Key) ****	_____	Full Size Construction Core Control Keys (Schlage Only)	_____
Extractor Tools ****	_____	Small Format Construction Core Keys	_____
		Small Format Construction Core Control Keys	_____

**** = Use with Construction Keying

5. Master Key Future Expansion

List Future MK Symbols	Approx. # of Change Key Symbols Under Each Future MK
Example: MK..... <input checked="" type="checkbox"/> BJ, BK _____	40 each _____
GGM <input type="checkbox"/> _____	_____
GM <input type="checkbox"/> _____	_____
MK <input type="checkbox"/> _____	_____
MK <input type="checkbox"/> _____	_____
MK <input type="checkbox"/> _____	_____
MK <input type="checkbox"/> _____	_____
Others <input type="checkbox"/> _____	_____

6. Operating Instructions

(Unless otherwise specified, all hierarchical master keys will operate cross-keyed cylinders)

Cross Keyed Cylinder	is operated by these change keys	Cross Keyed Cylinder	is operated by these change keys
X _____	_____	X _____	_____
X _____	_____	X _____	_____
X _____	_____	X _____	_____
X _____	_____	X _____	_____

7. Instructions and Compatibility

General Information

If you do not know the registry number (R#), structure number or the original factory order number for an existing system, contact Customer Service prior to placing the order:

USA:	CANADA:
Tel. 1-877-671-7011	Tel. 1-800-900-4734
Fax 1-800-452-0663	Fax 1-800-209-4734

- Only one structure may be ordered on the same purchase order
- Classic refers to Obverse, Numbered (Paracentric), Quad, and Reverse key section families
- Classic Primus refers to Primus Obverse and Primus Quad key section families

Section 1: Select System

Full Size Construction Cores

- Schlage only

Small Format Construction Cores

- 7-pin only for Schlage
- 6- and 7-pin for Falcon

CK (Split)

- 6-pin for Schlage and Falcon
- Split key construction keying is not available for Classic Primus or Everest 29 Primus

RCK (Lost Ball)

- 5-pin (C keyway) only for Schlage
- 5-, 6-, and 7-pin for Falcon

System Selection

- Refer to the compatibility chart

Section 2: Select Keys and Key Stamping

Stamp Details

- Unless otherwise specified, industry standard key symbols are stamped on Everest 29™ and Primus® keys
- For custom die, attach RFQ approval for Schlage

Section 3: Select Cylinder Stamping

Type

- For cylinder type refer to the compatibility chart

Keyway (specify)

- Schlage Commercial's default key section for new Master Key Systems is Everest™ S145

Section 4: Key Quantities

Level

- Unless otherwise specified, the control key has the same cut as the highest-level key in the system (Except SFIC systems)

Special Function

- Construction keys are not furnished unless specified

Change Keys

- Unless otherwise specified 2 change keys are furnished per lock or cylinder

Section 5: Master Key Future Expansion

- Do not use the letters “I”, “O”, “CK”, “KA, or “KD” for any master key symbols

Section 6: Operating Instructions

- Cross keying reduces the security and expansion of key systems
- Unless otherwise specified, all hierarchical master keys will operate cross-keyed cylinders

Compatibility Chart

	5 Pin	6 Pin	7 Pin	Split Key	Block O-Key	Lost Ball	Temp Core	A2	A4	0.025	0.018
Schlage											
Classic	X	X		X		X	X				
Everest 29 S		X		X			X				
Everest 29 T		X		X			X				
Everest 29 R			X				X	X			
Classic Primus (XP)		X					X				
Everest 29 Primus (XP)		X					X				
Falcon											
Open	X	X	X		X	X					X
Restricted		X	X		X	X				X	
Schlage C		X		X							
SFIC Open		X	X				X	X	X		
SFIC Restricted		X	X				X	X	X		

FORMS & EXAMPLES • **Sample Letter of Authorization
For All Restricted Key Products**



DISTRICT 10

**End User
Letterhead - REQUIRED**

District 10 Schools
555 Main Street
End User City, State 55555
(555) 555-5555

May 1, 2003

Date - REQUIRED

To: Schlage Dealer
100 East Avenue
Dealer City, State 11111

**Dealer Name -
RECOMMENDED**

**Include Registry
Number &
Facility Code
(stamped on
keys) for existing
key systems**

RE: District 10, Jones Elementary School

Facility Name - REQUIRED

Please consider this authorization to ship product for the above-referenced project.

Jones Elementary School is to be keyed using a new Everest 29 T Restricted Key System. For security reasons, we would like to have all keys for this facility shipped to a location other than the job site. Master keyed products, however, can be shipped directly to the site. This letter authorizes Schlage to ship our restricted products to the following addresses:

Master Keyed Products, Construction Keys, Locks Less
Cylinders, and Locks with Construction Cores
Attn: Building Project Manager
District 10 Schools
555 Main Street
End User City, State 55555

Master Keys, Change Keys, Control Keys, and Key Blanks
Attn: Locksmith
District 10 Lockshop
1201 Fifth Avenue
End User City, State 55555

**Authorized Ship-
To Addresses -
REQUIRED**

These two addresses above serve as our only authorized shipment addresses for all orders placed for our facility. We understand that this letter will be kept on file and referenced for our future orders and that a new letter is only required to add, remove, or change authorized shipping locations.

Sincerely,

End User Representative
Facilities Manager

**End User
Representative
Signature -
REQUIRED**

United States

Letter may be mailed or faxed to Schlage
Schlage Restricted Order Processing
3899 Hancock Expressway
Colorado Springs, CO 80911

Canada

Letter may be mailed or faxed to Schlage
Allegion Canada Inc.
Attn: Master Key Department
1076 Lakeshore Rd E Mississauga, ON, L5E 1E4

A library of common wiring diagrams are available at no-charge for use in single and double door applications utilizing various configurations of Allegion door hardware products. These diagrams can be accessed through our Knowledge Center tool at <http://kc.allegion.com/>

Click on Common Wiring Diagrams located under the column Top Solutions.


CUSTOM WIRING DIAGRAMS

When common wiring diagrams do not meet the needs of the job requirements, Allegion offers a service to purchase custom wiring diagrams. All custom wiring diagrams include a point-to-point with theory of operation and a riser diagram. Custom wiring diagrams fall into two categories: Standard and Complex.

- **Standard drawings:** All Allegion products with a single opening and a basic theory of operation. These drawings are quoted on a per drawing basis.
- **Complex drawings:** Generic contacts, 3rd party components, complex relay logic, timer circuit logic, any other additional advanced logic. These drawings must be processed through a quote process to determine the total NET cost of the request.

How does the Custom Wiring Diagram Request Process work?

- Custom wiring diagrams can only be ordered by and shipped to current Allegion Channel Partners.
- For United States, Wiring Diagram Request Forms can be obtained by:
 - Sending an email request to Wiring.Diagram.Request@allegion.com
 - Using the form located on page 309
- For Canada, Wiring Diagram Request Forms can be obtained by:
 - Sending an email request to Canada.TechServices@allegion.com
 - Using the form located on page 310
- For United States, email the completed request form to Wiring.Diagram.Request@allegion.com. For Canada, please email the completed request form to Canada.TechServices@allegion.com.
- Be sure and include the following information to prevent delays to the request:
 - All supporting documentation for non-Allegion products
 - Hardware list with complete part numbers
 - Detailed theory of operation for all openings
- Upon receipt, the custom wiring coordinator will review and clarify the request as needed.
- Once all clarifications are resolved, a QUOTE#, NET pricing, and lead time will be assigned and communicated to the requester within one business day.
- Drawings that fall under a Standard type will be quoted a NET \$300.00 for each drawing.
- Drawings that fall under a Complex type will receive a NET quote depending on the time required to complete the drawings at an hourly rate of \$300.00/hour.
- A purchase order with the QUOTE# must be received for the wiring diagrams to be produced.
 - For United States, send the completed PO to Wiring.Diagram.Request@allegion.com
 - For Canada, send the completed PO to Canada.TechServices@allegion.com
- Lead time is generally 2-3 weeks from time PO is received, more complex requests will have longer lead times.
- Changes to the original request after a quote approval may incur additional charges and affect lead time.
- QUOTE# is valid for 90 days.
- Custom wiring diagrams, once completed, will be emailed to the requester.



United States Wiring Diagram Request Form

Must be a Schlage Electronics, LCN, or Von Duprin Dealer

UNITED STATES ELECTRICAL DRAWING REQUEST FORM

Date:	Project Name:
Dealer/Distributor:	
Account Number:	Dealer Contact Name:
Phone:	

Provide a Primary Technical Contact:	Phone:
--------------------------------------	--------

Provide/Attach the Following:

- All supporting documentation for all non-Allegion products
- Included hardware list with complete part numbers
- Detailed Theory of Operation for all openings

Additional information that helps expedite the project:

Door Number:
Door Size:
Door Material:
Fire Rated Opening:
Single/Pair:
Double Egress:
Interior/Exterior:
Interlocked Opening:
Basic Floor Plan/Traffic Flow:

United States

Email completed form and supporting documentation to:
Wiring.Diagram.Request@allegion.com



Canada Wiring Diagram Request Form

CANADA ELECTRICAL DRAWING REQUEST FORM

Rep./Distributor Name:

Job Name:

Contact Name:

Phone:

Fax:

P.O.#

Date:

Select Drawing Type

Riser:

Point to Point:

Both:

Door Type:

Door Number:

Fire Rated Opening:

Double Egress:

Single:

Pair:

Specify all electrical hardware:

Quantity:

Power Supply:

Maglock/Elec. Strike:

Card Reader/Keypad:

Controller/Console:

Keyswitch:

Push Button:

Auto Operator:

Actuator:

Closer/Holder:

Exit Device:

Power Transfer:

Door Contact:

Other:

Specify daytime operation:

Push Side:

Pull Side:

Specify nighttime operation:

Push Side:

Pull Side:

Provide a sketch of the door opening if positioning of hardware is pertinent:

Canada

Email completed form and supporting documentation to:

Canada.TechServices@allegion.com



BAA Order Transmittal Cover Letter



Buy America Act and American Recovery and Reinvestment Act (BAA/ARRA)

*Note that orders requiring BAA compliant products MUST include this cover letter to
be properly identified.*



* Note: BAA does not apply to Canada.

About Allegion

At Allegion (NYSE: ALLE), we design and manufacture innovative security and access solutions that help keep people safe where they live, learn, work and connect. We're pioneering safety with our strong legacy of brands like CISA®, Interflex®, LCN®, Schlage®, SimonsVoss® and Von Duprin®. Our comprehensive portfolio of hardware, software and electronic solutions is sold around the world and spans residential and commercial locks, door closer and exit devices, steel doors and frames, access control and workforce productivity systems.

For more, visit www.allegion.com

KRYPTONITE ■ LCN ■  ■ STEELCRAFT ■ VON DUPRIN